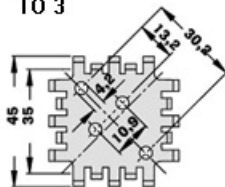


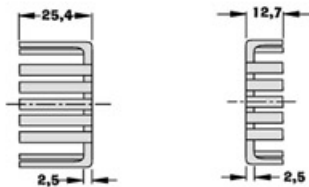


TO 3

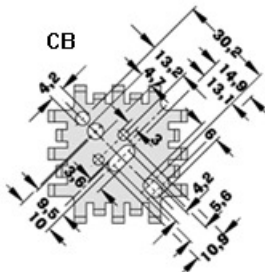


FK 201 / SA
 FK 201 / SA-3
 FK 201 / SA-9-66
 FK 201 / SA-CB


6,0 kW



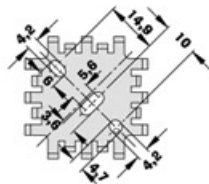
CB



Oberfläche schwarz eloxiert



SOT 9 + TO 66



FK 202 / SA
 FK 202 / SA-3
 FK 202 / SA-9-66
 FK 202 / SA-CB

8,0 kW

