

Linear actuator DSZY5-LT (limit switch)

The electric linear actuators DSZY5 are operated with alternating current. The DSZY5 linear actuator is available in four different models:

- DSZY5-STD (Standard)
(standard for all applications without position feedback)
- DSZY5-POT
(with potentiometer for absolute position feedback)
- **DSZY5-LT**
(with integrated, adjustable limit switches)
- DSZY5-LT-POT
(with potentiometer and integrated, adjustable limit switch)

Equipped with a trapezoidal screw spindle (ACME screw), it is a durable and robust AC linear drive. Thanks to the trapezoidal threaded spindle, it achieves high self-locking.

In addition, mechanical overload protection has been integrated. The motor is also protected by a temperature overload protection.

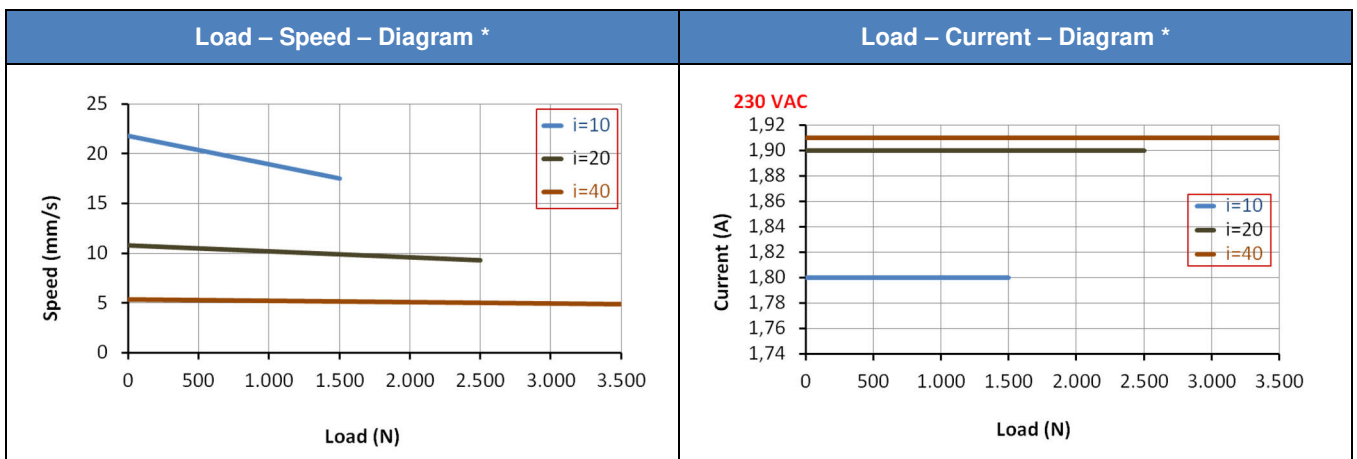


Type code (all options can be combined)

DSZY5		- 230		- 10		- 203		- LT		- IP65	
Type	Input voltage	Gear reduction i		Stroke		Model		IP Code			
	230 Vac	10	20	40	102 mm	153 mm	203 mm	254 mm	305 mm	457 mm	610 mm
					LT (with integrated, adjustable limit switches)						

Performance data: Load – Speed – Current

Gear reduction i	Dynamic load (N)	Static load (N)	Typical speed * (mm/s)		Typical current * (A)	
			minimum load	maximum load	minimum load	maximum load
10	1,500	ca. 2,500	26.5	22.9	2.8	3.1
20	2,500	ca. 3,500	13.1	11.8	2.7	2.7
40	3,500	4,500	6.6	6.0	2.7	2.7



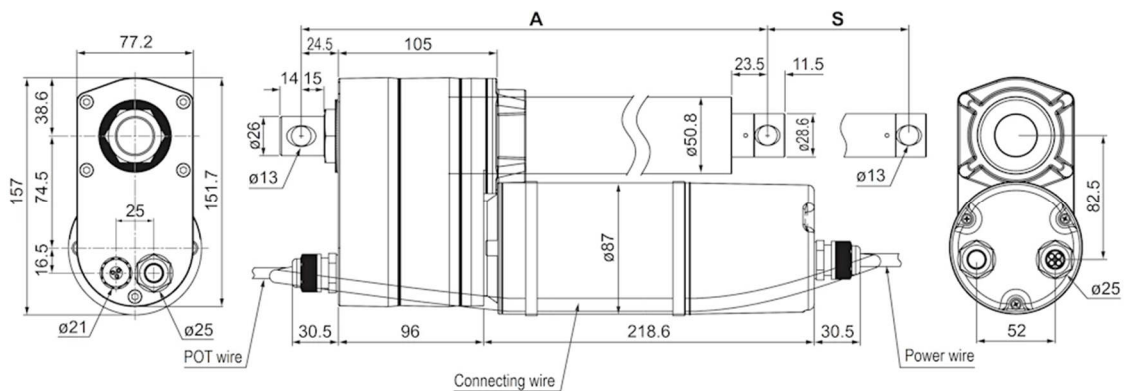
(* Average values)

Additional technical specifications

- Thrust and tensile force up to 3,500 N
- Static load: 4,500 N (by $i=40$)
- Duty cycle 25 % (e.g. 4 min continuous operation – 12 min pause)
- Zinc alloy casing
- Steel outer tube
- IP Code IP65 for all models
- Working temperature -25 °C - 65 °C
- UL E362815
- CE - EMV 2014/30/EU (EN 61000-6-3:2007+A1:2011)

Dimensions

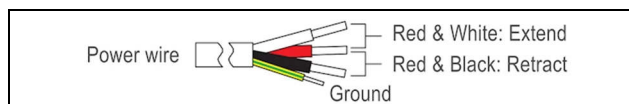
Dimensions (length) in mm							
Stroke ± 5 mm	102	153	203	254	305	457	610
(A) retracted	359	410	460	511	613	765	918
(A+S) extracted	461	563	663	765	918	1,222	1,528



Weight

Stroke in mm	Type	102	153	203	254	305	457	610
Weight in kg	LT, POT, LT-POT						8.900	10.300

Pin assignment



Front and rear connector

Rear connector all Types	Font connector (piston rod) LT, POT, LT-POT

Fastening to the gearbox cover

Note: As an example in 0° orientation

By default, the bore hole of the gear cover has an angle of 90°. Optionally, another angle (see picture) can be selected. The angle between the selectable steps is 30°.

Options C1 to C5 must be attached to the type code: DSZY5.....C3

Mounting material

Clamp DSZY2/3/5/6/8-H01	Mounting bracket DSZY2/3/5/6/8-H02

Installation instructions

It must be ensured that the load is not greater than shown in the diagram. To protect against overload, the voltage must be switched off when the maximum rated current is reached. This can be read in the load-current diagram depending on the selected reduction ratio. Please note the correct supply voltage, which is indicated on the electric linear actuator.

The piston rod is secured against twisting.


The load must always be centered in the direction of movement. Transverse forces must be avoided. They shorten the service life and can impede the function or lead to irreparable damage in extreme cases.

The actuator has a mechanical overload clutch. The activation of this clutch is expressed in a loud rattling sound.

CAUTION: The overload clutch is not designed for permanent use. Rather, it is intended for emergencies if, for example, the power monitoring fails. For the standard version of the actuator the use of external limit switches is therefore strongly recommended.

CAUTION: Please note the correct wiring for retraction or extension. The connection diagram can be found at the top of the specification sheet.

The integrated limit switches can be set by the customer. You can find instructions about this on our homepage. The maximum stroke is always set in the delivery state

 MSW Motion Control GmbH	Drive System Europe by MSW® A trade mark of MSW Motion Control GmbH	
	MSW Motion Control GmbH Vertriebsgesellschaft Schloßstr. 32/34, 33824 Werther (Westf.) Germany	anfrage@msw-motion.de www.msw-motion.de Tel.: +49 (0)5203 919200