
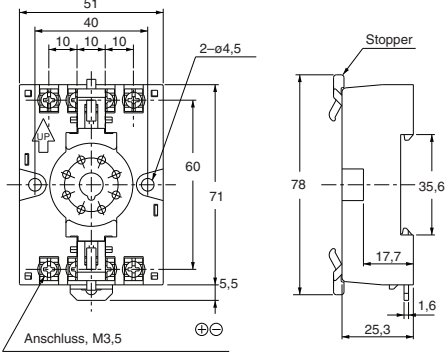
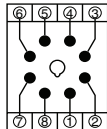
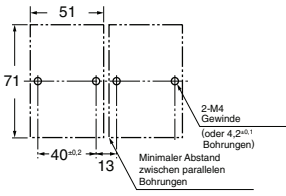

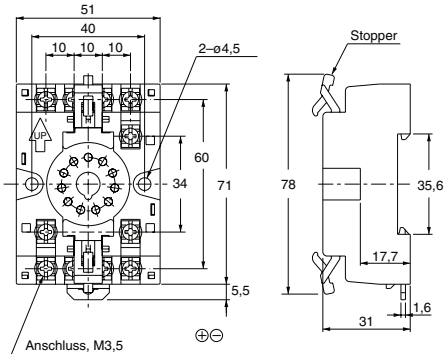
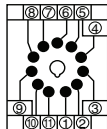
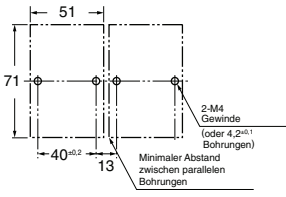
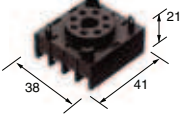
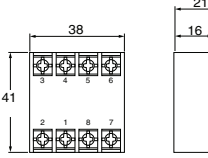
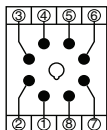

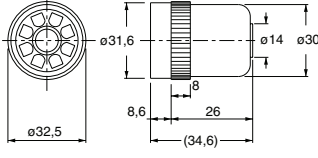
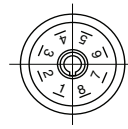

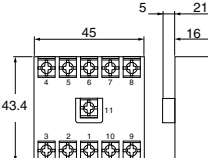
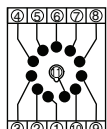

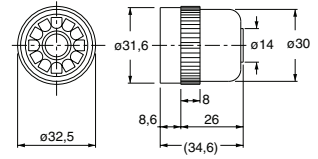
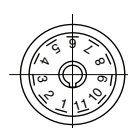


Zubehör für Zeitrelais

Sockel zur DIN-Schienen-Montage (Einheit: mm, Toleranz: ±1)

Typ	Abbildung	Maße	Anschlüsse (Sicht von oben)	Bohrmaße
8-polig	<ul style="list-style-type: none"> DIN Sockel (8-pol.)  <p>ATC180031J</p>		 <p>Hinweis: Die Anschlussnr. auf dem Zähler und auf dem Sockel sind identisch.</p>	
11-polig	<ul style="list-style-type: none"> DIN Sockel (11-pol.)  <p>ATC180041J</p>		 <p>Hinweis: Die Anschlussnr. auf dem Zähler und auf dem Sockel sind identisch.</p>	

Typ	Abbildung	Maße	Anschlüsse (Sicht von oben)	Bohrmaße
8-polig	<ul style="list-style-type: none"> Anschlusssockel  <p>AT78041J</p>			—
	<ul style="list-style-type: none"> Anschlusskappe  <p>AD8RCJ</p>			—
11-polig	<ul style="list-style-type: none"> Anschlusssockel  <p>AT78051J</p>			—
	<ul style="list-style-type: none"> Anschlusskappe  <p>AD8DP11</p>			—