

- Compact U-bracket power supplies with optional cover
- Universal input range 90 to 264 VAC
- 4000 VAC I/O-isolation
- High efficiency up to 93 %
- Operating temperature range: -25°C to +70°C max.
- Features active power factor correction
- Current limitation, short circuit and over voltage protection



UL 62368-1 IEC 62368-1

The TXH series is a family of power supplies in metal enclosure, designed for a wide range of cost critical applications. The very high efficiency of up to 93% admits of a compact design with free air convection cooling for the 120 and 240 Watt models. The units are equipped with screw terminal blocks and are easy to install in any equipment. These power supplies have universal input and comply with European EMC standards and the Low Voltage Directive (LVD).

Models				
Order Code	Output Power max.	Output Voltage nom. (adjustable)	Output Current max.	Efficiency typ.
TXH 120-112	120 W	12 VDC (11.4 - 13.2 VDC)	10'000 mA	90 %
TXH 120-124		24 VDC (22.8 - 26.4 VDC)	5'000 mA	93 %
TXH 120-148		48 VDC (45.6 - 52.0 VDC)	2'500 mA	93 %

Options	
TXH 120-COV	- Optional Cover: www.tracopower.com/products/txh120-cov.pdf

Input Specifications

Input Voltage	- AC Range	Operational Range: 90 - 264 VAC (Full Range) Rated Range: 100 - 240 VAC (Full Range)
	- DC Range	Operational Range: 120 - 370 VDC (Designed for, no certification) Polarity: irrelevant
Input Frequency		Operational Range: 47 - 440 Hz Certified: 50/60 Hz
Input Current	- Full Load & Vin = 230 VAC - Full Load & Vin = 115 VAC	1'000 mA max. 2'000 mA max.
Power Consumption	- No load & Vin = 230 VAC - No load & Vin = 115 VAC	2'000 mW max. 2'000 mW max.
Input Inrush Current	- At 230 VAC - At 115 VAC	60 A max. 30 A max.
Power Factor	- At 230 VAC - At 115 VAC	0.95 min. (Active Power Factor Correction) 0.99 min. (Active Power Factor Correction)
Recommended Input Fuse		(The need of an external fuse has to be assessed in the final application.)

Output Specifications

Output Voltage Adjustment		12 VDC model: 11.4 - 13.2 VDC 24 VDC model: 22.8 - 26.4 VDC 48 VDC model: 45.6 - 52.0 VDC (By trim potentiometer) Output power must not exceed rated power!
Voltage Set Accuracy		±2% max.
Regulation	- Input Variation (Vmin - Vmax) - Load Variation (0 - 100%)	1% max. 1% max.
Ripple and Noise (20 MHz Bandwidth)		12 VDC model: 50 mVp-p max. (w/ 0.1 µF 47 µF) 24 VDC model: 100 mVp-p max. (w/ 0.1 µF 47 µF) 48 VDC model: 200 mVp-p max. (w/ 0.1 µF 47 µF)
Capacitive Load		12 VDC model: 40'000 µF max. 24 VDC model: 20'000 µF max. 48 VDC model: 1'200 µF max.
Minimum Load		1 % of Iout max.
Temperature Coefficient		±0.03 %/K max.
Hold-up Time	- At 230 VAC - At 115 VAC	20 ms min. 15 ms min.
Start-up Time	- At 230 VAC - At 115 VAC	650 ms max. 350 ms max.
Short Circuit Protection		Automatic recovery
Output Current Limitation		120 - 240% of Iout max.
Overvoltage Protection		105 - 145% of Vout nom.
Transient Response	- Response Deviation - Response Time	2% max. (75% to 100% Load Step) 500 µs typ. (75% to 100% Load Step)

Safety Specifications

Safety Standards	- IT / Multimedia Equipment	EN 60950-1 EN 62368-1 IEC 60950-1 IEC 62368-1 UL 60950-1 UL 62368-1
	- Certification Documents	www.tracopower.com/overview/txh120
Protection Class		Class I (Prepared): Connection to PE

All specifications valid at nominal voltage, resistive full load and +25°C after warm-up time, unless otherwise stated.

Pollution Degree	PD 2
Over Voltage Category	OVC II

EMC Specifications

EMI Emissions	<ul style="list-style-type: none"> - Conducted Emissions - Radiated Emissions - Harmonic Current Emissions - Voltage Fluctuations & Flicker 	EN 61000-6-3 (Generic Residential) EN 55032 class B (internal filter) EN 55032 class B (internal filter) EN 61000-3-2, class D EN 61000-3-3
EMS Immunity	<ul style="list-style-type: none"> - Electrostatic Discharge - RF Electromagnetic Field - EFT (Burst) / Surge - Conducted RF Disturbances - PF Magnetic Field - Voltage Dips & Interruptions 	EN 55024 (IT Equipment) EN 55035 (Multimedia) Air: EN 61000-4-2, ± 8 kV, perf. criteria A Contact: EN 61000-4-2, ± 4 kV, perf. criteria A EN 61000-4-3, 3 V/m, perf. criteria A EN 61000-4-4, ± 1 kV, perf. criteria A L to L: EN 61000-4-5, ± 1 kV, perf. criteria A L to PE: EN 61000-4-5, ± 2 kV, perf. criteria A EN 61000-4-6, 3 Vrms, perf. criteria A Continuous: EN 61000-4-8, 1 A/m, perf. criteria A 230 VAC / 50 Hz: EN 61000-4-11 30%, 25 periods, perf. criteria C >95%, 0.5 periods, perf. criteria B >95%, 25 periods, perf. criteria C

General Specifications

Relative Humidity		95% max. (non condensing)
Temperature Ranges	<ul style="list-style-type: none"> - Operating Temperature - Storage Temperature 	-25°C to +70°C -25°C to +85°C
Power Derating	<ul style="list-style-type: none"> - High Temperature - Low Input Voltage 	3 %/K above 50°C Depending on model See application note: www.tracopower.com/overview/txh120
Cooling System		Natural convection (20 LFM)
Altitude During Operation		4'000 m max.
Switching Frequency		90 - 200 kHz (PWM) 100 kHz typ. (PWM)
Insulation System		Reinforced Insulation
Working Voltage (rated)		279 VAC
Isolation Test Voltage	<ul style="list-style-type: none"> - Input to Output, 60 s - Input to Case or PE, 60 s - Output to Case or PE, 60 s 	4'000 VAC 2'000 VAC 500 VAC
Creepage	- Input to Output	4.8 mm min.
Clearance	- Input to Output	4 mm min.
Leakage Current	<ul style="list-style-type: none"> - Earth Leakage Current - Touch Current 	600 μ A max. 500 μ A max.
Reliability	- Calculated MTBF	120'000 h (MIL-HDBK-217F, ground benign)
Environment	- Vibration	2 g, 3 axis, 60 min, 10-500 Hz, 10 min/cycle
Housing Type		U-Bracket
Mounting Type		Chassis Mount
Connection Type		Screw Terminal
Weight		382 g

All specifications valid at nominal voltage, resistive full load and +25°C after warm-up time, unless otherwise stated.

Environmental Compliance - REACH Declaration

www.tracopower.com/info/reach-declaration.pdf

- RoHS Declaration

REACH SVHC list compliant

REACH Annex XVII compliant

www.tracopower.com/info/rohs-declaration.pdf

Exemptions: 7a, 7c-I

(RoHS exemptions refer to the component concentration only, not to the overall concentration in the product (O5A rule))

- SCIP Reference Number

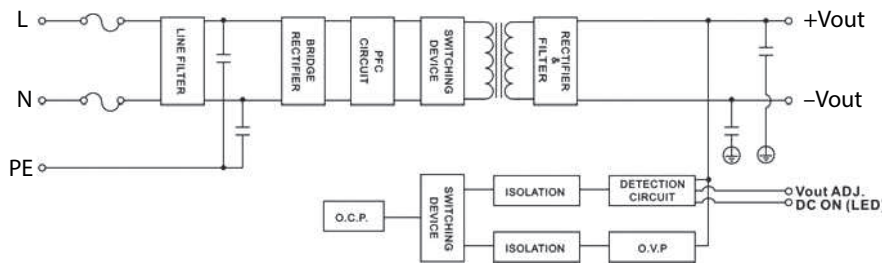
095d9916-c19e-429c-89a6-e019cb2ba4f0

Supporting Documents

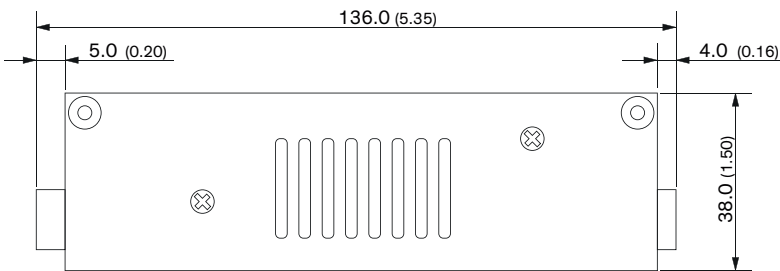
Overview Link (for additional Documents)

www.tracopower.com/overview/txh120

Blockdiagram



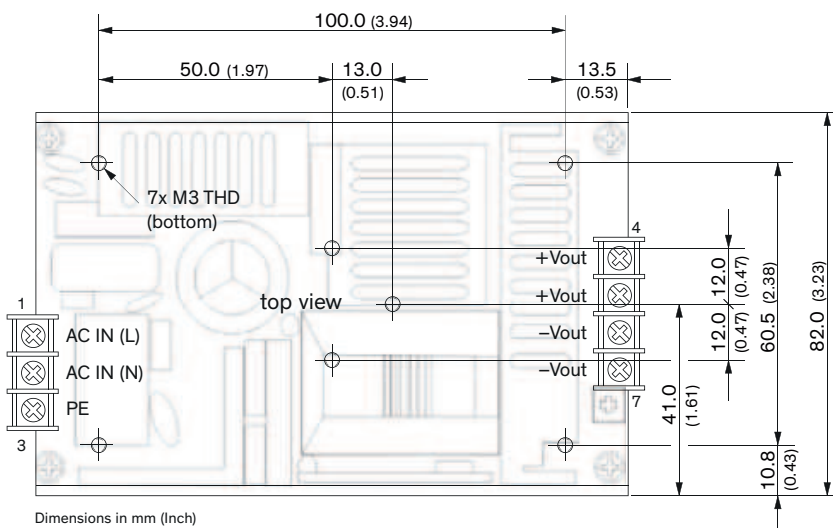
Outline Dimensions



Pin Connections

Pin	Function
1	AC IN (L)
2	AC IN (N)
3	PE
4, 5	+Vout
6, 7	-Vout

Mounting screw locked torque:
0.29 Nm (3 kgfcm)



Dimensions in mm (Inch)
Tolerances: ± 0.8 mm (± 0.03)
Mounting hole pitch tolerances: ± 0.5 mm (± 0.02)
Mounting screw locked torque: max. 5 Nm (0.49 kgfcm)
Max mounting screw penetration: 2.5 mm (0.10)