

- Monitor pressures in compressed air systems for optimum efficiency
- Dual calibrated dials, available for direct or panel mounting
- Choice of pressure ranges
- Conform to BS 1780 : Part 2, Industrial Class 2
- Range includes Miniature type, 40 mm, pressure gauge suitable for use with Norgren Olympian Series 10 and miniature units

Pressure Gauges
R $\frac{1}{8}$, G $\frac{1}{8}$ A, $\frac{1}{4}$ x 18 N.P.T.



Technical Data

Medium:

Compressed air, oil and gases or liquids which do not corrode copper alloys

Operating Temperature:

-20°C* to +60°C

*Consult our Technical Service for use below +2°C

Operating Pressure:

- 0 - 1,6 bar
- 0 - 4 bar
- 0 - 6 bar
- 0 - 10 bar
- 0 - 25 bar

Port Connections

R $\frac{1}{8}$, G $\frac{1}{8}$ A, $\frac{1}{4}$ x 18 N.P.T.

Alternative Models

Stainless steel case with brass movements


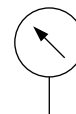
Materials

Steel, plastic or stainless steel body. Glass or plastic face.
Copper/brass or stainless steel movements.
Full details available on request.

Ordering Information

To order a standard Pressure Gauge, quote model number from table overleaf.

For non-standard models please consult our Technical Service.





Standard Pressure Gauges

Connection/Type	Pressure Range (bar)	Port Connection	Nominal Diameter†	Model	Weight kg
Centre back	0 - 1,6	R ¹ / ₈	50	18-013-010	0,83
	0 - 4	R ¹ / ₈	50	18-013-011	0,83
	0 - 6	R ¹ / ₈	50	18-013-012	0,83
	0 - 10	R ¹ / ₈	50	18-013-013	0,83
	0 - 25	R ¹ / ₈	50	18-013-014	0,83
Centre back (miniature)	0 - 25	¼ x 18 N.P.T.	40	18-013-905*	0,93
	0 - 25	R ¹ / ₈	40	18-013-908	0,67
	0 - 10	¼ x 18 N.P.T.	40	18-013-909*	0,80
	0 - 6	¼ x 18 N.P.T.	40	18-013-913*	0,21
	0 - 10	R ¹ / ₈	40	18-013-989	0,05
	0 - 4	R ¹ / ₈	40	18-013-990	0,05
	0 - 1,6	R ¹ / ₈	40	18-013-991	0,04
Centre back (panel mounted)	0 - 25	G ¹ / ₈ A	62	18-013-992	0,14
	0 - 10	G ¹ / ₈ A	62	18-013-993	0,13
	0 - 6	G ¹ / ₈ A	62	18-013-994	0,14
	0 - 4	G ¹ / ₈ A	62	18-013-995	0,13
	0 - 1,6	G ¹ / ₈ A	62	18-013-996	0,14
Bottom	0 - 1,6	R ¹ / ₈	50	18-013-024	0,67
	0 - 4	R ¹ / ₈	50	18-013-025	0,63
	0 - 6	R ¹ / ₈	50	18-013-026	0,86
	0 - 10	R ¹ / ₈	50	18-013-027	0,87
	0 - 25	R ¹ / ₈	50	18-013-028	0,90

†Actual case diameter may exceed nominal diameter by 5 mm.

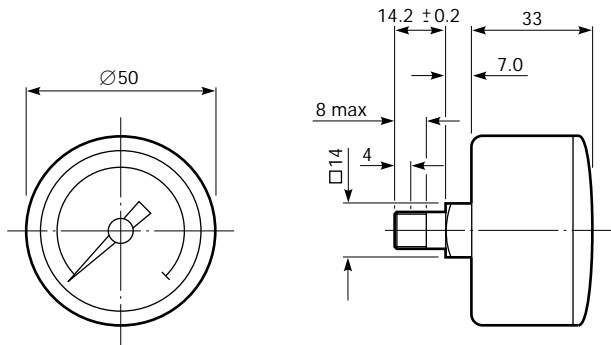
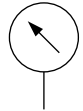
*Stainless steel cases with stainless steel movements for 22 Series range. All stainless steel gauges are not strictly to NACE standard MR-01-75.

Non-standard Models

For Pressure Gauges with stainless steel cases and brass movements or other options, please consult our Technical Service.

Centre Back Mounted Pressure Gauges

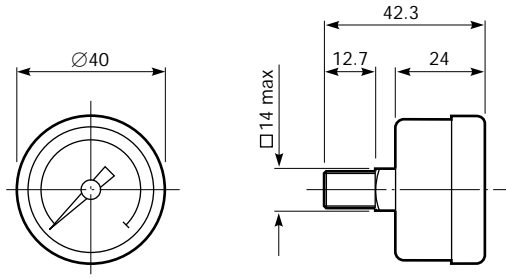
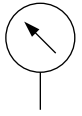
- 18-013-010** R¹/₈
- 18-013-011** R¹/₈
- 18-013-012** R¹/₈
- 18-013-013** R¹/₈
- 18-013-014** R¹/₈





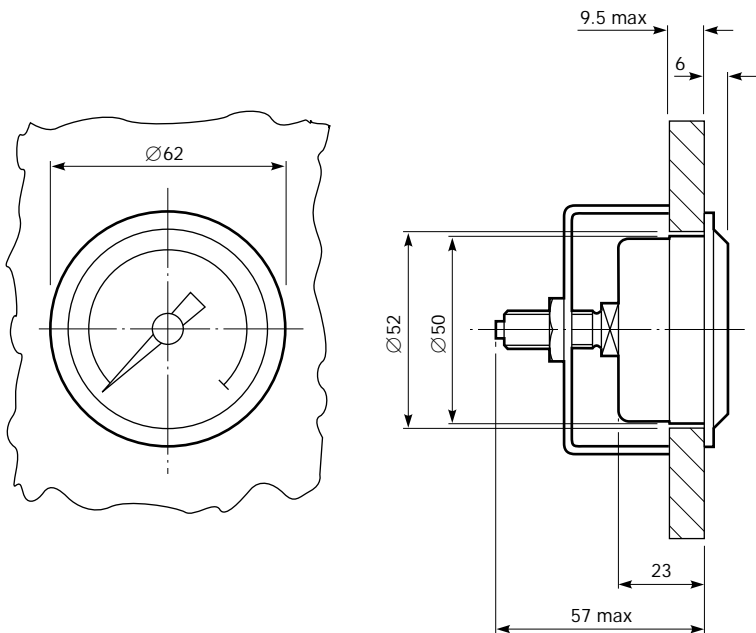
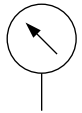
Miniature Centre Back Mounted Pressure Gauges

- 18-013-905 1/4 x 18 N.P.T.
- 18-013-908 R1/8
- 18-013-909 1/4 x 18 N.P.T.
- 18-013-913 1/4 x 18 N.P.T.
- 18-013-989 R1/8
- 18-013-990 R1/8
- 18-013-991 R1/8



Centre Back Panel Mounted Pressure Gauges

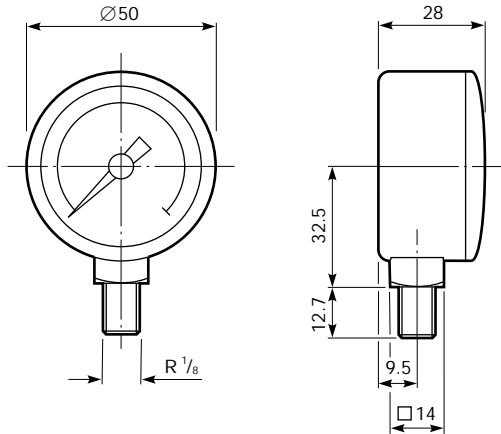
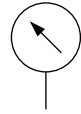
- 18-013-992 G1/8 A
- 18-013-993 G1/8 A
- 18-013-994 G1/8 A
- 18-013-995 G1/8 A
- 18-013-996 G1/8 A





Bottom Mounted Pressure Gauges

18-013-024	R ¹ / ₈
18-013-025	R ¹ / ₈
18-013-026	R ¹ / ₈
18-013-027	R ¹ / ₈
18-013-028	R ¹ / ₈



Warning

These products are intended for use in industrial compressed air systems only. Do not use these products where *pressures* and *temperatures* can exceed those listed under **“Technical Data”**.

Before using these products with fluids other than those specified, for non-industrial applications, life-support systems, or other applications not within published specifications, consult NORGREN MARTONAIR.

Through misuse, age, or malfunction, components used in fluid power systems can fail in various modes. The system designer is warned to consider the failure modes of all component parts used in fluid power systems and to provide adequate safeguards to prevent personal injury or damage to equipment in the event of such failure.

System designers must provide a warning to end users in the system instructional manual if protection against a failure mode cannot be adequately provided.

System designers and end users are cautioned to review specific warnings found in instruction sheets packed and shipped with these products.