

Steckzungen

Masse im Steckbereich
DIN 46342, Teil 1

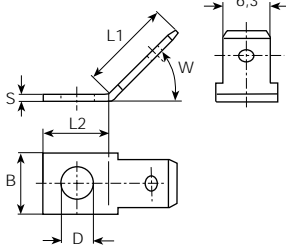
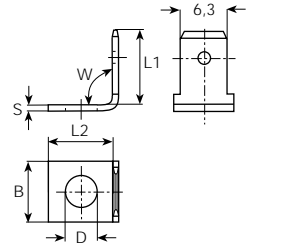
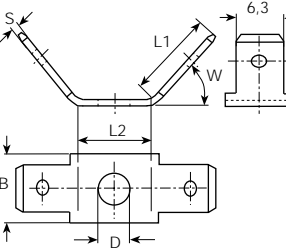
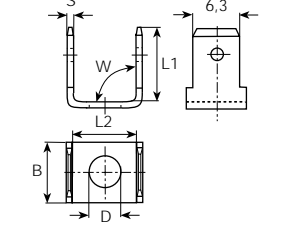
Languettes

Dimensions zone d'emboîtement selon
DIN 46342, partie 1

Tabs

Dimensions in the tab sector
DIN 46342, part 1

6,3 mm

30° + 45° + 90°	øD mm	B mm	L1 mm	L2 mm	W mm	S mm	Werkstoff Matière Material	Stand- Packg.	Artikel-Nr. Numéro d'article Part-No.	
	-	8	10.5	8.5	45°	0.8	RF bl	1000	3841.80	*1
	-	8	10.5	8.5	45°	0.8	ST	1000	3841.9()	*1
	2.2	8	10.5	8.5	45°	0.8	MS	1000	3843.6()	
	3.2	8	10.5	8.5	45°	0.8	MS	1000	3847.6()	
	3.2	8	10.5	8.5	45°	0.8	MS	1000	3847E.6()	*2
	3.7	8	10.5	8.5	45°	0.8	MS	1000	3851.6()	
	3.7	8	10.5	8.5	45°	0.8	ST	1000	3851.9()	
	4.3	8	10.5	8.5	30°	0.8	MS	1000	3855.6()	
	4.3	8	10.5	8.5	45°	0.8	MS	1000	3856.6()	
	4.3	8	10.5	8.5	45°	0.8	ST	1000	3856.9()	
	4.3	8	10.5	8.5	45°	0.8	ST	1000	3856E.9()	*2
	5.3	8	10.5	8.5	30°	0.8	MS	1000	3860.6()	
	5.3	8	10.5	8.5	45°	0.8	MS	1000	3861.6()	
6.3	8	10.5	8.5	45°	0.8	MS	1000	3864B.6()		
	-	8	10.5	8.5	90°	0.8	RF bl	1000	3842.80	*1
	2.7	8	10.5	8.5	90°	0.8	MS	1000	3845.6()	
	2.8	8	10.5	8.5	90°	0.8	MS	1000	3845A9008.6()	
	3.2	8	9.2	8.2	90°	0.8	MS	1000	38481.6()	
	3.2	8	10.5	8.5	90°	0.8	MS	1000	3848.6()	
	3.2	7.8	13.7	8.5	90°	0.8	MS	1000	3846A.6()	
	3.7	8	10.5	8.5	90°	0.8	MS	1000	3853.6()	
	3.7	8	10.5	8.5	90°	0.8	ST	1000	3853.9()	
	3.7	8	10.5	8	90°	0.8	BZ	1000	38531.2()	
	4.2	8	10.5	8	90°	0.8	BZ	1000	38581.2()	
	4.3	8	10.5	8.5	90°	0.8	MS	1000	3858.6()	
	5.3	8	10.5	8.5	90°	0.8	MS	1000	3863.6()	
	5.3	8	10.5	8.5	90°	0.8	RF bl	1000	3863.80	
6.3	8	10.5	8.5	90°	0.8	MS	1000	3864C.6()		
	-	8	10	10.5	45°	0.8	RF bl	500	3870A.80	*1
	3.2	8	10	10.5	45°	0.8	MS	500	3871A.6()	
	3.7	8	10	10.5	45°	0.8	MS	500	3873A.6()	
	4.2	8	8	11	45°	0.8	MS	500	38750A.6()	
	4.2	10	10	12	45°	0.8	MS	500	3875A.6()	
	4.2	10	10	12	45°	0.8	ST	500	3875A.9()	
	5.2	10	10	12	45°	0.8	MS	500	3878A.6()	
	6.2	10	10	12	45°	0.8	MS	500	3879A.6()	
	-	8	9.7	10.5	90°	0.8	RF bl	500	3870C.80	*1
	-	8	9.7	10.5	90°	0.8	ST	500	3870C.9()	*1
	2.7	8.8	10	7	90°	0.8	CU	500	38732.4()	
	2.7	8.8	10	7	90°	0.8	MS	500	38712C.6()	
	3.1	8.8	10	7	90°	0.8	BZ	500	38711C.2()	
	3.2	8	10	10.5	90°	0.8	MS	500	3871C.6()	
	3.7	8	10	10.5	90°	0.8	MS	500	3873C.6()	
	3.7	8	10	10.5	90°	0.8	ST	500	3873C.9()	
	3.7	8.8	10	7	90°	0.8	BZ	500	38731.2()	
	3.7	8.8	10	7	90°	0.8	MS	500	38733.6()	
	4.2	8	10.7	11	90°	0.8	MS	500	3876C.6()	
	4.2	8.8	10	7	90°	0.8	MS	500	3877C.6()	
	4.5	9.2	14.2	7.5	90°	0.8	MS	500	38760C.6()	
6.3	10	10	12	90°	0.8	MS	500	3879C.6()		

Andere Winkel machbar auf Anfrage
D'autres angles faisables sur demande
Further angles possible on request

*1 Ohne Bohrung / Sans trou / Without hole

*2 Mit Erdungszeichen / Avec symbole de prise de terre / With earth sign