

## Steckzungen für gedruckte Schaltungen

Masse im Steckbereich  
DIN 46342, Teil 1

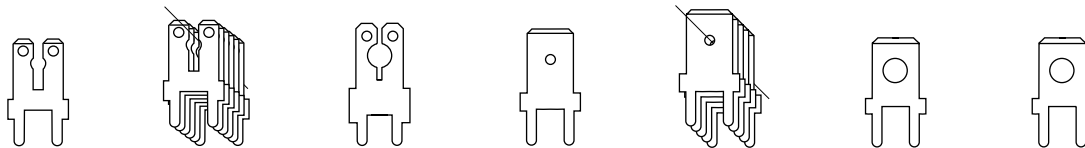
## Languettes plates pour circuits imprimés

Dimensions zone d'emboîtement selon  
DIN 46342, partie 1

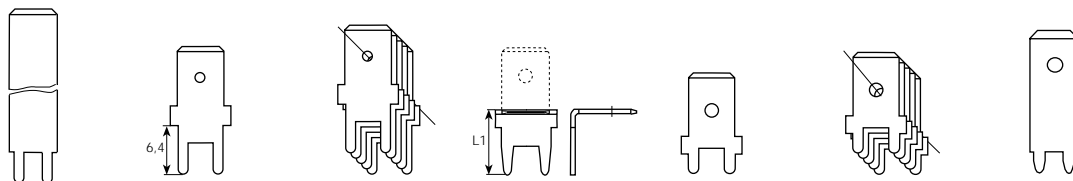
## Mounting tabs for printed circuitry

Dimensions in the tab sector  
DIN 46342, part 1

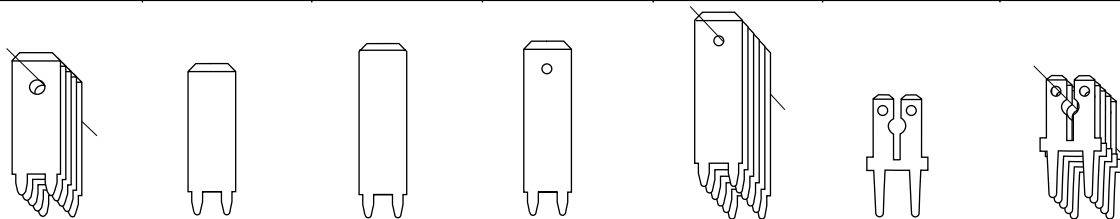
6,3 mm



Artikel-Nr. Numéro d'article Part-No.	3866C.2( ) BZ 3866C.6( ) MS	03866C.2( ) BZ 03866C.6( ) MS	3866Q.6( ) MS	3866A.2( ) BZ 3866A.6( ) MS	03866A.2( ) BZ 03866A.6( ) MS	3866V.6( ) MS	3866X.6( ) MS
Print Bohrung Trou Hole	Ø 1.3 T 3.5 L 8.5 L1 14.5 B1 8 A 5 D 1.8 B 1.3 S 0.8	Ø 1.3 T 3.5 L 8.5 L1 14.5 B1 8 A 5 D 1.8 B 1.3 S 0.8	Ø 1.3 T 3.5 L 8.2 L1 16.1 B1 8 A 5 D 3.2 B 1.3 S 0.8	Ø 1.3 T 3.6 L 8 L1 14.2 B1 8 A 5 D 1.65 B 1.3 S 0.8	Ø 1.3 T 3.6 L 8 L1 14.2 B1 8 A 5 D 1.65 B 1.3 S 0.8	Ø 1.3 T 3.6 L 8 L1 14.2 B1 8 A 5 D 3.2 B 1.3 S 0.8	Ø 1.3 T 3.6 L 8 L1 14.2 B1 8 A 5 D 3.5 B 1.3 S 0.8
Stand.-Packg.	1000	2000	1000	1000	2000	1000	1000
Werkzeuge Outils / Tools	1037/23	1046C	1037/23	1037/23	1046	1037/23	1037/23



Artikel-Nr. Numéro d'article Part-No.	3866Y.6( ) MS	3866B.2( ) BZ 3866B.6( ) MS	03866B.2( ) BZ 03866B.6( ) MS	3866B90.6( ) MS	3866L.6( ) MS	03866L.6( ) MS	3866F.6( ) MS 3866F.9( ) ST
Print Bohrung Trou Hole	Ø 1.3 T 4 L - L1 48 B1 6.3 A 4 D - B 1.3 S 0.8	Ø 1.3 T 4.1 L 8 L1 16.8 B1 8 A 5 D 1.65 B 1.3 S 0.8	Ø 1.3 T 4.1 L 8 L1 16.8 B1 8 A 5 D 1.65 B 1.3 S 0.8	Ø 1.3 T 4.1 L 8 L1 8 B1 8 A 5 D 1.65 B 1.3 S 0.8	Ø 1.4 T 2.6 L 8.1 L1 13.2 B1 8 A 5 D 1.65 B 1.35 S 0.8	Ø 1.4 T 2.6 L 8.1 L1 13.2 B1 8 A 5 D 1.65 B 1.35 S 0.8	Ø 1.5 T 2.7 L - L1 18.7 B1 6.3 A 4 D 1.65 B 1.45 S 0.8
Stand.-Packg.	1000	1000	2000	1000	1000	2000	1000
Werkzeuge Outils / Tools	1037/38	1037/23	1046	-	1037/23	1046	1037/23



Artikel-Nr. Numéro d'article Part-No.	03866F.6( ) MS 03866F.9( ) ST	3865M.6( ) MS	3867M.6( ) MS	3866M.6( ) MS	03866M.6( ) MS	3866S.2( ) BZ	03866S.2( ) BZ
Print Bohrung Trou Hole	Ø 1.5 T 2.7 L - L1 18.7 B1 6.3 A 4 D 1.65 B 1.45 S 0.8	Ø 1.5 T 3 L - L1 20 B1 6.3 A 4 D - B 1.5 S 0.8	Ø 1.5 T 3 L - L1 23 B1 6.3 A 4 D - B 1.5 S 0.8	Ø 1.5 T 3 L - L1 23 B1 6.3 A 4 D 1.65 B 1.5 S 0.8	Ø 1.5 T 3 L - L1 23 B1 6.3 A 4 D 1.65 B 1.5 S 0.8	Ø 1.5 T 6 L 8.2 L1 16 B1 8 A 5 D 1.8 B 1.45 S 0.8	Ø 1.5 T 6 L 8.2 L1 16 B1 8 A 5 D 1.8 B 1.45 S 0.8
Stand.-Packg.	2000	1000	1000	1000	2000	1000	2000
Werkzeuge Outils / Tools	1046F	1037/38	1037/38	1037/38	1046M	1037/23	1046S