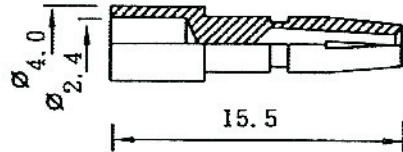


Artikel-Nr.: 743098

Bez.: N-Crimpkupplung RG 213

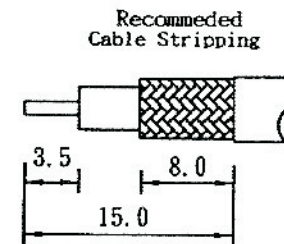
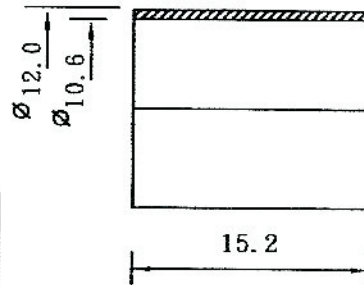
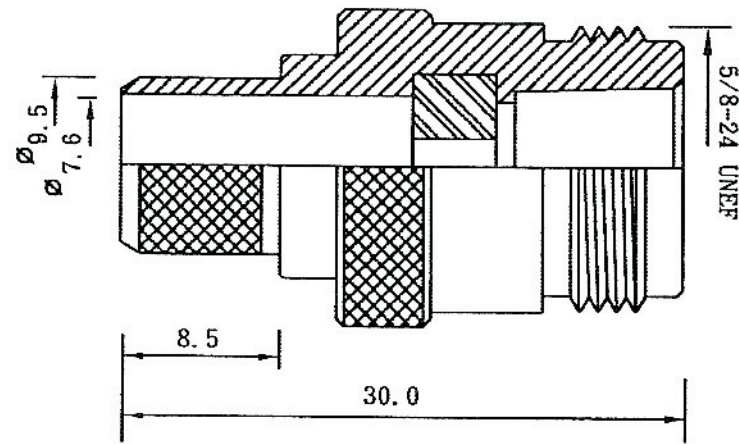


Impedance	50Ω
Frequency range	0-6 GHz
Voltage rating	1500 volts peak
Dielectric withstanding voltage	2500 volts rms
VSWR	M39012 straight connectors: 1.3 max. 0-11GHz M39012 right angle: 1.35 max. 0-11GHz
othr (MIL-C-39012 cable connectors)	Contact resistance: center contact 1.0 milliohm outer contact 0.2 milliohm Insertion loss: 0.15db max at 10.0GHz Insulation resistance: 5000 megohms(min)

NOTE: FINISH (PLATING THICKNESS IN MICRO-INCHES)

1. BRASS PER JIS-C3604
2. TEFLON MIL-P-19468
3. CONNECTOR INTERFACE PER MIL-STD-348A
4. PART TO BE CLEAN AND FREE BURRS
5. NICKEL PL 70 μ" THICK OVER COPPER STRIKE
6. GOLD PL. 1-3μ" OVER NICKEL PL 70 μ" THICK OVER COPPER STRIKE

4	Ferrule	Brass	Nickel
3	Insulator	Teflon	White
2	Contact	Brass	Gold
1	Body	Brass	Nickel
NO	Description	Material	Finish



- Recommended Cable Stripping
- 1: CRIMPED CONTACT
HEX CRIMP SIZE: .128"
 - 2: CRIMPED FERRULE
HEX CRIMP SIZE: .429"

www.bkl-electronic.de

Technische Änderungen vorbehalten. Ausführungen können variieren. Sollten Sie ein Muster benötigen kontaktieren Sie uns bitte.

BKL-ELECTRONIC Kreimendahl GmbH • Märkenstück 14 • 58509 Lüdenscheid
Tel: +49 (0)2351-3621-0 • Fax: +49 (0)2351-3621-29 • info@bkl-electronic.de

