









MONTAGEANLEITUNG

-  MONTAGEANLEITUNG
-  ASSEMBLY INSTRUCTION
-  DE INSTRUCTIE VAN DE ASSEMBLAGE
-  ISTRUZIONE DELL'ASSEMBLEA
-  INSTRUCCIÓN DE ASAMBLEA
-  INSTRUCTION DE MONTAGE
-  NÁVOD K MONTÁŽI
-  MONTERINGSANVISNING

-  MONTAJ TALIMATI
-  ASENNUSOHJE
-  BRUGSANVISNING
-  BRUKSANVISNING
-  UPUTE ZA MONTAŽU
-  NAVODILA ZA MONTAŽO
-  SZERELÉSI ÚTMUTATÓ
-  INSTRUCTIUNI DE MONTAJ



Modell-Nr.

70690

ART.-NR. FRONT KORPUS

70691 Grün Silber

70692 Rot (ähnl. RAL 3002) Silber

70694 Blau Silber

70697 Ultramarinblau (RAL 5002) Silber

70696 Silber Schwarz

Friedrich Küpper GmbH
Friedrich-Küpper-Weg
54570 Berlingen
Deutschland

Telefon +49 (0) 65 91 - 95 42 0
Telefax +49 (0) 65 91 - 95 42 17
E-Mail info@friedrich-kuepper-gmbh.de
Internet www.friedrich-kuepper-gmbh.de

EINZELTEILE / PIECES

B

1x

910 mm x 450 mm



I

1x

1075 mm x 70 mm



C

1x

830 mm x 405 mm



K

1x

910 mm x 100 mm



E

1x

1075 mm x 430 mm



L

1x

970 mm x 450 mm



F

1x

1075 mm x 430 mm



M

1x


970 mm x 458 mm



G

2x

1075 mm x 385 mm



N

1x

900 mm x 380 mm



F1

1x

870 mm x 380 mm



E1

1x

870 mm x 380 mm























O

10x










830 mm x 395 mm



BEUTELINHALT / BAG CONTENT

 4x M6x16 mm	 16x M6x12 mm	 4x M6x16 mm	 24x ø6,4 mm	 24x M6	 10x 6,9x13 mm
 4x M4x10 mm	 4x ø4,3 mm	 4x M4	 4x 5x15	 4x 5x5	 4x
 4x	 4x	 4x	 2x	 1x	 1x
 1x	 1x	 1x	 1x		

BENÖTIGTES WERKZEUG / NEEDED TOOLS

 ① PH 1x100 PH 2x100 Schlitz 6,5x150	 ② SW 7 SW 10	 ③ 6 mm
 ④	 ⑤	 ⑥ 5 mm
 ⑦	 ⑧	 ⑨


1.

Paket 1+2/Package 1+2




2.

① 
Schlitz 6,5 x 150



3.



4.

4x M6

4x M6 x 12

4x 6,4 MM


2x SW 10



5.



6.



7.





8.

4x M6

4x 6,4 MM

4x M6x12

2 SW10



9.

10.

4x M6

4x M6 x 16

4x 6,4 mm

2x

6




11.

4x

12.

2x


1 PH2x100



13.  2x



14.  4x M6  4x M6x16  4x 6,4 mm  2x  ① PH 2 x 100  ② SW 10



15.



vorne! / this side front!



16.  8x M6  8x M6x12  8x 6,4 MM

②  SW 10




17.

① 
Schlitz 6,5 x 150




18. 
2x 5x15

⑤ 




19. 
2x 5x5



20.  2x 5x15

⑤ 



21.  2x 5x5



22.  1x



23.

1x M4

1x M4x10


1x 4,3 mm

① PH 1 x 100

② SW 7



24.



25.

1x


1x M4

1x M4x10

1x 4,3 mm

① PH 1 x 100

② SW 7



26.

1x



27. 1x M4 1x M4x10 1x 4,3mm ① PH 1x100 ② SW 7




28.



29. 1x 1x M4 1x M4x10 1x 4,3mm

① PH 1x100 ② SW 7



30. 1x 1x 1x

⑨



31. 1x _____




32. 1x _____



33.  1x  1x  1x

9 



34.



35.



36.



37.



38.

10x 6,9x13


②  SW10



39.



40.




41.



42.




43. SCHUBLADE ENTFERNEN / REMOVE DRAWER



44.



A. 



B. 



C. 



D. 



Modell-Nr.

70690