


Product Environmental Profile

Zelio relays - Power Plug-in Relay





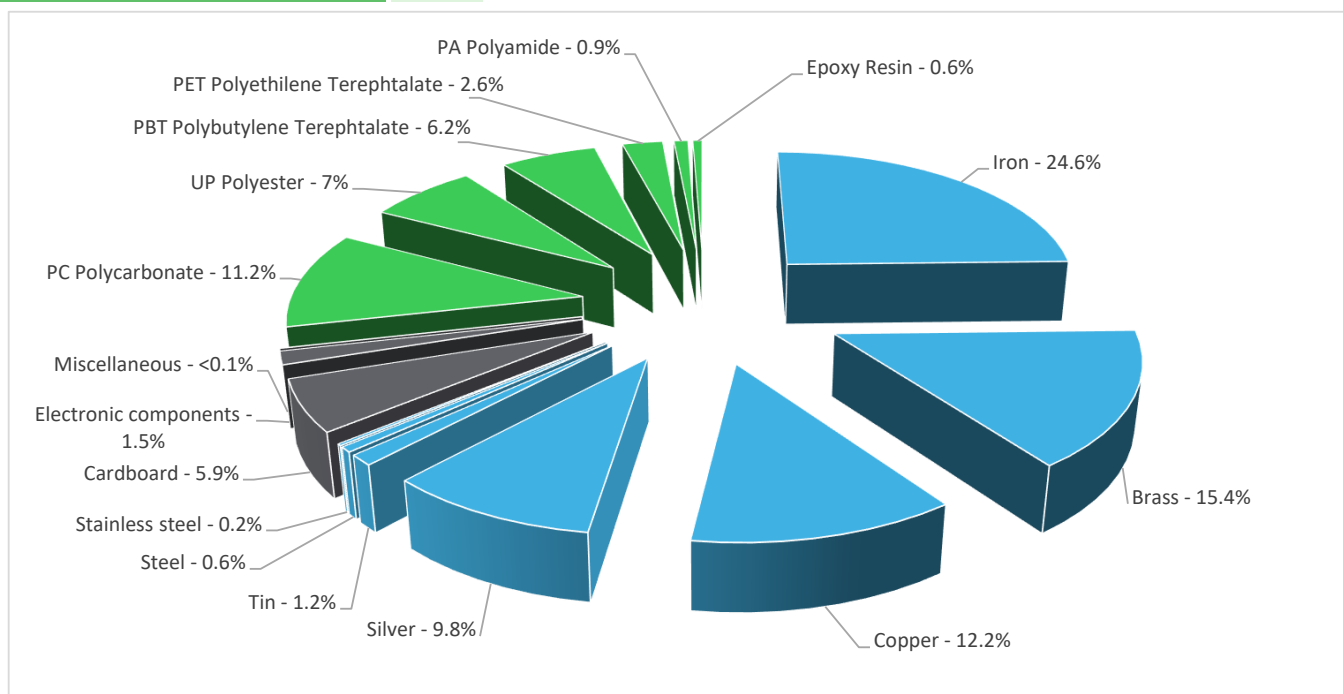
General information




Representative product	Power Plug-in Relay - RPM42P7
Description of the product	The product is an electrically operated switch which enables current to flow through it on one circuit and can switch a current on and off on a second circuit.
Description of the range	<p>The Zelio Relay RPM relays are provided with 15A with 1, 2, 3, and 4 C/O contacts. The Zelio Relay RUM relays are provided with 10A with 2 and 3 C/O contacts. This range consists of RPM and RUM series designed for plug-in mounting with sockets with mixed or separate contact terminals on the DIN rails. Input voltage range from 24 to 230 Vac and from 12 to 220 Vdc.</p> <p>The environmental impacts of this referenced product are representative of the impacts of the other products of the range which are developed with a similar technology.</p>
Functional unit	To control a circuit by a low-power signal with complete electrical isolation between control and controlled circuits, or where several circuits must be controlled by one signal during 20 years with a 30% use rate, in compliance with French standards.



Constituent materials

Reference product mass	76.34 g including the product, its packaging and additional elements and accessories
-------------------------------	--



	Plastics	28.5%
	Metals	64.0%
	Others	7.4%



Substance assessment

Products of this range are designed in conformity with the requirements of the RoHS directive (European Directive 2011/65/EU of 8 June 2011) and do not contain, or only contain in the authorised proportions, lead, mercury, cadmium, hexavalent chromium or flame retardants (polybrominated biphenyls - PBB, polybrominated diphenyl ethers - PBDE) as mentioned in the Directive

As the products of the range are designed in accordance with the RoHS Directive (European Directive 2002/95/EC of 27 January 2003), they can be incorporated without any restriction in an assembly or an installation subject to this Directive.

Details of ROHS and REACH substances information are available on the Schneider-Electric Green Premium website

<http://www2.schneider-electric.com/sites/corporate/en/products-services/green-premium/green-premium.page>



Additional environmental information

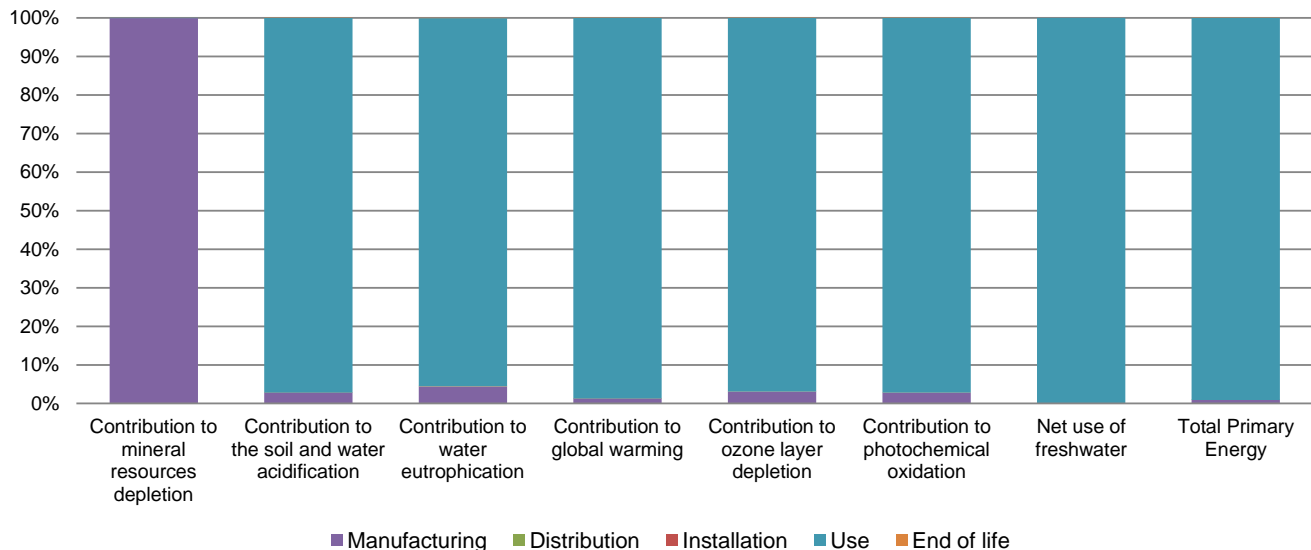
The Power Plug-in Relay presents the following relevant environmental aspects

Manufacturing	Manufactured at a Schneider Electric production site ISO14001 certified
Distribution	Weight and volume of the packaging optimized, based on the European Union's packaging directive Packaging weight is 4.6 g, consisting of cardboard (99.7%), paper (0.3%) Product distribution optimised by setting up local distribution centres
Installation	Ref RPM42P7 does not require any installation operation.
Use	The product does not require special maintenance operations.
End of life	End of life optimized to decrease the amount of waste and allow recovery of the product components and materials No special end-of-life treatment required. According to countries' practices this product can enter the usual end-of-life treatment process. Recyclability potential: 49% Based on "ECO'DEEE recyclability and recoverability calculation method" (version V1, 20 Sep. 2008 presented to the French Agency for Environment and Energy Management: ADEME).

Environmental impacts

Reference life time	20 years			
Product category	Other equipments - Passive product - non-continuous operation			
Installation elements	No special components needed			
Use scenario	load rate / rated current (In): 30 % of In percentage of utilization time: 30%			
Geographical representativeness	China			
Technological representativeness	The product is an electrically operated switch which enables current to flow through it on one circuit and can switch a current on and off on a second circuit.			
Energy model used	Manufacturing	Installation	Use	End of life
	Energy model used: China	Electricity grid mix; AC; consumption mix, at consumer; < 1kV; EU-27	Electricity grid mix; AC; consumption mix, at consumer; < 1kV; EU-27	Electricity grid mix; AC; consumption mix, at consumer; < 1kV; EU-27

Compulsory indicators		Power Plug-in Relay - RPM42P7					
Impact indicators	Unit	Total	Manufacturing	Distribution	Installation	Use	End of Life
Contribution to mineral resources depletion	kg Sb eq	6.30E-03	6.29E-03	0*	0*	4.92E-06	0*
Contribution to the soil and water acidification	kg SO ₂ eq	2.43E-01	6.78E-03	4.50E-05	0*	2.36E-01	0*
Contribution to water eutrophication	kg PO ₄ ³⁻ eq	1.49E-02	6.61E-04	1.04E-05	0*	1.43E-02	5.81E-06
Contribution to global warming	kg CO ₂ eq	5.74E+01	7.30E-01	9.85E-03	0*	5.67E+01	1.02E-02
Contribution to ozone layer depletion	kg CFC11 eq	3.81E-06	1.18E-07	0*	0*	3.69E-06	4.99E-10
Contribution to photochemical oxidation	kg C ₂ H ₄ eq	1.34E-02	3.65E-04	3.21E-06	0*	1.30E-02	2.28E-06
Resources use	Unit	Total	Manufacturing	Distribution	Installation	Use	End of Life
Net use of freshwater	m3	2.05E+02	0*	0*	0*	2.05E+02	0*
Total Primary Energy	MJ	1.14E+03	9.93E+00	1.39E-01	0*	1.13E+03	0*



Optional indicators		Power Plug-in Relay - RPM42P7					
Impact indicators	Unit	Total	Manufacturing	Distribution	Installation	Use	End of Life
Contribution to fossil resources depletion	MJ	6.53E+02	9.79E+00	1.38E-01	0*	6.43E+02	9.71E-02
Contribution to air pollution	m ³	2.69E+03	2.46E+02	4.19E-01	0*	2.44E+03	7.66E-01
Contribution to water pollution	m ³	2.46E+03	1.17E+02	1.62E+00	0*	2.34E+03	8.94E-01
Resources use	Unit	Total	Manufacturing	Distribution	Installation	Use	End of Life
Use of secondary material	kg	3.61E-03	3.61E-03	0*	0*	0*	0*
Total use of renewable primary energy resources	MJ	1.45E+02	1.16E+00	0*	0*	1.44E+02	0*
Total use of non-renewable primary energy resources	MJ	9.97E+02	8.77E+00	1.39E-01	0*	9.88E+02	1.06E-01
Use of renewable primary energy excluding renewable primary energy used as raw material	MJ	1.45E+02	1.07E+00	0*	0*	1.44E+02	0*
Use of renewable primary energy resources used as raw material	MJ	9.07E-02	9.07E-02	0*	0*	0*	0*
Use of non renewable primary energy excluding non renewable primary energy used as raw material	MJ	9.96E+02	8.14E+00	1.39E-01	0*	9.88E+02	1.06E-01
Use of non renewable primary energy resources used as raw material	MJ	6.29E-01	6.29E-01	0*	0*	0*	0*
Use of non renewable secondary fuels	MJ	0.00E+00	0*	0*	0*	0*	0*
Use of renewable secondary fuels	MJ	0.00E+00	0*	0*	0*	0*	0*
Waste categories	Unit	Total	Manufacturing	Distribution	Installation	Use	End of Life
Hazardous waste disposed	kg	1.67E+01	1.66E+01	0*	0*	2.95E-02	1.10E-01
Non hazardous waste disposed	kg	2.12E+02	3.52E-01	0*	0*	2.11E+02	0*
Radioactive waste disposed	kg	1.41E-01	2.17E-04	0*	0*	1.41E-01	0*
Other environmental information	Unit	Total	Manufacturing	Distribution	Installation	Use	End of Life
Materials for recycling	kg	4.72E-02	7.46E-03	0*	4.57E-03	0*	3.52E-02
Components for reuse	kg	0.00E+00	0*	0*	0*	0*	0*
Materials for energy recovery	kg	1.12E-03	0*	0*	0*	0*	1.12E-03
Exported Energy	MJ	1.45E-05	1.36E-06	0*	1.31E-05	0*	0*

* represents less than 0.01% of the total life cycle of the reference flow

Life cycle assessment performed with EIME version EIME 5.7.0.2, database version 2018-03 in compliance with ISO14044.

The use phase is the life cycle phase which has the greatest impact on the majority of environmental indicators (based on compulsory indicators).

According to this environmental analysis, proportionality rules may be used to evaluate the impacts of other products of this range.

Depending on the impact analysis, the environmental indicators (without contribution to mineral resources depletion) of other products in this family may be proportional extrapolated by energy consumption values. For contribution to mineral resources depletion, impact may be proportional extrapolated by mass of the product.

Please note that the values given above are only valid within the context specified and cannot be used directly to draw up the environmental assessment of an installation.

<i>Registration number</i>	ENVPEP1406038_V2	<i>Drafting rules</i>	PCR-ed3-EN-2015 04 02
<i>Date of issue</i>	05/2018	<i>Supplemented by</i>	PSR-0005-ed2-EN-2016 03 29
<i>Validity period</i>	5 years	<i>Information and reference documents</i>	www.pep-ecopassport.org
<i>Independent verification of the declaration and data</i>			
Internal	X	External	
<i>The elements of the present PEP cannot be compared with elements from another program.</i>			
<i>Document in compliance with ISO 14021:2016 « Environmental labels and declarations - Self-declared environmental claims (Type II environmental labelling) »</i>			

Schneider Electric Industries SAS

Country Customer Care Center
<http://www.schneider-electric.com/contact>

35, rue Joseph Monier
CS 30323

F- 92506 Rueil Malmaison Cedex

RCS Nanterre 954 503 439
Capital social 896 313 776 €

www.schneider-electric.com

ENVPEP1406038EN_V2

Published by Schneider Electric

© 2018 - Schneider Electric – All rights reserved

05/2018