Linergy BZ LA9ZA32●●●

en fr es de it pt zh ru

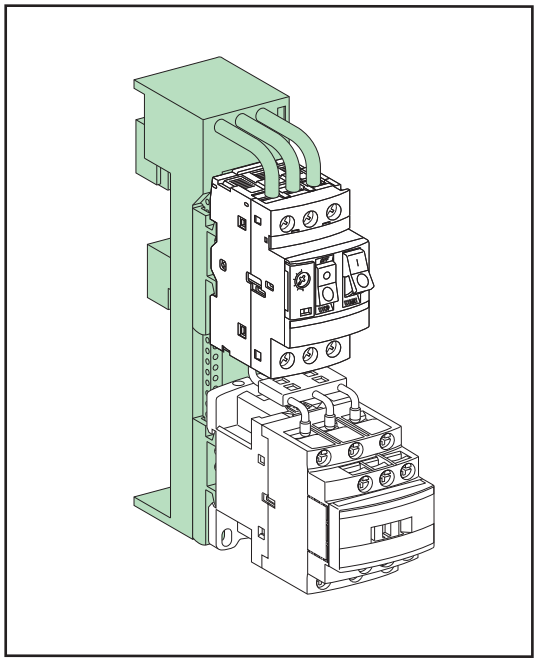

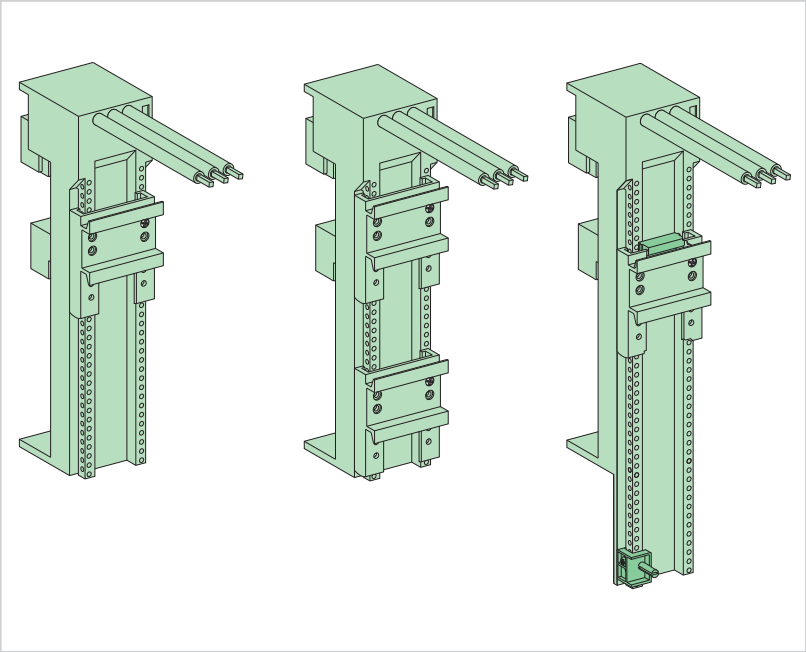

PLEASE NOTE Electrical equipment should be installed, operated, serviced, and maintained only by qualified personnel. No responsibility is assumed by Schneider Electric for any consequences arising out of the use of this material.	**REMARQUE IMPORTANTE** L'installation, l'utilisation, la réparation et la maintenance des équipements électriques doivent être assurés uniquement par du personnel qualifié. Schneider Electric décline toute responsabilité quant aux conséquences de l'utilisation de ce matériel.	**TENGA EN CUENTA** La instalación, manejo, puesta en servicio y mantenimiento de equipos eléctricos deberán ser realizados sólo por personal cualificado. Schneider Electric no se hace responsable de ninguna de las consecuencias del uso de este material.	**BITTE BEACHTEN** Elektrische Geräte dürfen nur von Fachpersonal installiert, betrieben, bedient und gewartet werden. Schneider Electric haftet nicht für Schäden, die durch die Verwendung dieses Materials entstehen.
NOTA Manutenzione, riparazione, installazione e uso delle apparecchiature elettriche si devono affidare solo a personale qualificato. Schneider Electric non si assume alcuna responsabilità per qualsiasi conseguenza derivante dall'uso di questo materiale.	**NOTA** A instalação, utilização e manutenção do equipamento eléctrico devem ser efectuadas exclusivamente por pessoal qualificado. A Schneider Electric não assume qualquer responsabilidade pelas consequências resultantes da utilização deste material.	**请注意** 电气设备的安装、操作、维修和维护工作仅限于合格人员执行。 Schneider Electric不承担由于使用本资料所引起的任何后果。	**ОБРАТИТЕ ВНИМАНИЕ** Установка, эксплуатация, ремонт и обслуживание электрического оборудования может выполняться только квалифицированными электриками. Компания Schneider Electric не несет никакой ответственности за любые возможные последствия использования данной документации.

⚠ ⚠ DANGER / DANGER / PELIGRO / GEFAHR / PERICOLO / PERIGO / 危险 / ОПАСНОСТЬ

HAZARD OF ELECTRIC SHOCK, EXPLOSION OR ARC FLASH

- Apply appropriate personal protective equipment (PPE) and follow safe electrical work practices. See NFPA 70E, CSA Z462, NOM-029-STPS or local equivalent.
- This equipment must only be installed and serviced by qualified electrical personnel.
- Turn off all power supplying this equipment before working on or inside equipment.
- Always use a properly rated voltage sensing device to confirm power is off.
- Replace all devices, doors, and covers before turning on power to this equipment.
- Beware of potential hazards, and carefully inspect the work area for tools and objects that may have been left inside the equipment.

Failure to follow these instructions will result in death or serious injury.

RISQUE D'ÉLECTROCUTION, D'EXPLOSION OU D'ÉCLAIR D'ARC ÉLECTRIQUE

- Portez un équipement de protection individuel (EPI) adapté et respectez les consignes de sécurité électrique courantes. Reportez-vous aux normes NFPA 70E, CSA Z462, NOM-029-STPS ou aux codes locaux en vigueur.
- Seul un personnel qualifié doit effectuer l'installation et l'entretien de cet équipement.
- Débranchez toutes les sources d'alimentation de cet équipement avant d'effectuer toute opération interne ou externe sur celui-ci.
- Utilisez toujours un dispositif de détection de tension ayant une valeur nominale appropriée pour vous assurer que l'alimentation est coupée.
- Replacez tous les dispositifs, les portes et les capots avant de mettre l'équipement sous tension.
- Faites attention aux dangers potentiels et inspectez attentivement la zone de travail pour vous assurer qu'aucun outil ou objet n'est resté à l'intérieur de l'équipement.

Si ces directives ne sont pas respectées, cela entraînera la mort ou des blessures graves.

PELIGRO DE DESCARGA ELÉCTRICA, EXPLOSIÓN O DESTELLO POR ARQUEO

- Utilice equipo de protección personal (EPP) apropiado y siga las prácticas de seguridad eléctricos establecidas. Consulte las normas NFPA 70E, CSA Z462, NOM-029-STPS u otros códigos locales correspondientes.
- Solamente el personal eléctrico calificado deberá instalar y prestar servicio de mantenimiento a este equipo.
- Desconecte todas las fuentes de alimentacion del equipo antes de realizar cualquier trabajo en él.
- Siempre utilice un dispositivo detector de tensión nominal adecuado para confirmar la desenergización del equipo.
- Vuelva a colocar todos los dispositivos, las puertas y las cubiertas antes de volver a energizar el equipo.
- Tenga cuidado con los riesgos potenciales, e inspeccione cuidadosamente la zona de trabajo para comprobar si han quedado herramientas y objetos dentro del equipo.

El incumplimiento de estas instrucciones provocará lesiones graves o incluso la muerte.

GEFAHR VON ELEKTRISCHEM SCHLAG, EXPLOSION ODER LICHTBOGEN

- Tragen Sie persönliche Schutzausrüstung (PSA) und befolgen Sie sichere Verfahren im Umgang mit Elektrogeräten. Siehe NFPA 70E, CSA Z462, NOM-029-STPS oder lokale Entsprechung.
- Diese Geräte dürfen nur von qualifizierten Elektrikern installiert und gewartet werden.
- Schalten Sie vor Arbeiten am bzw. im Innern des Geräts die gesamte Spannungsversorgung ab.
- Verwenden Sie für die Prüfung vorhandener Spannung stets einen Spannungsfühler mit zutreffender Bemessungsspannung.
- Bringen Sie alle Vorrichtungen, Türen und Abdeckungen wieder an, bevor Sie das Gerät einschalten.
- Beachten Sie potenzielle Gefahren, und überprüfen Sie den Arbeitsbereich auf Werkzeuge und andere Gegenstände, die sich möglicherweise noch in der Anlage befinden.

Die Nichtbeachtung dieser Anweisungen führt zu Tod oder schweren Verletzungen.

RISCHIO DI FOLGORAZIONE, ESPLOSIONI O ARCO ELETTRICO

- Utilizzare dispositivi di protezione individuale (DPI) idonei e adottare misure di sicurezza adeguate per lavori elettrici. Vedere le normative NFPA 70E, CSA Z462, NOM-029-STPS o le norme equivalenti nel paese di installazione.
- Installazione e manutenzione di questa apparecchiatura si devono affidare solo ad elettricisti qualificati.
- Prima di lavorare con l'apparecchiatura o al suo interno isolare completamente l'alimentazione elettrica.
- Per verificare che l'alimentazione sia isolata usare sempre un rilevatore di tensione correttamente tarato.
- Sostituire dispositivi, sportelli e coperture prima di riaccendere l'alimentazione dell'apparecchiatura.
- Prestare attenzione a potenziali pericoli e ispezionare con attenzione l'area di lavoro per assicurarsi di non aver dimenticato utensili o altri oggetti all'interno dell'apparecchiatura.

Il mancato rispetto di queste istruzioni provocherà morte o gravi infortuni.

RISCO DE ELECTROCUSSÃO, DE EXPLOSÃO, OU DE ARCO ELÉCTRICO

- Utilize equipamento de protecção pessoal (PPE) e siga os métodos de segurança eléctrica. Consulte NFPA 70E, CSA Z462, NOM-029-STPS ou o equivalente local.
- A instalação e manutenção deste equipamento só devem ser efectuadas por electricistas qualificados.
- Desligue todas as fontes de alimentação deste equipamento antes de trabalhar no equipamento ou no seu interior.
- Utilize sempre um dispositivo de detecção da tensão nominal adequada para confirmar se a alimentação está desligada.
- Substitua todos os dispositivos, portas e tampas antes de ligar a alimentação deste equipamento.
- Esteja atento a potenciais perigos e inspecione cuidadosamente a área de trabalho para se assegurar que não foram deixadas ferramentas e objectos no interior do equipamento.

A não observância destas instruções resultará em morte, ou ferimentos graves.

电击、爆炸或弧闪的危险

- 采用适当的个人防护设备 (PPE) 并遵循电气作业安全守则。请参阅 NFPA 70E, CSA Z462, NOM-029-STPS 或当地对应的标准。
- 只有具备相应资质的电气人员才能安装和维修该设备。
- 在该设备表面或内部工作之前，请关闭设备的全部电源。
- 确保使用合适的额定电压传感器确认电源已关闭。
- 复位所有设备、门和盖，然后再打开该设备的电源。
- 注意潜在危险，仔细检查作业区，以免将工具和物件遗忘在设备内部。

不遵循上述说明将导致人员伤亡。

Опасность поражения электрическим током, взрыва или возникновения дуги

- Используйте подходящие средства индивидуальной защиты (СИЗ) и соблюдайте технику безопасности при электротехнических работах. См. NFPA 70E, CSA Z462, NOM-029-STPS или местный эквивалентный стандарт.
- Данное оборудование могут устанавливать и обслуживать только квалифицированные электрики.
- Отключите питание до начала работы снаружи или внутри оборудования.
- Всегда пользуйтесь надлежащим датчиком номинального напряжения для определения отсутствия питания.
- Установите обратно все устройства, дверцы и крышки перед включением питания данного оборудования.
- Избегайте потенциальных опасностей, внимательно осмотрите рабочую область на наличие инструментов и предметов, которые могли остаться внутри оборудования.

Несоблюдение этих инструкций приведет к смерти или серьезной травме.

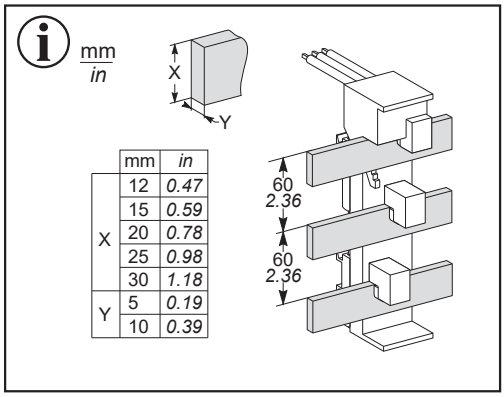

	mm	in
X	12	0.47
	15	0.59
	20	0.78
	25	0.98
	30	1.18
Y	5	0.19
	10	0.39

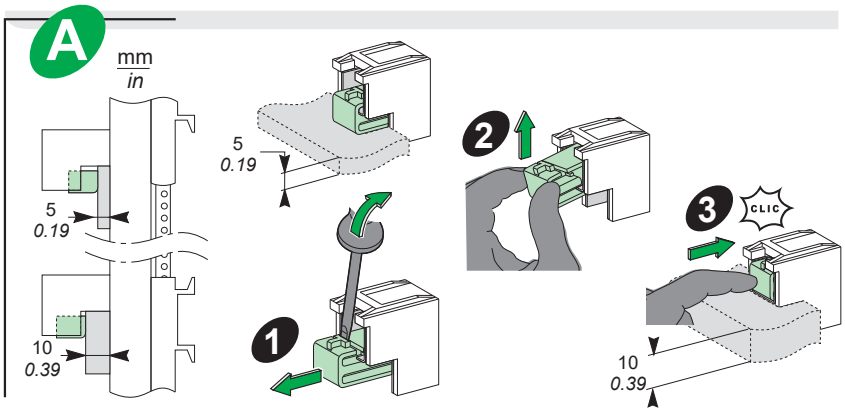

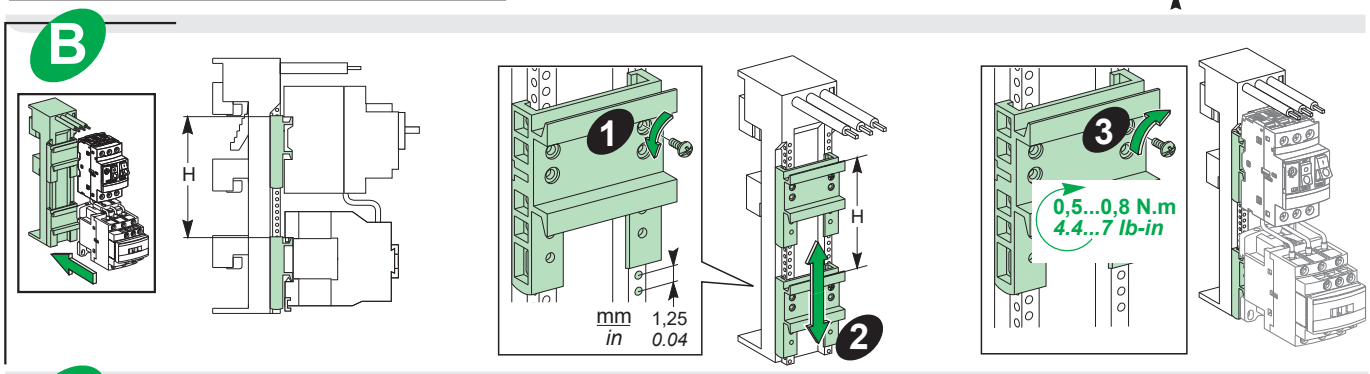

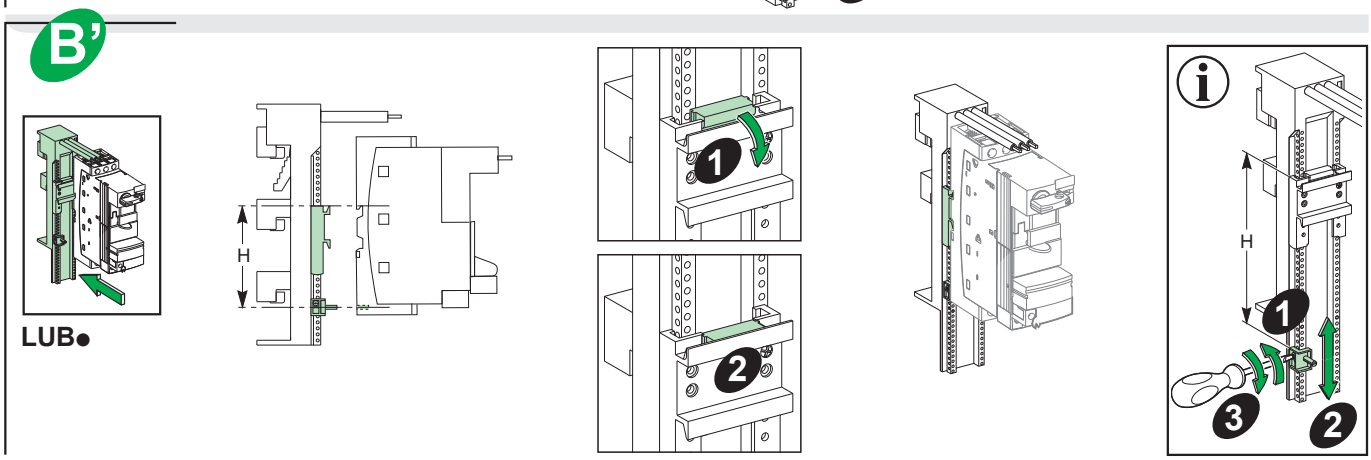

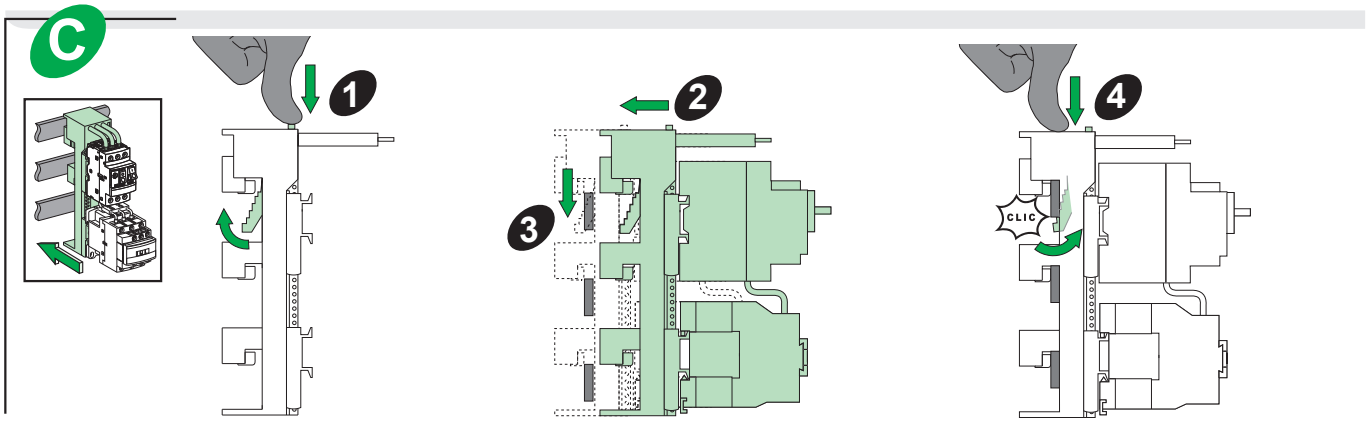

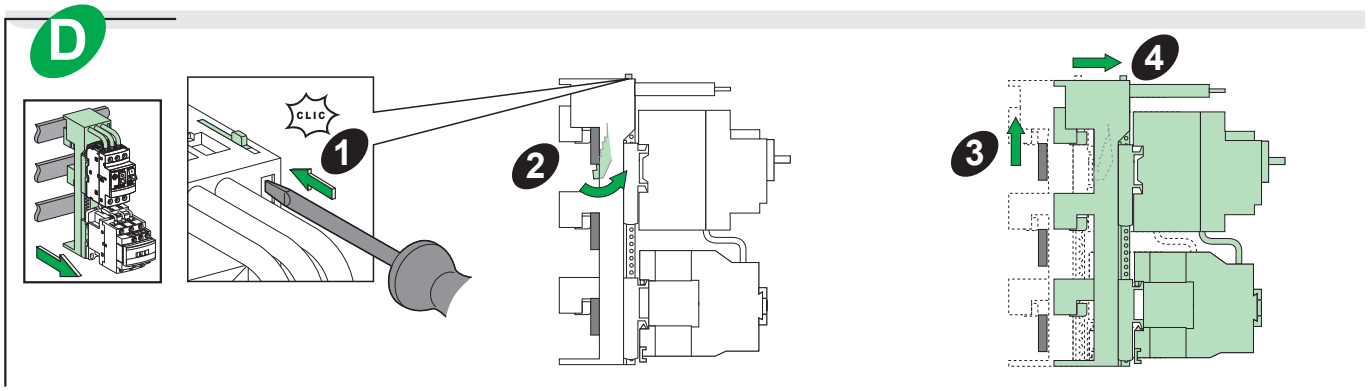

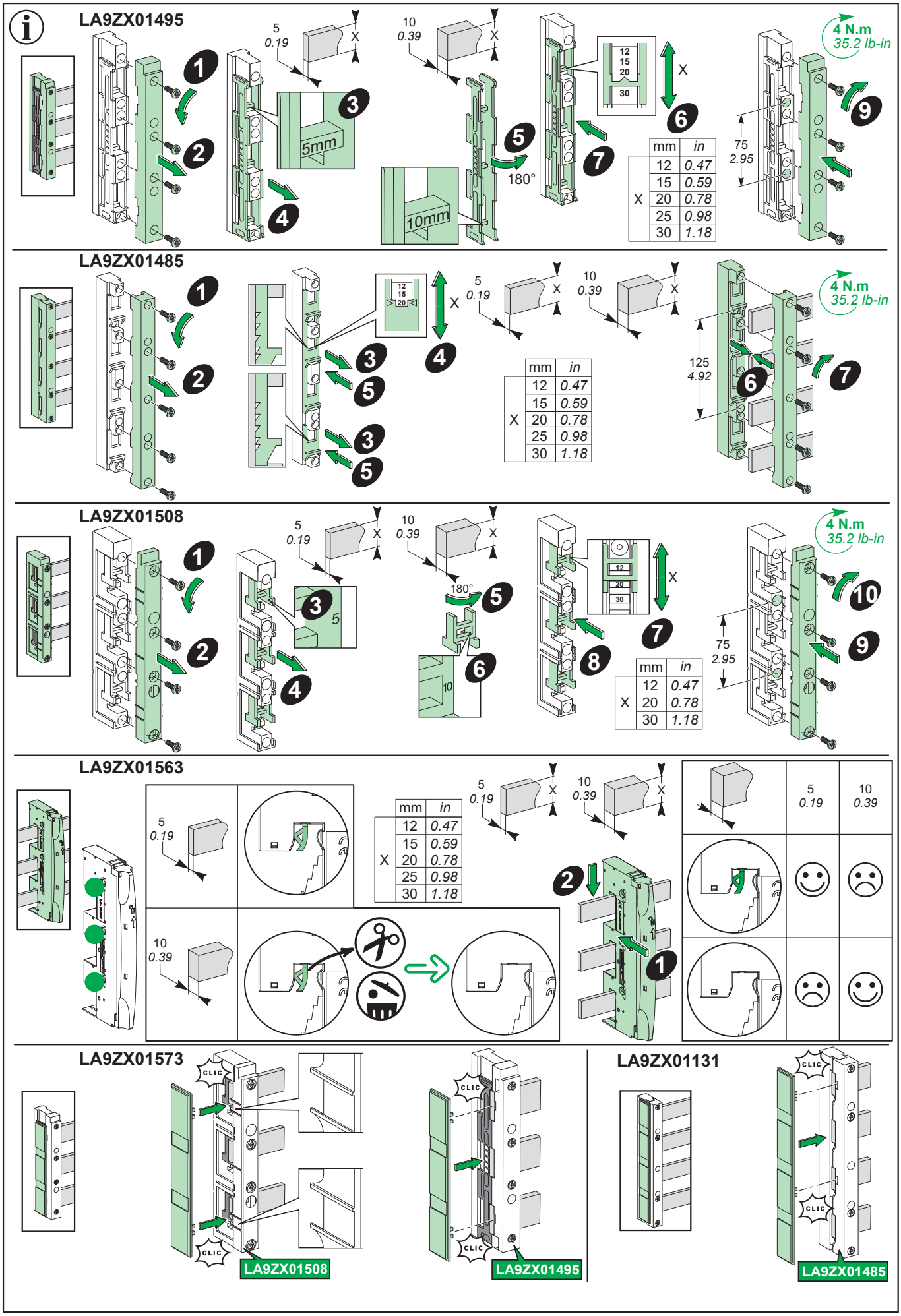
LA9ZX01495
5
0.19
X
10
0.39
5mm
10mm
180°
12
15
20
30
4 N.m
35.2 lb-in
75
2.95
mm in
X 12 0.47
15 0.59
20 0.78
25 0.98
30 1.18
LA9ZX01485
125
4.92
LA9ZX01508
LA9ZX01563
LA9ZX01573
LA9ZX01131
CLIC
LA9ZX01508
LA9ZX01495
LA9ZX01485

LA9ZX01285

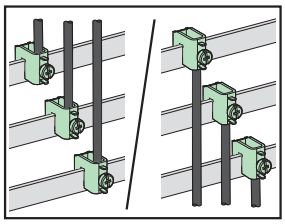

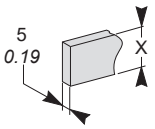

	mm	in
X	12	0.47
	15	0.59
	20	0.78
	25	0.98
	30	1.18

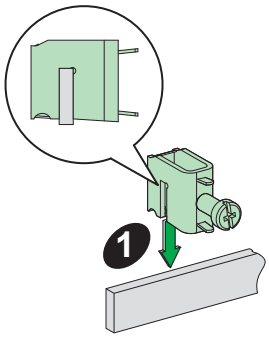

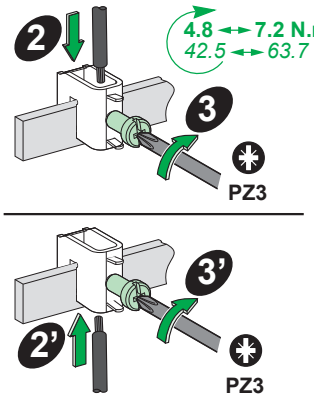

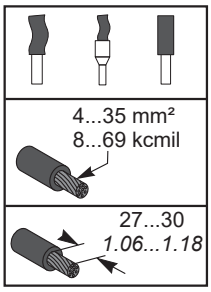

LA9ZX01287

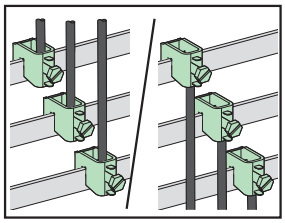

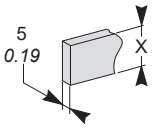

	mm	in
X	12	0.47
	15	0.59
	20	0.78
	25	0.98
	30	1.18

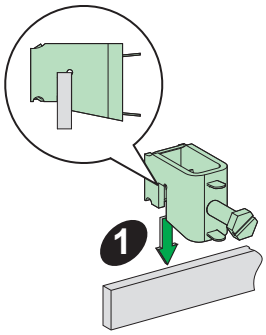

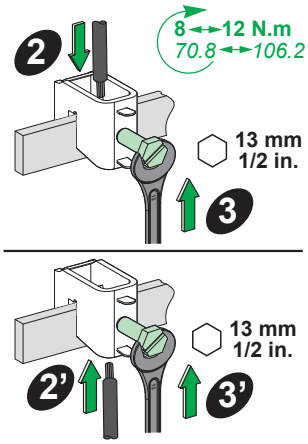

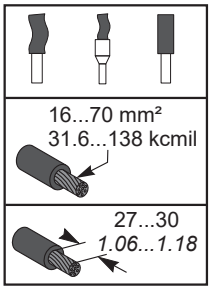

LA9ZX01413

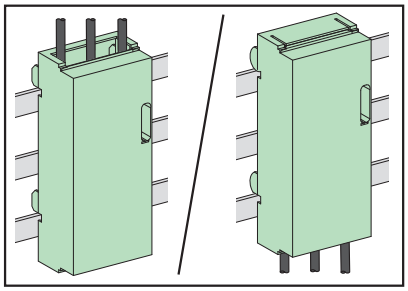

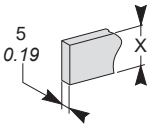

	mm	in
X	12	0.47
	15	0.59
	20	0.78
	25	0.98
	30	1.18

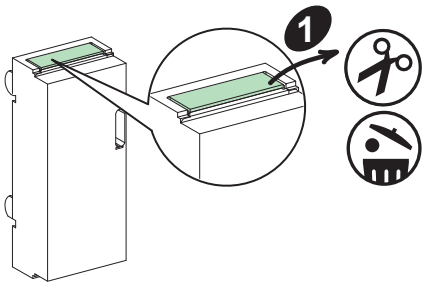

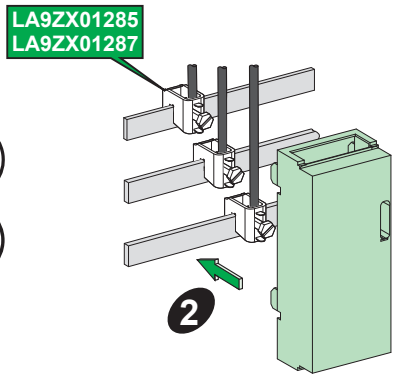

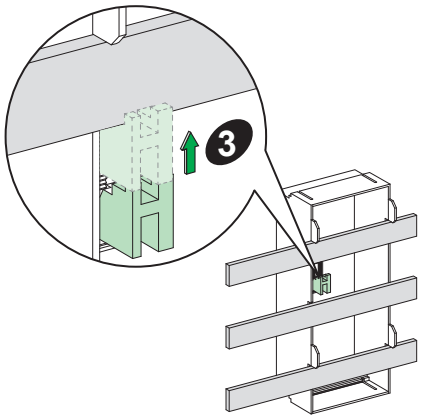

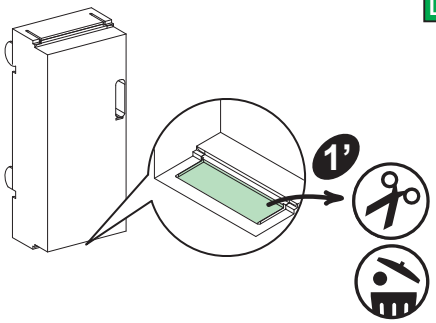

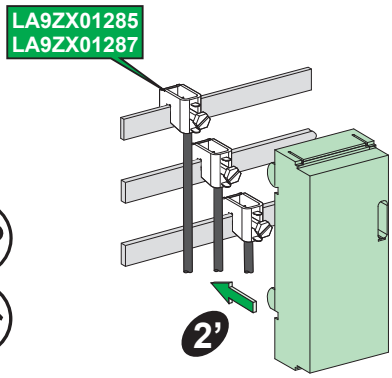

LA9ZX01515

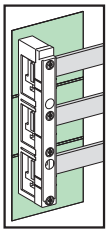

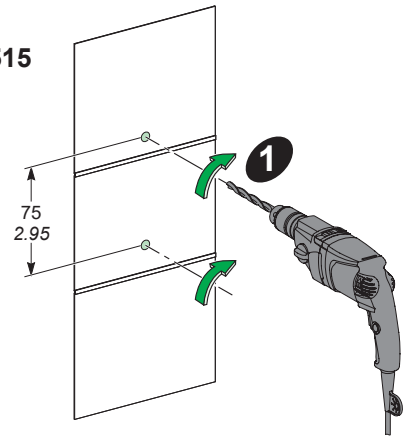

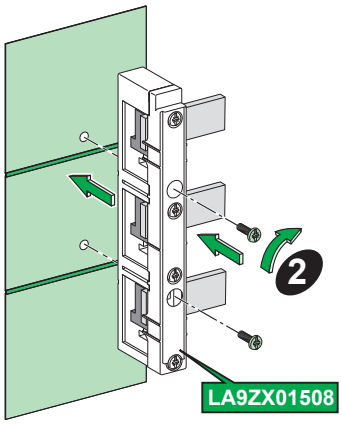

LA9ZX01243

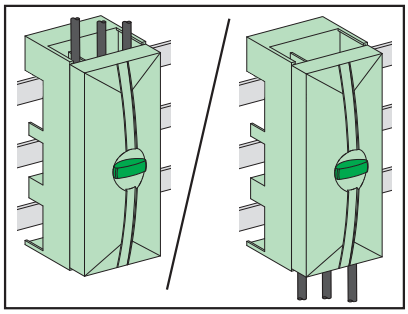

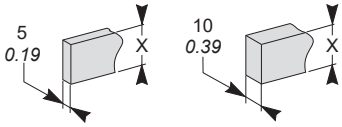

	mm	in
X	12	0.47
	15	0.59
	20	0.78
	25	0.98
	30	1.18

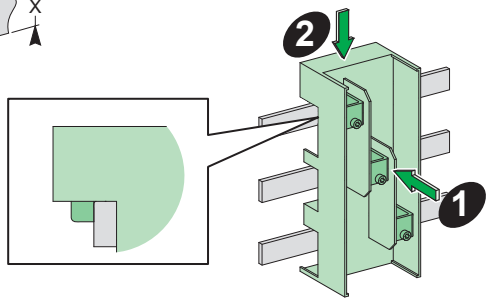

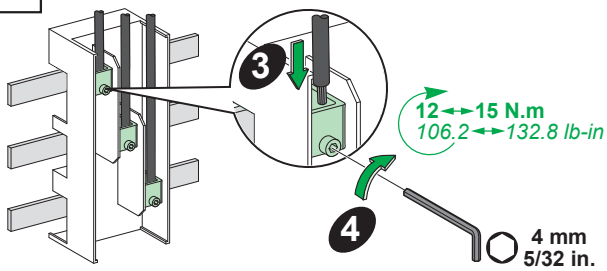

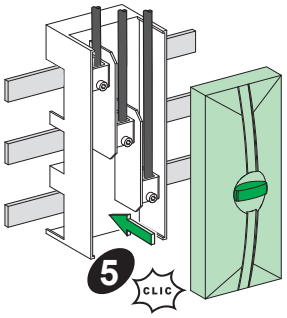

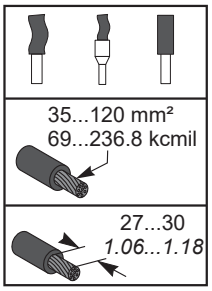

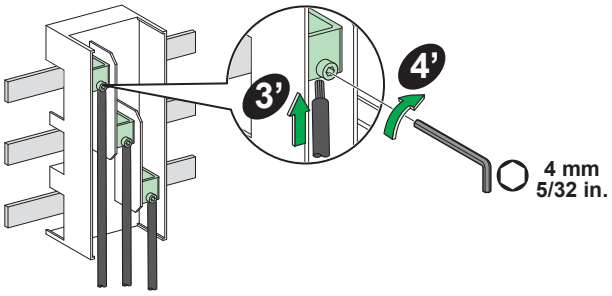

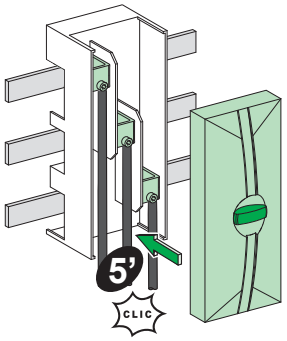

LA9ZX01244
LA9ZX01245

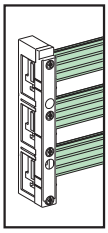

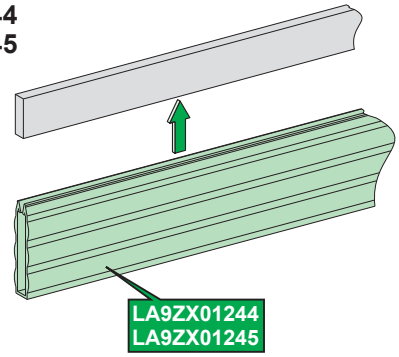

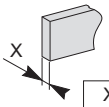

X	
5 / 0.19	LA9ZX01244
10 / 0.39	LA9ZX01245

Schneider Electric Industries SAS
35, rue Joseph Monier
92500 Rueil-Malmaison
France

www.se.com

En raison de l'évolution des normes et du matériel, les caractéristiques indiquées par le texte et les images de ce document ne nous engagent qu'après confirmation par nos services.

As standards, specifications and designs change from time to time, please ask for confirmation of the information given in this publication.

Publication : Schneider Electric
Réalisation :
Impression :
format de pliage :

Ce document a été imprimé sur du papier écologique.

This document has been printed on ecological paper.

Schneider Electric Limited
Stafford Park 5
Telford, TF3 3BL
United Kingdom
www.se.com/uk

© 2022 Schneider Electric - All rights reserved.