


# Product Environmental Profile

## Canalis KBB 25A-40A





## General information

### Representative product

The product used for the analysis is the typical product, Canalis KBB 25 A - 40A, which consists of:

- 1 x 40 A Power Feed Box (cat. no. KBB40ABG4)
- 7 x 3 m Straight Lengths, 1 m Modules for Tap-OFF units (cat. no. KBB25ED4303)
- 22 Fixing Devices (cat. no. KBB40ZFU)
- 7 Connectors (cat. no. KBC10DCB20)

### Description of the product

The Canalis KBB product distributes electrical power for lighting (with luminaire support brackets) and is a full and compatible product for lighting systems in all types of buildings (garages, workshop, and supermarket). It is very heavy duty and has centre-to-centre fixing distances of up to 5 metres, capable of supporting a large number of heavy light fittings.

The data used to make this PEP are the most representative of the product studied.

### Functional unit

To distribute electrical power for lighting throughout the product system, as outlined by the Representative Product above, for 20 years with the following technical characteristics:

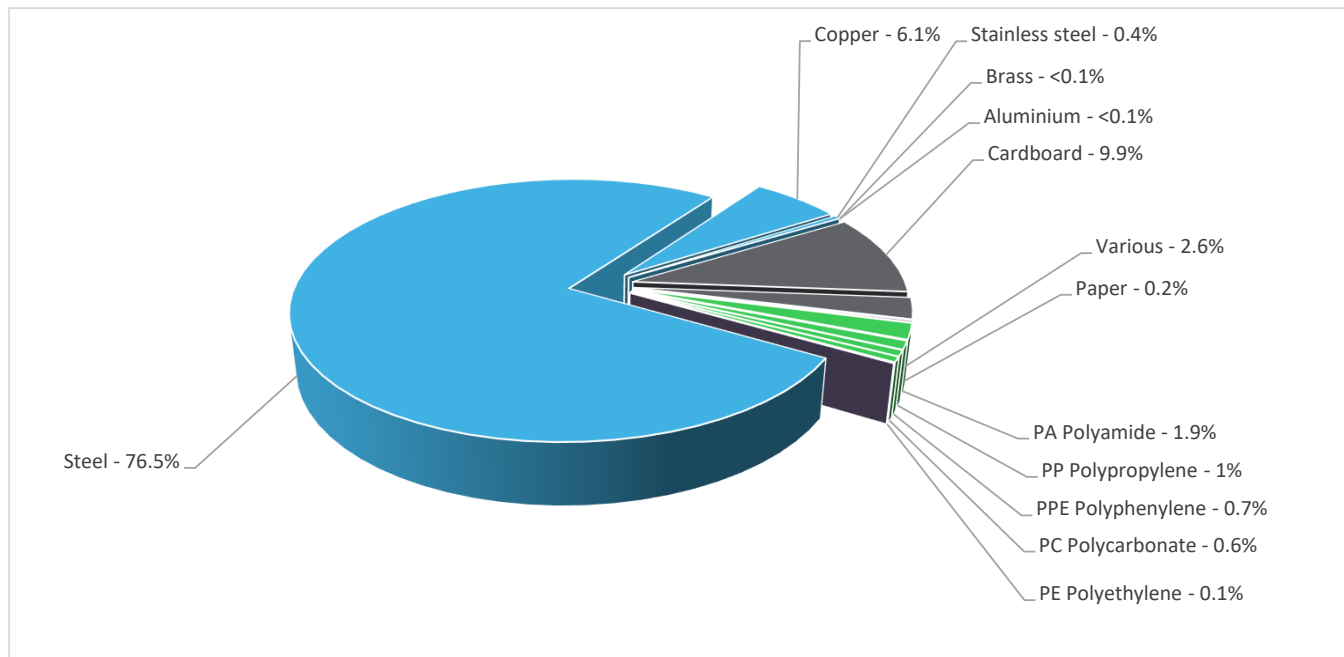
- Rated service current: 25 A
- Rated tap off units current: 10 and 16A
- Rated insulating voltage: 690V



## Constituent materials

### Reference product mass

35288g including the product, its packaging and additional elements and accessories



|          |       |
|----------|-------|
| Plastics | 4.3%  |
| Metals   | 83.0% |
| Others   | 12.7% |



## Substance assessment

Products of this range are designed in conformity with the requirements of the RoHS directive (European Directive 2011/65/EU of 2 January 2013, amended in March 2015, 2015/863/EU and in November 2017, 2017/2102/EU) and do not contain, or only contain in the authorised proportions, lead, mercury, cadmium, hexavalent chromium or flame retardants (polybrominated biphenyls - PBB, polybrominated diphenyl ethers - PBDE), Bis (2-ethylhexyl)phthalate - DEHP, Benzyl butyl phthalate - BBP, Dibutyl phthalate - DBP, Diisobutyl phthalate - DIBP) as mentioned in the Directive.

Details of ROHS and REACH substances information are available on the Schneider-Electric Green Premium website

<http://www2.schneider-electric.com/sites/corporate/en/products-services/green-premium/green-premium.page>



## Additional environmental information

The Canalis KBB 25A-40A presents the following relevant environmental aspects

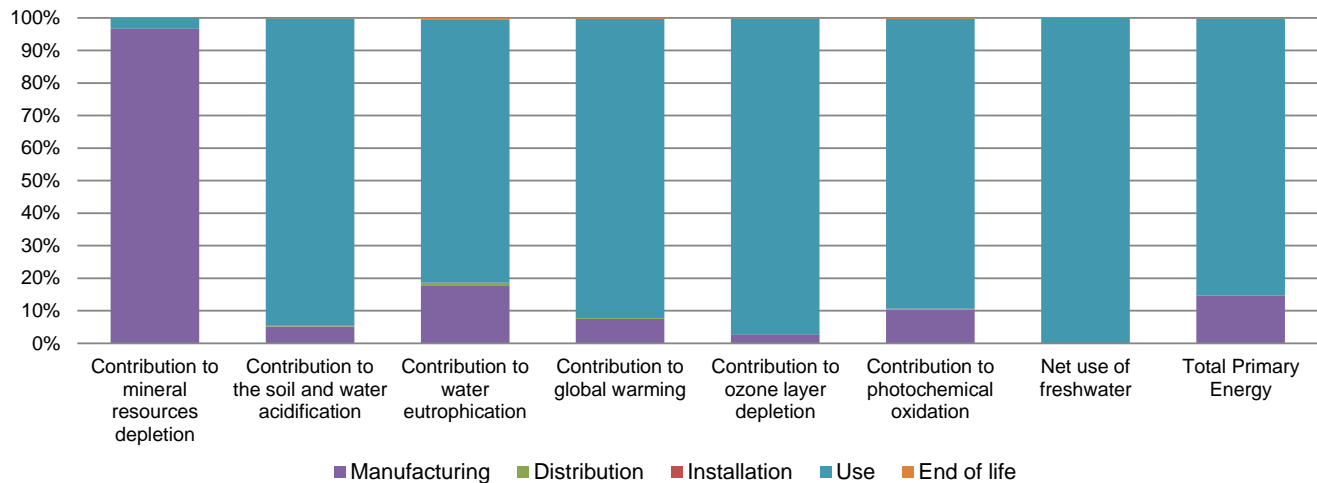
|                      |   |
|----------------------|---|
| <b>Manufacturing</b> | Manufactured at a Schneider Electric production site ISO14001 certified   |
| <b>Distribution</b>  | Weight and volume of the packaging optimized, based on the European Union's packaging directive<br>Packaging weight is 3699.5 g, consisting of cardboard (97%), paper (2%), polyethylene film (1%)<br>Packaging recycled materials is 91% of total packaging mass.<br>Product distribution optimised by setting up local distribution centres   |
| <b>Installation</b>  | No special components included during installation operations.  |
| <b>Use</b>           | The product does not require special maintenance operations.  |
| <b>End of life</b>   | End of life optimized to decrease the amount of waste and allow recovery of the product components and materials<br><br>No special end-of-life treatment required. According to countries' practices this product can enter the usual end-of-life treatment process.<br><br>Recyclability potential: <b>87%</b> Based on "ECO'DEEE recyclability and recoverability calculation method" (version V1, 20 Sep. 2008 presented to the French Agency for Environment and Energy Management: ADEME). |



## Environmental impacts

|   |  |  |  |  |
|---|--|--|--|--|
| <b>Reference life time</b>              | 20 years   |  |  |  |
| <b>Product category</b>                 | Other equipments - Passive product - continuous operation  |  |  |  |
| <b>Installation elements</b>            | The disposal of the packaging materials are accounted for during the installation phase (including transport to disposal).   |  |  |  |
| <b>Use scenario</b>                     | Load rate / rated current (In): 30 % of 25 Amps<br>percentage of utilization time: 100%<br>Assumed service lifetime is 20 years and use scenario is : product dissipation is 19,62W, loading rate is 30%.  |  |  |  |
| <b>Geographical representativeness</b>  | Europe   |  |  |  |
| <b>Technological representativeness</b> | The Modules of Technologies such as material production, manufacturing process and transport technology used in this PEP analysis (LCA-EIME in this case) are Similar and representative of the actual type of technologies used to make the product |  |  |  |
| <b>Energy model used</b>                | <b>Manufacturing</b>   | <b>Installation</b>  | <b>Use</b>   | <b>End of life</b>   |
|   | Energy model used: Dijon, France   | Electricity grid mix; AC; consumption mix, at consumer; < 1kV; EU-27 | Electricity grid mix; AC; consumption mix, at consumer; < 1kV; EU-27 | Electricity grid mix; AC; consumption mix, at consumer; < 1kV; EU-27 |

| Compulsory indicators                            |                                     | Canalis KBB 25A-40A - Canalis KBB - KBB40ABG4 |                      |                     |                     |            |                    |
|--|-------------------------------------|---|----------------------|---------------------|---------------------|------------|--------------------|
| Impact indicators                                | Unit                                | Total   | Manufacturing        | Distribution        | Installation        | Use        | End of Life        |
| Contribution to mineral resources depletion      | kg Sb eq                            | 4.38E-03                                      | 4.24E-03             | 0*                  | 0*                  | 1.46E-04   | 0*                 |
| Contribution to the soil and water acidification | kg SO <sub>2</sub> eq               | 7.44E+00                                      | 3.87E-01             | 2.08E-02            | 8.99E-04            | 7.03E+00   | 9.15E-03           |
| Contribution to water eutrophication             | kg PO <sub>4</sub> <sup>3-</sup> eq | 5.24E-01                                      | 9.25E-02             | 4.79E-03            | 3.32E-04            | 4.24E-01   | 2.21E-03           |
| Contribution to global warming                   | kg CO <sub>2</sub> eq               | 1.83E+03                                      | 1.37E+02             | 4.55E+00            | 2.18E-01            | 1.68E+03   | 3.25E+00           |
| Contribution to ozone layer depletion            | kg CFC11 eq                         | 1.13E-04                                      | 3.06E-06             | 0*                  | 0*                  | 1.10E-04   | 1.92E-07           |
| Contribution to photochemical oxidation          | kg C <sub>2</sub> H <sub>4</sub> eq | 4.33E-01                                      | 4.48E-02             | 1.48E-03            | 6.75E-05            | 3.86E-01   | 9.85E-04           |
| <b>Resources use</b>                             | <b>Unit</b>                         | <b>Total</b>                                  | <b>Manufacturing</b> | <b>Distribution</b> | <b>Installation</b> | <b>Use</b> | <b>End of Life</b> |
| Net use of freshwater                            | m <sup>3</sup>                      | 6.11E+03                                      | 6.03E+00             | 0*                  | 0*                  | 6.11E+03   | 0*                 |
| Total Primary Energy                             | MJ                                  | 3.95E+04                                      | 5.77E+03             | 6.44E+01            | 0*                  | 3.36E+04   | 4.59E+01           |




| Optional indicators   |      | Canalis KBB 25A-40A - Canalis KBB - KBB40ABG4 |               |              |              |          |             |  |
|---|------|---|---------------|--------------|--------------|----------|-------------|--|
| Impact indicators   | Unit | Total   | Manufacturing | Distribution | Installation | Use      | End of Life |  |
| Contribution to fossil resources depletion  | MJ   | 2.05E+04                                      | 1.32E+03      | 6.40E+01     | 2.73E+00     | 1.91E+04 | 3.68E+01    |  |
| Contribution to air pollution   | m³   | 9.80E+04                                      | 2.49E+04      | 1.94E+02     | 1.13E+01     | 7.25E+04 | 3.25E+02    |  |
| Contribution to water pollution   | m³   | 8.12E+04                                      | 1.05E+04      | 7.49E+02     | 3.19E+01     | 6.95E+04 | 3.54E+02    |  |
| Resources use   | Unit | Total   | Manufacturing | Distribution | Installation | Use      | End of Life |  |
| Use of secondary material   | kg   | 1.09E+01                                      | 1.09E+01      | 0*           | 0*           | 0*       | 0*          |  |
| Total use of renewable primary energy resources   | MJ   | 4.33E+03                                      | 4.91E+01      | 0*           | 0*           | 4.28E+03 | 0*          |  |
| Total use of non-renewable primary energy resources   | MJ   | 3.52E+04                                      | 5.72E+03      | 6.43E+01     | 0*           | 2.94E+04 | 4.58E+01    |  |
| Use of renewable primary energy excluding renewable primary energy used as raw material         | MJ   | 4.26E+03                                      | 0*            | 0*           | 0*           | 4.28E+03 | 0*          |  |
| Use of renewable primary energy resources used as raw material                                  | MJ   | 6.94E+01                                      | 6.94E+01      | 0*           | 0*           | 0*       | 0*          |  |
| Use of non renewable primary energy excluding non renewable primary energy used as raw material | MJ   | 3.51E+04                                      | 5.62E+03      | 6.43E+01     | 0*           | 2.94E+04 | 4.58E+01    |  |
| Use of non renewable primary energy resources used as raw material                              | MJ   | 9.63E+01                                      | 9.63E+01      | 0*           | 0*           | 0*       | 0*          |  |
| Use of non renewable secondary fuels  | MJ   | 0.00E+00                                      | 0*            | 0*           | 0*           | 0*       | 0*          |  |
| Use of renewable secondary fuels  | MJ   | 0.00E+00                                      | 0*            | 0*           | 0*           | 0*       | 0*          |  |
| Waste categories  | Unit | Total   | Manufacturing | Distribution | Installation | Use      | End of Life |  |
| Hazardous waste disposed  | kg   | 3.02E+02                                      | 2.66E+02      | 0*           | 0*           | 8.78E-01 | 3.57E+01    |  |
| Non hazardous waste disposed  | kg   | 6.40E+03                                      | 1.16E+02      | 0*           | 0*           | 6.28E+03 | 0*          |  |
| Radioactive waste disposed  | kg   | 4.21E+00                                      | 1.70E-02      | 0*           | 0*           | 4.19E+00 | 0*          |  |
| Other environmental information   | Unit | Total   | Manufacturing | Distribution | Installation | Use      | End of Life |  |
| Materials for recycling   | kg   | 3.45E+01                                      | 3.47E+00      | 0*           | 3.40E+00     | 0*       | 2.76E+01    |  |
| Components for reuse  | kg   | 0.00E+00                                      | 0*            | 0*           | 0*           | 0*       | 0*          |  |
| Materials for energy recovery   | kg   | 1.01E-01                                      | 0*            | 0*           | 0*           | 0*       | 1.01E-01    |  |
| Exported Energy   | MJ   | 1.05E-02                                      | 1.06E-03      | 0*           | 9.47E-03     | 0*       | 0*          |  |

\* represents less than 0.01% of the total life cycle of the reference flow

Life cycle assessment performed with EIME version EIME v5.8.1, database version 2018-11 in compliance with ISO14044.

The use phase is the life cycle phase which has the greatest impact on the majority of environmental indicators (based on compulsory indicators).

Please note that the values given above are only valid within the context specified and cannot be used directly to draw up the environmental assessment of an installation.

|   |                      |                                     |   |
|---|----------------------|-------------------------------------|---|
| Registration number :   | SCHN-00554-V01.01-EN | Drafting rules                      | PCR-ed3-EN-2015 04 02   |
| Verifier accreditation N°   | VH25                 | Supplemented by                     | PSR-0005-ed2-EN-2016 03 29  |
| Date of issue   | 06/2020              | Information and reference documents | <a href="http://www.pep-ecopassport.org">www.pep-ecopassport.org</a>                |
|   |                      | Validity period                     | 5 years   |
| Independent verification of the declaration and data, in compliance with ISO 14025 : 2010                                   |                      |                                     |   |
| Internal  |                      | External                            | X   |
| The PCR review was conducted by a panel of experts chaired by Philippe Osset (SOLINNEN)                                     |                      |                                     |   |
| PEP are compliant with XP C08-100-1 :2016   |                      |                                     |   |
| The elements of the present PEP cannot be compared with elements from another program.                                      |                      |                                     |   |
| Document in compliance with ISO 14025 : 2010 « Environmental labels and declarations. Type III environmental declarations » |                      |                                     |   |
|   |                      |                                     |  |

Schneider Electric Industries SAS  
ROSELYNE THAI  
roselyne.thai@schneider-electric.com  
35, rue Joseph Monier  
CS 30323  
F- 92506 Rueil Malmaison Cedex  
RCS Nanterre 954 503 439  
Capital social 896 313 776 €

[www.schneider-electric.com](http://www.schneider-electric.com)

Published by Schneider Electric

SCHN-00554-V01.01-EN

© 2019 - Schneider Electric – All rights reserved

06/2020