


# Product Environmental Profile

## PowerTag Energy





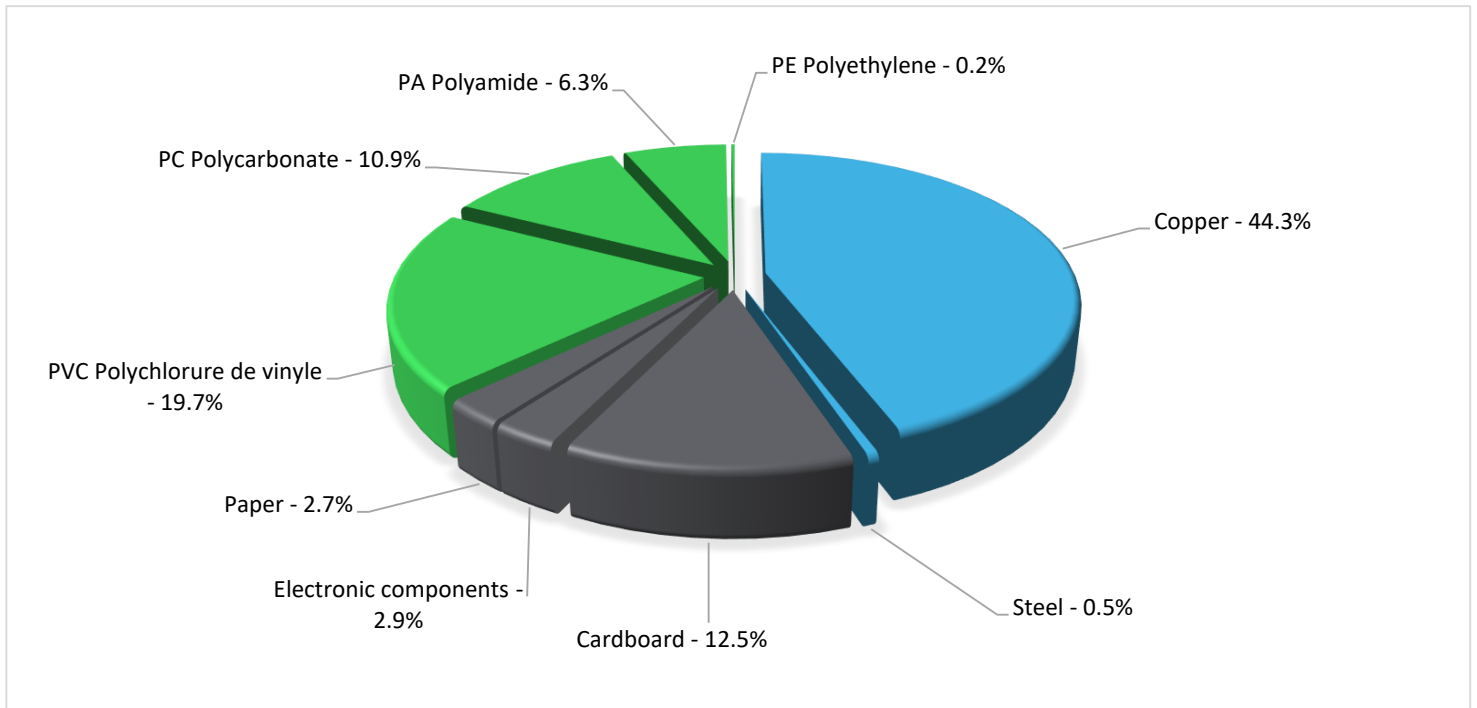
## General information

<b>Representative product</b>	PowerTag Energy - A9MEM1593
<b>Description of the product</b>	PowerTag Energy is an energy sensor product which used to manage energy and monitor load.
<b>Functional unit</b>	<p>The product of PowerTag Energy will provide the following function :</p> <ul style="list-style-type: none"> <li>--A wireless solution between sensor and concentrator:fast and easy to integrate;</li> <li>--Class 1 (accurate metering) for energy management;</li> <li>--Load monitoring (measurement of U, I, V, P, PF values).</li> </ul> <p>To energy management and load monitoring during 10 years and a 100% use rate,in accordance with the standards of IEC61557-12/ANSI C12.1.</p>



## Constituent materials

<b>Reference product mass</b>	612.57 g including the product, its packaging and additional elements and accessories
-------------------------------	---



Plastics	37.1%
Metals	44.8%
Others	18.1%



## Substance assessment

Products of this range are designed in conformity with the requirements of the RoHS directive (European Directive 2011/65/EU of 2 January 2013, amended in March 2015, 2015/863/EU and in November 2017, 2017/2102/EU) and do not contain, or only contain in the authorised proportions, lead, mercury, cadmium, hexavalent chromium or flame retardants (polybrominated biphenyls - PBB, polybrominated diphenyl ethers – PBDE), Bis (2-ethylhexyl)phthalate - DEHP, Benzyl butyl phthalate– BBP, Dibutyl phthalate - DBP, Diisobutyl phthalate - DIBP) as mentioned in the Directive.

Details of ROHS and REACH substances information are available on the Schneider-Electric Green Premium website

<http://www2.schneider-electric.com/sites/corporate/en/products-services/green-premium/green-premium.page>



## Additional environmental information

The PowerTag Energy presents the following relevant environmental aspects

<b>Manufacturing</b>	Manufactured at a Schneider Electric production site ISO14001 certified
<b>Distribution</b>	Weight and volume of the packaging optimized, based on the European Union's packaging directive Packaging weight is 92.8 g, consisting of cardboard (82.2%);paper(17.8%)
<b>Installation</b>	The product does not require special installation procedure and requires little to no energy to install. The disposal of the packaging materials are accounted for during the installation phase (including transport to disposal).
<b>Use</b>	The product does not require special maintenance operations.
<b>End of life</b>	End of life optimized to decrease the amount of waste and allow recovery of the product components and materials  This product contains electronic card (17.88g) that should be separated from the stream of waste so as to optimize end-of-life treatment.  The location of these components and other recommendations are given in the End of Life Instruction document which is available on the Schneider-Electric Green Premium website  <a href="http://www2.schneider-electric.com/sites/corporate/en/products-services/green-premium/green-premium.page">http://www2.schneider-electric.com/sites/corporate/en/products-services/green-premium/green-premium.page</a>  Recyclability potential: <b>60%</b> Based on "ECO'DEEE recyclability and recoverability calculation method" (version V1, 20 Sep. 2008 presented to the French Agency for Environment and Energy Management: ADEME).



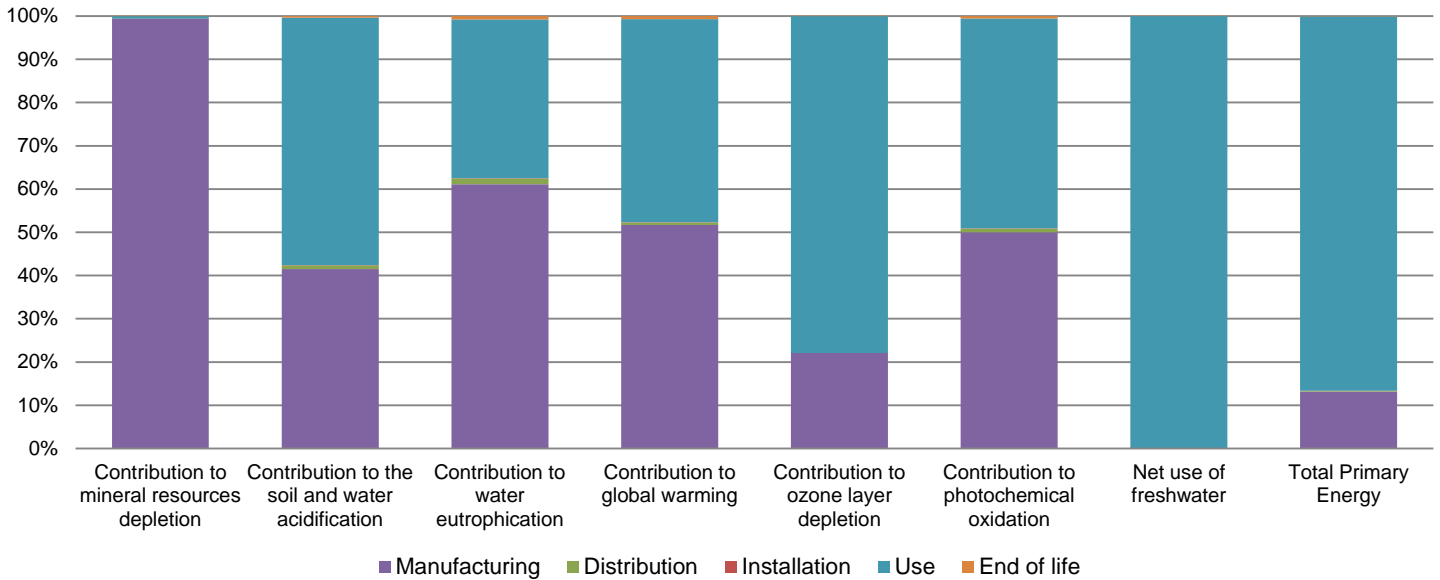
## Environmental impacts

<b>Reference life time</b>	10 years			
<b>Product category</b>	Other equipments - Active product			
<b>Installation elements</b>	The product does not require special installation procedure and requires little to no energy to install. The disposal of the packaging materials are accounted for during the installation phase (including transport to disposal).			
<b>Use scenario</b>	The product is in active mode 100% of the time with a power use of 0.7W, for 10 years.			
<b>Geographical representativeness</b>	France			
<b>Technological representativeness</b>	PowerTag Energy is an energy sensor product which used to manage energy and monitor load.			
<b>Energy model used</b>	<b>Manufacturing</b>	<b>Installation</b>	<b>Use</b>	<b>End of life</b>
	Energy model used: Latvia	Electricity grid mix; AC; consumption mix, at consumer; 230V; FR	Electricity grid mix; AC; consumption mix, at consumer; 230V; FR	Electricity grid mix; AC; consumption mix, at consumer; 230V; FR

### Compulsory indicators

### PowerTag Energy - A9MEM1593

Impact indicators	Unit	Total	Manufacturing	Distribution	Installation	Use	End of Life
Contribution to mineral resources depletion	kg Sb eq	5.41E-04	5.38E-04	0*	0*	3.25E-06	0*
Contribution to the soil and water acidification	kg SO <sub>2</sub> eq	4.33E-02	1.80E-02	3.61E-04	2.09E-05	2.48E-02	1.62E-04
Contribution to water eutrophication	kg PO <sub>4</sub> <sup>3-</sup> eq	6.16E-03	3.77E-03	8.31E-05	5.08E-06	2.26E-03	4.82E-05
Contribution to global warming	kg CO <sub>2</sub> eq	1.42E+01	7.34E+00	7.90E-02	5.02E-03	6.67E+00	9.96E-02
Contribution to ozone layer depletion	kg CFC11 eq	1.22E-05	2.70E-06	0*	0*	9.53E-06	4.21E-09
Contribution to photochemical oxidation	kg C <sub>2</sub> H <sub>4</sub> eq	2.96E-03	1.48E-03	2.58E-05	1.56E-06	1.44E-03	1.66E-05
Resources use	Unit	Total	Manufacturing	Distribution	Installation	Use	End of Life
Net use of freshwater	m3	1.58E+02	9.39E-02	0*	0*	1.58E+02	0*
Total Primary Energy	MJ	7.03E+02	9.26E+01	1.12E+00	0*	6.08E+02	7.83E-01



Optional indicators		PowerTag Energy - A9MEM1593					
Impact indicators	Unit	Total	Manufacturing	Distribution	Installation	Use	End of Life
Contribution to fossil resources depletion	MJ	1.53E+02	7.47E+01	1.11E+00	6.51E-02	7.67E+01	6.30E-01
Contribution to air pollution	m³	2.01E+03	1.78E+03	3.36E+00	0*	2.22E+02	5.63E+00
Contribution to water pollution	m³	1.67E+03	1.31E+03	1.30E+01	7.61E-01	3.38E+02	7.22E+00
Resources use	Unit	Total	Manufacturing	Distribution	Installation	Use	End of Life
Use of secondary material	kg	2.49E-01	2.49E-01	0*	0*	0*	0*
Total use of renewable primary energy resources	MJ	4.67E+01	2.55E+00	0*	0*	4.41E+01	0*
Total use of non-renewable primary energy resources	MJ	6.56E+02	9.00E+01	1.12E+00	0*	5.64E+02	7.82E-01
Use of renewable primary energy excluding renewable primary energy used as raw material	MJ	4.62E+01	2.04E+00	0*	0*	4.41E+01	0*
Use of renewable primary energy resources used as raw material	MJ	5.09E-01	5.09E-01	0*	0*	0*	0*
Use of non renewable primary energy excluding non renewable primary energy used as raw material	MJ	6.53E+02	8.64E+01	1.12E+00	6.55E-02	5.64E+02	7.82E-01
Use of non renewable primary energy resources used as raw material	MJ	3.60E+00	3.60E+00	0*	0*	0*	0*
Use of non renewable secondary fuels	MJ	0.00E+00	0*	0*	0*	0*	0*
Use of renewable secondary fuels	MJ	0.00E+00	0*	0*	0*	0*	0*
Waste categories	Unit	Total	Manufacturing	Distribution	Installation	Use	End of Life
Hazardous waste disposed	kg	3.27E+01	3.19E+01	0*	0*	1.26E-02	7.45E-01
Non hazardous waste disposed	kg	1.56E+01	1.94E+00	2.81E-03	0*	1.36E+01	2.37E-03
Radioactive waste disposed	kg	2.03E-01	1.58E-03	0*	0*	2.01E-01	0*
Other environmental information	Unit	Total	Manufacturing	Distribution	Installation	Use	End of Life
Materials for recycling	kg	4.60E-01	5.87E-02	0*	9.23E-02	0*	3.09E-01
Components for reuse	kg	0.00E+00	0*	0*	0*	0*	0*
Materials for energy recovery	kg	1.63E-02	0*	0*	0*	0*	1.63E-02
Exported Energy	MJ	2.93E-04	2.76E-05	0*	2.66E-04	0*	0*

\* represents less than 0.01% of the total life cycle of the reference flow

Life cycle assessment performed with EIME version EIME v5.8.1, database version 2016-11 in compliance with ISO14044.

The manufacturing and use phase are the life cycle phases which have the greatest impact on the majority of environmental indicators (based on compulsory indicators). The manufacturing phase has the greatest impact on Abiotic depletion, Eutrophication, Global warming, Photochemical oxidation; The Use phase has the greatest impact on Acidification potential of soil and water, Ozone layer depletion ODP steady state, Net use of freshwater and Total primary energy.

Please note that the values given above are only valid within the context specified and cannot be used directly to draw up the environmental assessment of an installation.

<i>Registration number :</i>	SCHN-00577-V01.01-EN	<i>Drafting rules</i>	PCR-ed3-EN-2015 04 02
<i>Verifier accreditation N°</i>	VH39	<i>Supplemented by</i>	PSR-0005-ed2-EN-2016 03 29
<i>Date of issue</i>	07/2020	<i>Information and reference documents</i>	<a href="http://www.pep-ecopassport.org">www.pep-ecopassport.org</a>
		<i>Validity period</i>	5 years
<i>Independent verification of the declaration and data, in compliance with ISO 14025 : 2010</i>			
<i>Internal</i>	<i>External</i>	<i>X</i>	
<i>The PCR review was conducted by a panel of experts chaired by Philippe Osset (SOLINNEN)</i>			
<i>PEP are compliant with XP C08-100-1 :2016</i>			
<i>The elements of the present PEP cannot be compared with elements from another program.</i>			
<i>Document in compliance with ISO 14025 : 2010 « Environmental labels and declarations. Type III environmental declarations »</i>			



Schneider Electric Industries SAS  
 Country Customer Care Center  
<http://www.schneider-electric.com/contact>  
 35, rue Joseph Monier  
 CS 30323  
 F- 92506 Rueil Malmaison Cedex  
 RCS Nanterre 954 503 439  
 Capital social 896 313 776 €  
[www.schneider-electric.com](http://www.schneider-electric.com)

Published by Schneider Electric

SCHN-00577-V01.01-EN

© 2019 - Schneider Electric – All rights reserved

07/2020