


Product Environmental Profile

Harmony Signaling Devices

XVC Monolithic Tower Light





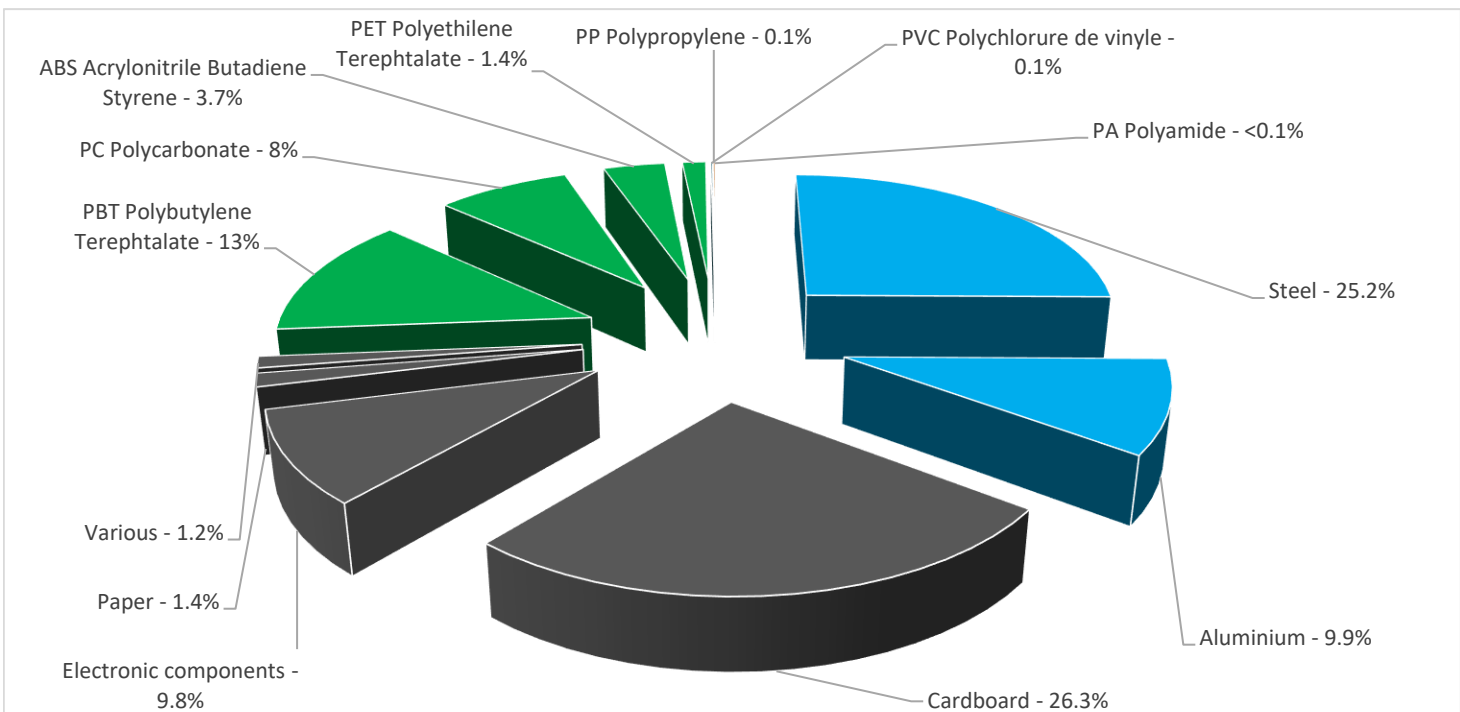
General information

Representative product	XVC Monolithic Tower Light - XVC6M35S
Description of the product	Harmony XVC modular range of tower lights are visual and audible signaling units indicating various states, operation sequence or installation of a machine.
Description of the range	<p>Harmony XVC range of pre-assembled/pre-cabled tower lights with Ø40, Ø60 and Ø100mm diameter makes them suitable for use in all activity sectors.</p> <p>1, XVC4 (40 mm) tower lights are used mainly in the food-processing and medical sectors, 2, XVC6 (60 mm) tower lights are used in semi-conductor factories, on conveyor belts and on small food or drink dispensing machines in the commercial sector, 3, XVC1 (100 mm) tower lights are more particularly designed for industrial applications and machine-tools.</p> <p>The environmental impacts of this referenced product are representative of the impacts of the other products of the range which are developed with a similar technology.</p>
Functional unit	Provide long-distance indication of the operation status or sequences of machines by using lights and/or buzzers during 10 years and at a 50% use rate.



Constituent materials

Reference product mass 1120 g including the product, its packaging and additional elements and accessories



Plastics	26.3%
Metals	35.1%
Others	38.7%

Substance assessment

Products of this range are designed in conformity with the requirements of the RoHS directive (European Directive 2011/65/EU of 8 June 2011) and do not contain, or only contain in the authorised proportions, lead, mercury, cadmium, hexavalent chromium or flame retardants (polybrominated biphenyls - PBB, polybrominated diphenyl ethers - PBDE) as mentioned in the Directive

As the products of the range are designed in accordance with the RoHS Directive (European Directive 2002/95/EC of 27 January 2003), they can be incorporated without any restriction in an assembly or an installation subject to this Directive.

Details of ROHS and REACH substances information are available on the Schneider-Electric Green Premium website
<http://www2.schneider-electric.com/sites/corporate/en/products-services/green-premium/green-premium.page>

Additional environmental information

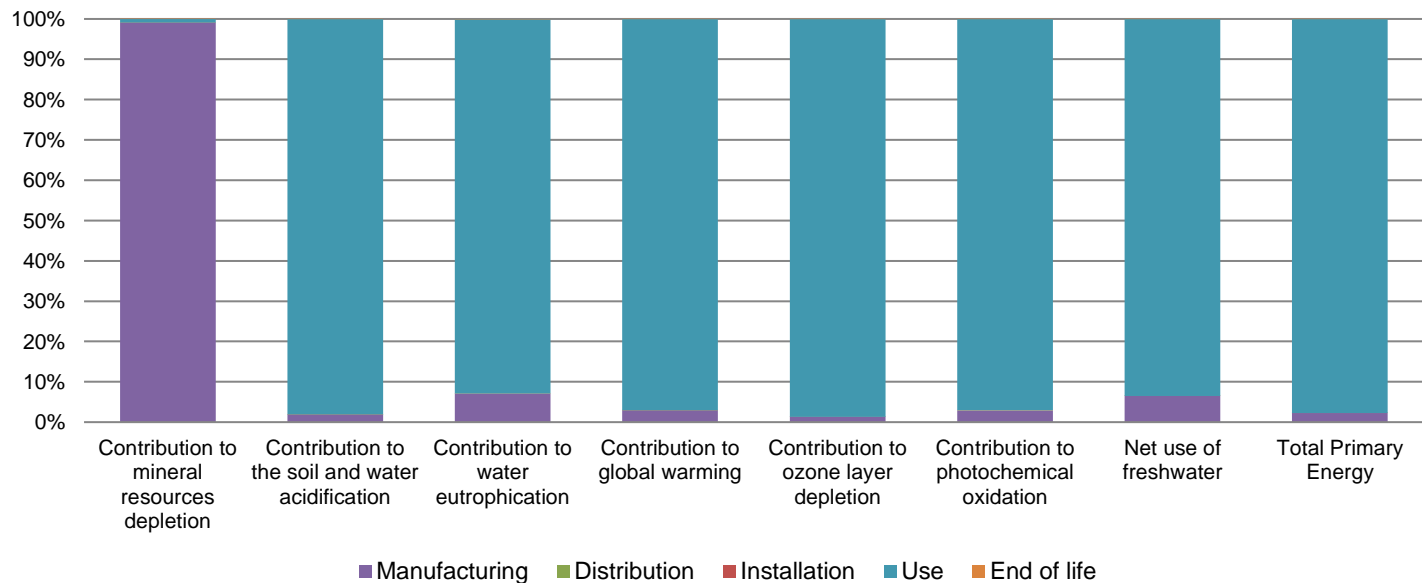
The XVC Monolithic Tower Light presents the following relevant environmental aspects

Manufacturing	Manufactured at a production site complying with the regulations
Distribution	Weight and volume of the packaging optimized, based on the European Union's packaging directive Packaging weight is 319.3 g, consisting of Cardboard (92.7%), Paper(5.0%), PET film(2.3%) Packaging recycled materials is 97.7% of total packaging mass.
Installation	XVC6M35S does not require any installation operations.
Use	The product does not require special maintenance operations.
End of life	End of life optimized to decrease the amount of waste and allow recovery of the product components and materials This product contains PCBA assembly(108g) that should be separated from the stream of waste so as to optimize end-of-life treatment. The location of these components and other recommendations are given in the End of Life Instruction document which is available on the Schneider-Electric Green Premium website http://www2.schneider-electric.com/sites/corporate/en/products-services/green-premium/green-premium.page Recyclability potential: 49% Based on "ECO'DEEE recyclability and recoverability calculation method" (version V1, 20 Sep. 2008 presented to the French Agency for Environment and Energy Management: ADEME).

Environmental impacts

Reference life time	10 years			
Product category	Other equipments - Active product			
Installation elements	No special components needed			
Use scenario	The product is in active mode with a power use of 14.5 W for 10 years at a 50% use rate.			
Geographical representativeness	Europe			
Technological representativeness	Harmony XVC modular range of tower lights are visual and audible signaling units indicating various states, operation sequence or installation of a machine.			
Energy model used	Manufacturing	Installation	Use	End of life
	Energy model used: Japan	Electricity Mix; AC; consumption mix, at consumer; < 1kV; EU-27	Electricity Mix; AC; consumption mix, at consumer; < 1kV; EU-27	Electricity Mix; AC; consumption mix, at consumer; < 1kV; EU-27

Compulsory indicators		XVC Monolithic Tower Light - XVC6M35S					
Impact indicators	Unit	Total	Manufacturing	Distribution	Installation	Use	End of Life
Contribution to mineral resources depletion	kg Sb eq	1.97E-03	1.95E-03	0*	0*	1.71E-05	0*
Contribution to the soil and water acidification	kg SO ₂ eq	2.89E+00	5.47E-02	6.60E-04	0*	2.84E+00	2.92E-04
Contribution to water eutrophication	kg PO ₄ ³⁻ eq	1.15E-01	7.98E-03	1.52E-04	2.00E-05	1.06E-01	9.91E-05
Contribution to global warming	kg CO ₂ eq	3.87E+02	1.14E+01	1.45E-01	0*	3.75E+02	2.50E-01
Contribution to ozone layer depletion	kg CFC11 eq	9.23E-05	1.20E-06	0*	0*	9.11E-05	9.97E-09
Contribution to photochemical oxidation	kg C ₂ H ₄ eq	1.38E-01	3.97E-03	4.71E-05	0*	1.34E-01	2.94E-05
Resources use	Unit	Total	Manufacturing	Distribution	Installation	Use	End of Life
Net use of freshwater	m ³	1.05E+00	6.76E-02	0*	0*	9.78E-01	1.86E-04
Total Primary Energy	MJ	7.78E+03	1.75E+02	2.04E+00	0*	7.60E+03	1.47E+00



Optional indicators		XVC Monolithic Tower Light - XVC6M35S					
Impact indicators	Unit	Total	Manufacturing	Distribution	Installation	Use	End of Life
Contribution to fossil resources depletion	MJ	3.98E+03	1.16E+02	2.03E+00	0*	3.86E+03	1.13E+00
Contribution to air pollution	m ³	1.78E+04	1.67E+03	6.15E+00	0*	1.61E+04	1.02E+01
Contribution to water pollution	m ³	1.73E+04	1.44E+03	2.38E+01	2.65E+00	1.57E+04	6.84E+01
Resources use	Unit	Total	Manufacturing	Distribution	Installation	Use	End of Life
Use of secondary material	kg	2.18E-03	2.18E-03	0*	0*	0*	0*
Total use of renewable primary energy resources	MJ	5.54E+02	1.03E+01	0*	0*	5.44E+02	0*
Total use of non-renewable primary energy resources	MJ	7.22E+03	1.64E+02	2.04E+00	0*	7.05E+03	1.47E+00
Use of renewable primary energy excluding renewable primary energy used as raw material	MJ	5.48E+02	4.14E+00	0*	0*	5.44E+02	0*
Use of renewable primary energy resources used as raw material	MJ	6.15E+00	6.15E+00	0*	0*	0*	0*
Use of non renewable primary energy excluding non renewable primary energy used as raw material	MJ	7.21E+03	1.53E+02	2.04E+00	0*	7.05E+03	1.47E+00
Use of non renewable primary energy resources used as raw material	MJ	1.16E+01	1.16E+01	0*	0*	0*	0*
Use of non renewable secondary fuels	MJ	0.00E+00	0*	0*	0*	0*	0*
Use of renewable secondary fuels	MJ	0.00E+00	0*	0*	0*	0*	0*

Waste categories	Unit	Total	Manufacturing	Distribution	Installation	Use	End of Life
Hazardous waste disposed	kg	3.75E+01	3.62E+01	0*	0*	0*	1.33E+00
Non hazardous waste disposed	kg	1.41E+03	6.97E+00	0*	0*	1.40E+03	0*
Radioactive waste disposed	kg	1.15E+00	4.89E-03	0*	0*	1.14E+00	0*
Other environmental information	Unit	Total	Manufacturing	Distribution	Installation	Use	End of Life
Materials for recycling	kg	8.08E-01	1.01E-01	0*	3.12E-01	0*	3.95E-01
Components for reuse	kg	0.00E+00	0*	0*	0*	0*	0*
Materials for energy recovery	kg	4.03E-02	0*	0*	0*	0*	4.03E-02
Exported Energy	MJ	9.86E-04	9.27E-05	0*	8.93E-04	0*	0*

* represents less than 0.01% of the total life cycle of the reference flow

Life cycle assessment performed with EIME version EIME v5.8.1, database version 2016-11 in compliance with ISO14044.

The use phase is the life cycle phase which has the greatest impact on the majority of environmental indicators (based on compulsory indicators).

According to this environmental analysis, proportionality rules may be used to evaluate the impacts of other products of this range.

Depending on the impact analysis, the environmental indicators (except RMD) of other products in this family may be proportional extrapolated by energy consumption values and RMD impact may be proportional extrapolated by mass of the product.

Please note that the values given above are only valid within the context specified and cannot be used directly to draw up the environmental assessment of an installation.

Registration number	ENVPEP1904008_V1	Drafting rules	PCR-ed3-EN-2015 04 02
Date of issue	05/2019	Supplemented by	PSR-0005-ed2-EN-2016 03 29
Validity period	5 years	Information and reference documents	www.pep-ecopassport.org
Independent verification of the declaration and data			
Internal	X	External	
The elements of the present PEP cannot be compared with elements from another program.			
Document in compliance with ISO 14021:2016 « Environmental labels and declarations - Self-declared environmental claims (Type II environmental labelling) »			

Schneider Electric Industries SAS

Country Customer Care Center
<http://www.schneider-electric.com/contact>

35, rue Joseph Monier
 CS 30323
 F- 92506 Rueil Malmaison Cedex
 RCS Nanterre 954 503 439
 Capital social 896 313 776 €

www.schneider-electric.com

ENVPEP1904008EN_V1

Published by Schneider Electric

© 2019 - Schneider Electric – All rights reserved

05/2019