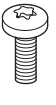



	type 1 M8 3 Nm 26,55 lb-in		type 2 ●⊕ M6 / T30 3 Nm 26,55 lb-in		type 4 M6	type 5 M8
	type 6 diam.8,4		type 7 diam.6,5			

Schneider
Electric