RACON 12 i, THT, 3,3 ± 0,6 N, Leuchtmittel grün, Blende grün, 1 S



Haupt- / Anwendungsgebiete

- Messen-Steuern-Regeln
- Maschinen- und Anlagenbau
- Automotive
- Elektromedizin

Spezielle Features

- Goldkontakte, sicheres Schalten bei niedrigen Strömen
- Vollausleuchtung durch 2 LED
- Bauhöhe 9,7 mm
- Anschlusstechnik: THT

CE

Beschreibung

Flacheingabetastaturen mit RACON 12 i-Elementen sollten im Raster 15,24 mm aufgebaut werden. Bei diesem Raster bleiben in der FrontplatteKlebestege zwischen den einzelnen Tasten stehen. Auf diesen kann die Dekorfolie aufgeklebt werden, für die wir eine Hochprägung über den Tastern empfehlen. Bei Verwendung unseres RK 90-Systemaufbaus empfehlen wir die Tastenkappen 9 x 9 mm.

Technische Daten

Allgemein

Farbe der Blende	grün
Farbe des Leuchtmittels	grün
Arbeitstemperatur, min.	-40 °C
Arbeitstemperatur, max.	80 °C
Lagertemperatur, min.	-50 °C
Lagertemperatur, max.	85 °C
beleuchtbar	ja
Lötdauer Handlöten, max.	5 Sek
Löttemperatur Handlöten	350 °C
Löttemperatur Wellenlöten	260 °C
Lötverfahren	Hand / Welle
Lötwärmebeständigkeit nach Norm	DIN EN 60068-2-20
Verpackungseinheit	45 Stück
Nettogewicht	1,6 g
Lebensdauer	1.000.000 Zyklen
B10	1.300.000 Zyklen
MSL Moisture Sensitivity Level	1
MOQ Auftrag	270 Stück
RoHS konform	ja
REACH konform	ja
Material der Komponente	Elastomer

Einbaumaße

Direkte Links

- RAFI eCatalog

The information in this data sheet only contains general descriptions and / or performance features, which may not apply precisely as described to the respective application, and which my change due to further product enhancements. The technical data, illustrations and other information about our products are the mere results of individual technical testing. These descriptions and other product features are only binding if they expressly agreed upon at the time of the conclusion of a binding contract. In all other cases, we reserve the right to make technical changes as well as changes of availability. Pictures and other graphic illustrations are approximations only. All product names may be trademarks or brand names of the RAFI Group or any other sub-supplier of RAFI. The use of such by any third parties for their own purposes may infringe the rights of the respective entity holding those rights.

RAFI GmbH & Co. KG

Ravensburger Str. 128-134
88276 Berg / Ravensburg
Germany
www.rafi-group.com,
info.headquarters@rafi-group.com

Außenmaß Länge	11,35 mm
Außenmaß Breite	11,35 mm
Außenmaß Höhe	13,2 mm
Einbauhöhe	9,7 mm
Raster, min.	12.5 x 12.5 mm

Mechanische Kennwerte

Betätigungsfunktion	tastend
Betätigungskraft, min.	3,3 ± 0.6 N
Schaltweg	$0{,}34^{\pm 0{,}1}$ mm
Kontaktfunktion	1 S
Kontaktsystem	Sprungkontakt SPST - Single Pole Single Throw
Kontaktwerkstoff	Gold
Lötbarkeit	Ja
Anschluss rückseitig	THT

Elektrische Kennwerte

Betriebsspannung des Leuchtmittel, max.	2,1 V
Schaltspannung, min.	0,02 V
Schaltspannung, max.	35 V
Spannungsfestigkeit	750 V
Betriebsstrom des Leuchtmittel, max.	30 mA
Schaltstrom, min.	0,00001 A
Schaltstrom, max.	0,1 A
Schaltleistung, max.	1 W

The information in this data sheet only contains general descriptions and / or performance features, which may not apply precisely as described to the respective application, and which my change due to further product enhancements. The technical data, illustrations and other information about our products are the mere results of individual technical testing. These descriptions and other product features are only binding if they expressly agreed upon at the time of the conclusion of a binding contract. In all other cases, we reserve the right to make technical changes as well as changes of availability. Pictures and other graphic illustrations are approximations only. All product names may be trademarks or brand names of the RAFI Group or any other sub-supplier of RAFI. The use of such by any third parties for their own purposes may infringe the rights of the respective entity holding those rights.

RAFI GmbH & Co. KG

Ravensburger Str. 128-134
88276 Berg / Ravensburg
Germany
www.rafi-group.com,
info.headquarters@rafi-group.com

Zeichnungen

Maß-Zeichnungen

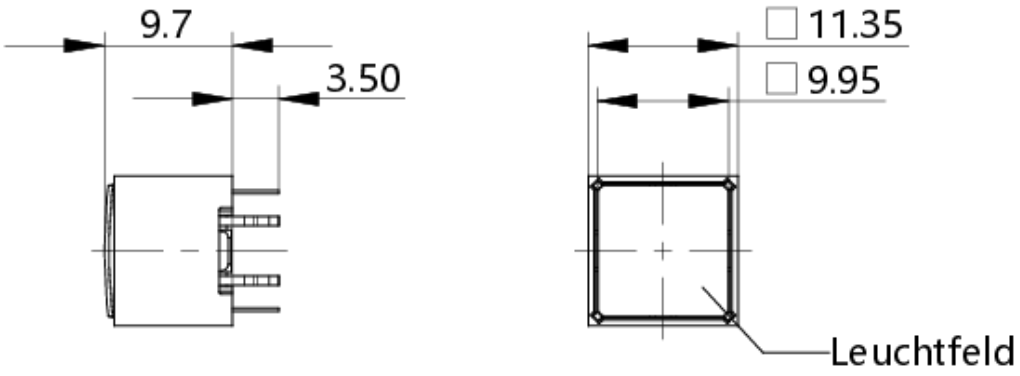

System-Zeichnung

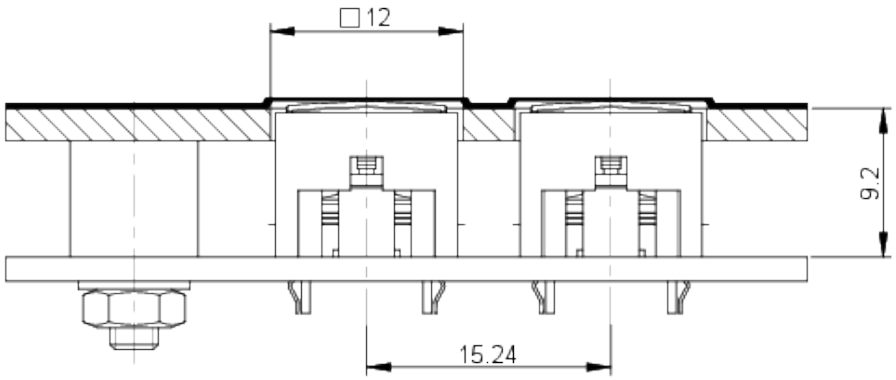

The information in this data sheet only contains general descriptions and / or performance features, which may not apply precisely as described to the respective application, and which my change due to further product enhancements. The technical data, illustrations and other information about our products are the mere results of individual technical testing. These descriptions and other product features are only binding if they expressly agreed upon at the time of the conclusion of a binding contract. In all other cases, we reserve the right to make technical changes as well as changes of availability. Pictures and other graphic illustrations are approximations only. All product names may be trademarks or brand names of the RAFI Group or any other sub-supplier of RAFI. The use of such by any third parties for their own purposes may infringe the rights of the respective entity holding those rights.

RAFI GmbH & Co. KG

Ravensburger Str. 128-134
88276 Berg / Ravensburg
Germany
www.rafi-group.com,
info.headquarters@rafi-group.com

Leiterplatten-Zeichnung

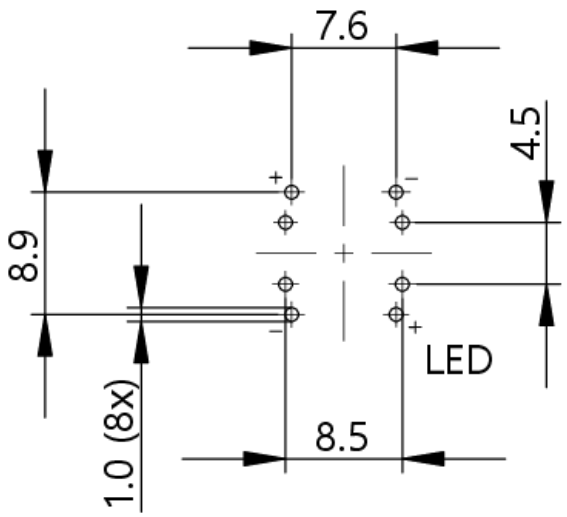

Sicht auf Bestückungsseite

Leiterplatten-Zeichnung

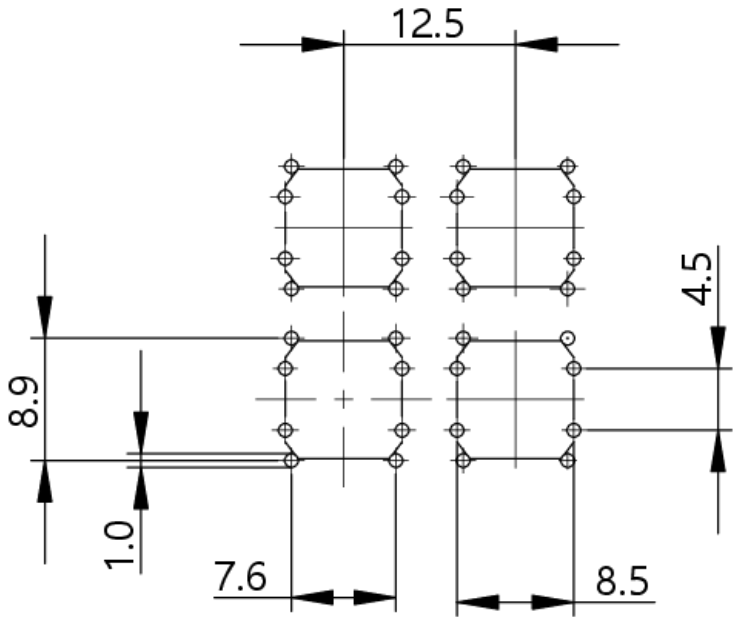

Sicht auf Bestückungsseite

The information in this data sheet only contains general descriptions and / or performance features, which may not apply precisely as described to the respective application, and which my change due to further product enhancements. The technical data, illustrations and other information about our products are the mere results of individual technical testing. These descriptions and other product features are only binding if they expressly agreed upon at the time of the conclusion of a binding contract. In all other cases, we reserve the right to make technical changes as well as changes of availability. Pictures and other graphic illustrations are approximations only. All product names may be trademarks or brand names of the RAFI Group or any other sub-supplier of RAFI. The use of such by any third parties for their own purposes may infringe the rights of the respective entity holding those rights.

RAFI GmbH & Co. KG

Ravensburger Str. 128-134
88276 Berg / Ravensburg
Germany
www.rafi-group.com,
info.headquarters@rafi-group.com

Schaltschema-Zeichnung

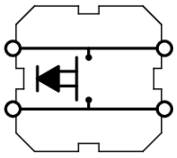

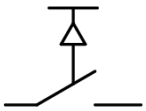

Schaltzeichen nach IEC 60 617 Form X(doppelt unterbrechend)

Stromlaufplan-Zeichnung

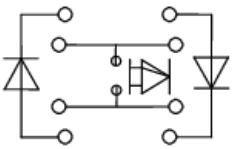

Schaltzeichen nach IEC 60 617 Form X (doppelt unterbrechend)

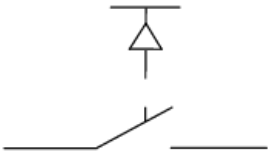

The information in this data sheet only contains general descriptions and / or performance features, which may not apply precisely as described to the respective application, and which my change due to further product enhancements. The technical data, illustrations and other information about our products are the mere results of individual technical testing. These descriptions and other product features are only binding if they expressly agreed upon at the time of the conclusion of a binding contract. In all other cases, we reserve the right to make technical changes as well as changes of availability. Pictures and other graphic illustrations are approximations only. All product names may be trademarks or brand names of the RAFI Group or any other sub-supplier of RAFI. The use of such by any third parties for their own purposes may infringe the rights of the respective entity holding those rights.

RAFI GmbH & Co. KG

Ravensburger Str. 128-134
88276 Berg / Ravensburg
Germany
www.rafi-group.com,
info.headquarters@rafi-group.com