



7111 Bi-directional totalising Counter.

7111QUAD Totalising counter with quadrature inputs.

7111HV Bi-directional totalising counter with high voltage inputs.

7111 | 7111QUAD | 7111HV

The new 7111 series counter is feature packed and with a price performance ratio unrivalled, suitable for thousands of applications.

Features

- Use of the latest CMOS circuitry achieves an expected battery life of 10 years.
- Connection using built in screw terminals (on all models).
- 9mm black high contrast LCD display.
- Backlight (externally powered) 5VDC.
- Counting up to 10kHz. (7111)
- 7111QUAD version quadrature signal compatible. This permits add / subtract counting in step with forward / reverse motion without count loss or gaining spurious counts.
- 7111HV permits triggering from any voltage between 10-240VAC or 5-110VDC $\pm 10\%$.
- Contact closure/open collector low speed count input with integral de-bounce circuitry (7111 model).
- Choice of mounting available, front panel with supplied bezel or rear mounting clip.
- Front panel can be sealed to IP65.
- Installation is simplified - all models have screw connections on rear for quick and simple connection.
- UL and cUL pending.

General Specifications

Battery Non-replaceable Lithium battery, expected life 10 years at 20°C

Display 8 digit black LCD, 9mm characters, leading zero blanking, backlight requires external 5VDC supply. Configurable decimal place upto 3 dec place (jumper link configured).

Count Range 99999999 - rollover to 0

Connections Finger-proof screw connections for cables up to 1.5mm²

Operating temperature -10°C to +60°C

Storage temperature -20°C to +60°C

Altitude Up to 2000m

Relative Humidity 80% max up to 31°C, decreasing to 50% max at 40°C

Sealing IP65/NEMA4X

Mounting Either with clip mount supplied or two front screws with bezel supplied.

Manual Reset Enable Configured by jumper link

Packed Weight 62 grammes

Box Dimensions 56mm x 44mm x 62mm

Individual Product Specifications

Power Supply (7111QUAD)

External power supply to power internal count input circuits 10-30VDC

External Reset (7111 | 7111QUAD)

Contact closure/open collector, negative edge triggered, 0.7v threshold, 15mS minimum closure time.

Direction Input (7111)

Connection or electronic input TTL/CMOS compatible. Add=no connection or >2.4v (logic 1); Subtract=connect to COMMON or <0.7v (logic 0). Direction input must precede count input by 5µS (minimum) for valid operation.

Low Speed Count Input (7111)

Contact closure/open collector with integral de-bounce circuitry. 30Hz maximum, negative edge triggered, 0.7v threshold, 15mS minimum closure time. Max 18VDC.

High Speed Count Input (7111)

Electronic input 10kHz maximum, negative edge triggered, 0.7v threshold 50µS minimum pulse length, TTL/CMOS Compatible. Max 18VDC.

Quadrature Signal Inputs (7111 QUAD)

Electronic input 2.5kHz maximum, negative edge triggered, 0.7v threshold 200µS minimum pulse length, TTL/CMOS Compatible.

External Reset (7111HV)

10-110VDC $\pm 10\%$, 10-240VAC $\pm 10\%$, 50mS minimum length.

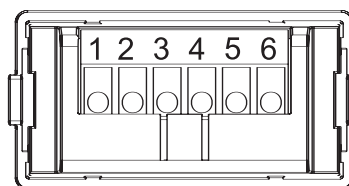
Direction Input (7111HV)

Connection or electronic input TTL/CMOS compatible. Add=no connection or >2.4v (logic 1); Subtract=connect to COMMON or <0.7v (logic 0). Direction input must precede count input by 5µS (minimum) for valid operation. Max 18VDC.

Count Input (7111HV)


10-110VDC $\pm 10\%$, 10-240VAC $\pm 10\%$, 50mS minimum pulse width, 10Hz.

Rear view screw terminal connections.

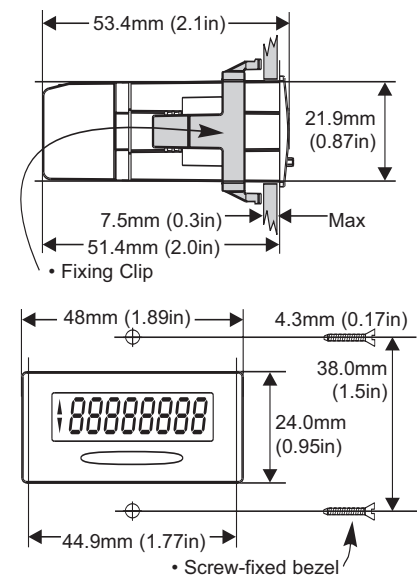


Typical Applications

- Replacement for electro-mechanical counters.
- Applications where external power is not readily available.
- Position, length, rotation and distance measuring applications.
- Event counting



Product Dimensions



Panel cutout 45mm x 22.5mm (0.771" x 0.885")

ORDER INFORMATION

Order by type numbers of counter:

- 7111** Totalising counter
- 7111QUAD** Up/Down with quad IP's
- 7111HV** Counter with HV inputs