

Data logger for temperature

as of version V1.3

Operating Manual

T-Logg 100



T-Logg 100 E



T-Logg 100



GREISINGER electronic GmbH

D - 93128 Regenstauf, Hans-Sachs-Straße 26

+49 (0) 9402 / 9383-0 +49 (0) 9402 / 9383-33 info@greisinger.de

1 General

The logger **T-Logg 100** and **T-Logg 100 E** are designed as a cost-efficient solution for monitoring temperatures. It enables an individual programming of the recording time. The last 16,000 measuring values can be stored in the memory. In addition, the LCD-display indicates both the temperature measured at the moment and the operating status of the logger.

2 Required accessory:

The USB interface of your PC is used to program, start and read out the **T-Logg**.

For this following accessory is required:

- Level converter **USB 100** or **USB 100 SL** for direct connection to the USB port of the PC, cable length approx. 1m.
- **MINISOFT** software (version 7.11 or later / free of charge) to start the logger and read out the logger data. Notice! It's also possible to use the T-Logg 100 with the comprehensive software **GSOFT 40K** (version 7.11 or later).

3 Safety instructions:

This device has been designed and tested in accordance with the safety regulations for electronic devices.

However, its trouble-free operation and reliability cannot be guaranteed unless the standard safety measures and special safety advises given in this manual will be adhered to when using the device.

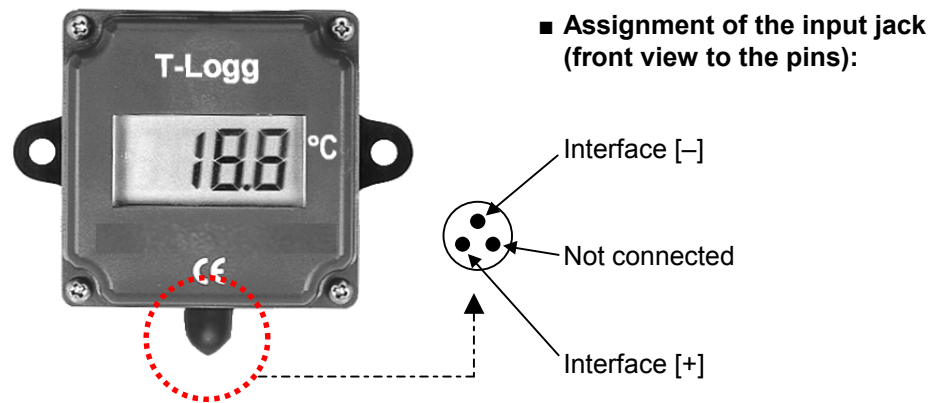
1. Trouble-free operation and reliability of the device can only be guaranteed if the device is not subjected to any other climatic conditions than those stated under 'Specification'
To protect the battery the max. permissible storage and transport temperature of the device is +85°C.
2. General instructions and safety regulations for electric, light and heavy current plants, including domestic safety regulations (e.g. VDE), have to be observed.
3. If device is to be connected to other devices (e.g. via PC) the circuitry has to be designed most carefully. Internal connection in third party devices (e.g. connection GND and earth) may result in not-permissible voltages impairing or destroying the device or another device connected.
4. If there is a risk whatsoever involved in running it, the device has to be switched off immediately and to be marked accordingly to avoid re-starting.
Operator safety may be a risk if:
 - there is visible damage to the device.
 - the device is not working as specified.
 - the device has been stored under unsuitable conditions for a longer time.In case of doubt, please return device to manufacturer for repair or maintenance.

5. Warning:

Do not use this product as safety or emergency stop devices, or in any other application where failure of the product could result in personal injury or material damage.

Failure to comply with these instructions could result in death or serious injury and material damage!

4 Connection



5 Advice regarding state of logger upon delivery:

Upon its delivery the logger is in a kind of 'sleeping state': The display does not show anything, the power consumption is at its minimum.

The **T-Logg 100** 'wakes up' as a communication link with a software has been established. After that the message 'Stop' appears at display. The logger is ready for operation now.

6 Operating mode display:

The **T-Logg 100** is equipped with a 10 mm LCD display.

The main purpose of the LCD display is to indicate the temperature. Depending on the operating mode of the logger, other messages will be displayed as well.

STOP

STOP:

The **T-Logg** is 'stopped'. No data are recorded. The logger memory is empty. The logger is reset and can be restarted.

HALT

HALT:

The **T-Logg** has been 'halted'. The stored data can be read. The logger memory is not empty.

12.9

DISPLAY OF TEMPERATURE:

The small arrow is flashing. The logger is active. Temperature measurements are carried out at certain intervals. The temperature measured will be stored.

St.dE

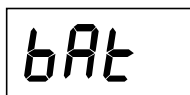
START DELAY:

The logger is active, but no data are recorded. As soon as the start delay time has expired, the logger will start recording in accordance with the starting conditions programmed before.

St.AL

START ALARM:

The logger is active, but no data are recorded. Recording will start as soon as the temperature is within the min. and max. alarm limits.


BATTERY:• Changing display **BAT** / Value:

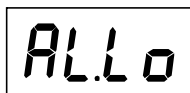
The battery of the **T-Logg** is getting discharged soon.

Replace the battery briefly. Even so data logging is still active.

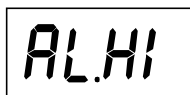
• Constant display **BAT**:

The Logger battery is empty now and data logging has been stopped.

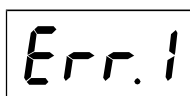
Replace the battery immediately.


ALARM LOW:

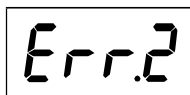
The temperature measured is below the min. alarm limit.


ALARM HIGH:

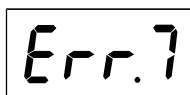
The temperature measured has exceeded the max. alarm limit.


ERROR 1:

The temperature has exceeded the measuring range of the logger.


ERROR 2:

The temperature has been fallen below the measuring range of the logger.


ERROR 7:

The **T-Logg** has detected a system fault.

• Remedy:

Remove battery and wait about 30 minutes. Then insert the battery again.

• If the error message displayed furthermore, please send the logger to the manufacturer to repair.

7 Battery service life and recording time

Measuring cycle:	2 sec.	10 sec.	15 min.	5 hours
Recording time:	8.9 hours	44 hours	166 days	Approx. 9 years
Battery service life:	—	Approx. 1 year	Approx. 3 years	—

Please note!

Short measuring cycles as well as frequently measuring data transfer result in a reduction of the battery service life!

Even if the T-Logg is connected, power consumption is increased. So it's important to connect the logger with the USB interface of the PC only as long as necessary!

8 Battery replacement


Notice:

As soon as **BAT** appears at display, the battery needs to be replaced. If battery voltage power decreases continuously, data logging will be stopped (compare with operating status 'HALT').

Available stored data remains in the memory and do not get lost. It's possible to read the measuring data after replacement of the battery.

Replacement:

1. Remove the 4 screws at the front of the logger with a small screwdriver and remove the cover from housing.
2. Take out the PCB and deposit it carefully beside the housing with the LCD display face down. Take care not to damage the gasket.
3. Push out the button cell carefully from socket (see picture at the top on the right).
4. Insert the new button cell (type CR 2032) with correct polarity in the socket (the positive pole is on the retaining bracket – see picture at the bottom on the right).
5. Reinsert the PCB correctly (LCD face up) into the housing (see picture in the middle on the right).
6. Reassemble the housing. Use the 4 screws to fix the cover again.



Environmental Reference! Empty and defective batteries must not be disposed in the regular domestic waste. Return the used batteries to an authorised battery collecting point or send the batteries directly to us (sufficiently stamped).



9 Specification

	T-Logg 100	T-Logg 100 E
Measuring range:	-25.0 ... +60.0 °C	-25.0 ... +120.0 °C
Resolution:	0.1°C (display and memory)	0.1°C (display and memory)
Accuracy: (at nominal temperature)	< ± 0.5 °C	< ± 0.2 % of meas. value ± 0.5 °C
Sensor:	Integrated in device	sensor tube made of stainless steel, Ø 5 mm, approx. 50 mm long, approx. 1 m silicone cable with anti-bucking glanding to housing.
Display:	LCD display, 10 mm high, 4-digit	
Recording interval:	2s to 5h	
Measuring value memory:	16,000 values	
Memory type:	FILLING MEMORY: >> Once the memory is filled with data, the recording will automatically be halted. RING MEMORY: >> The old data will be overwritten in case of memory overflow.	
Recording time:	approx. 9 hours up to 9 years, depending on measuring cycle.	
Alarm function:	the measured values are monitored at alarm limits. Alarm limit and alarm delay (0 ... 500 min.) adjustable via interface.	
Nominal temperature:	+25 °C	
Working temperature:	-25 ... +60 °C	
Storage temperature:	-30 ... +85 °C	
Battery:	CR 2032, exchangeable.	
Battery service life:	approx. 3 years (if interval is 15 min.), depending on measuring cycle and operating temperature.	
Interface:	Serial interface, 3-pin miniature plug.	
Data communication:	via interface converter.	
Dimensions / housing:	48.5 x 48.5 x 35.5 mm (H x W x D), plug an fixation flap not included. Housing made of shock resistant plastic, transparent front made of polycarbonate, splash water-proof: IP 65.	
EMC:	The T-Logg 100 have been manufactured in accordance with the regulations concerning EMC (2004/108/EG). The device meets EN61326 (appendix A, class B). Additional error: < 0.5% (T-Logg 100) or < 1% (T-Logg 100 E).	

10 Disposal instructions:

The device must not be disposed in the regular domestic waste. Send the device directly to us (sufficiently stamped), if it should be disposed. We will dispose the device appropriate and environmentally sound.