

PO₄³⁻

Phosphate test


For fresh and salt water

Test preparation:

1 Fill both tubes up to the mark with the test water.

2 Add **9 drops of PO₄³⁻ R1** to one of the two tubes (test), close with the screw lid and mix.

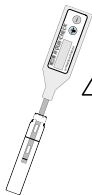
3 Add the contents of the **PO₄³⁻ R2 ampule** to the test, close with screw top lid and mix.

 Measure after exactly 5 minutes reaction time.


Measuring with AQUA-CHECK:

1 Reference measurement.

2 Test measurement.



 **Immediate**

 You will find important information on your measurement value at www.aqua-check.de. Please observe the safety notes for handling chemicals (see rear).



Phosphate test

Version 1.0 • 03/2012



Corrosive

PO_4^{3-} R1 (phosphate test)

R35: Causes severe burns.

S1/2: Keep locked up and out of the reach of children.

S26: In case of contact with eyes, rinse immediately with plenty of water and seek medical advice.

S30: Never add water to this product.

S45: In case of accident or if you feel unwell, seek medical advice immediately (show the label where possible).

Contains sulphuric acid

PO_4^{3-} R2 (phosphate test)

S2: Keep out of the reach of children.

S46: If swallowed, seek medical advice immediately and show this container or label.

Contains tin chloride.

May cause allergic reactions.

Take packaging with product residues to hazardous or special waste disposal.

Söll GmbH • Fuhrmannstraße 6 • D-95030 Hof • www.soelltec.de • Tel. +49(0)92 81/72 85-0
Söll hotline: 0 700/92 77 37 55 (14 cents/minute from a German landline)

CLHM2-16002