

## Hour meters / timers, electromechanical

Standard timers

9999.99 h / 99999.9 h with reset (AC+DC)

HB 26



The timer HB 26 with reset measure time ranges up to max. 99999.9 h or 9999.99 h.

These panel-mount counters can be used in many different fields of application.



### Characteristics

- 6-digit hour meter without reset.
- High shock and impact resistance.
- Magnified large figures; height 4.5 mm.
- Data retention in case of power failure.
- Long service life.
- Plug-in versions.
- Counter without front bezel for mounting in front bezel F1B and F2B and for combination in 50 x 25 mm size with socket box 945.2.

### Benefits

- Can be combined with preset counters BVa and HVa, and with pulse counter B.
- Can be equipped with various sealing covers to protect the counter against dust, dirt and moisture.
- Key-locking 0-reset.

### Applications

General time measurement, maintenance intervals for measuring instruments (respiration units, oxygen, dialysis), small appliances, UV lamps, display panels in vehicles.

### Type series

#### Description

Screw mounting, 56 x 40 mm [2.20 x 1.57"]

Clip mounting, 53 x 28 mm [2.09 x 1.10"]

Plug-in for socket box 945.2 and front bezel F1B

#### Type

**HB 26.11**

**HB 26.21**

**HB 26.01.3**

#### Options

- Different voltages
- Extended temperature range on request
- Flat pin 0.8 x 6.3 mm [0.031 x 0.25"] without flat push on connectors: Art.-Nr. 3.168.X11.XXX
- Flat pin 0.8 x 2.8 mm [0.031 x 0.11"] with flat push on connectors: Art.-Nr. 3.167.X11.XXX
- Lockable 0-reset: Art.-Nr. 3.160.XX7.XXX  
The button can be unlocked by means of the key



# Hour meters / timers, electromechanical

Standard timers	9999.99 h / 99999.9 h with reset (AC+DC)	HB 26
Accessories	Dimensions in mm [inch]	Order no.
<b>Front bezel, type F1B</b> plastic	for cut-out 54 x 49 [2.13 x 1.93], for screw mounting, for plug-in counters B1x.0x and HB2x.0x in socket box type 945.2	beige black <b>G007501</b> <b>G007502</b>
<b>Socket box, type 945.2</b>	for counters B1x.0x and HB2x.0x, can be used for plug-in connections in front bezel F1B	black <b>G008434</b>
<b>Sealing cover, type K1, IP65</b>	for front bezel 60 x 50 [2.36 x 1.97], with screw mounting, for electromechanical counters and via adapter front bezel N003001 for counters 48 x 24 [1.89 x 0.94]	transparent / grey transparent / black <b>G008300</b> <b>G008301</b>
<b>Transparent cover, lockable, IP65</b>	for cut-out 54 x 29 [2.13 x 1.14], for screw mounting to front bezel F1B or adapter front bezel N003001, for counters with cut-out 50 x 25 [1.97 x 0.98] or 45 x 22.2 [1.77 x 0.87]	<b>N003002</b>
<b>Blind enclosure, 53 x 28 [2.07 x 1.10]</b>	for cut-out 50 x 25 [1.97 x 0.98], for counters 53 x 28 [2.09 x 1.10]	black <b>T005753</b>
<b>Mounting frame</b> with cut-out 50 x 25 [2.36 x 1.97] via separate adapter also for 45 x 22.2 [1.77 x 0.87]	for snap-on mounting on 35 [1.38] top-hat DIN rail, for counters 53 x 28 [2.09 x 1.10] and via separate adapter (T008180) for counters 48 x 24 [1.89 x 0.94]	chromated <b>G300004</b>
<b>Mounting rail frame SR</b>	for B and HB counters for snap-on mounting on 35 [1.38] top-hat DIN rail	SR 1 for 1x3 B counters SR 2 for 2x3 B counters <b>G300000</b> <b>G300001</b>

Suitable gaskets, other accessories and installation examples for optional accessories can be found in chapter accessories or in the accessories section under: [www.kuebler.com/accessories](http://www.kuebler.com/accessories).

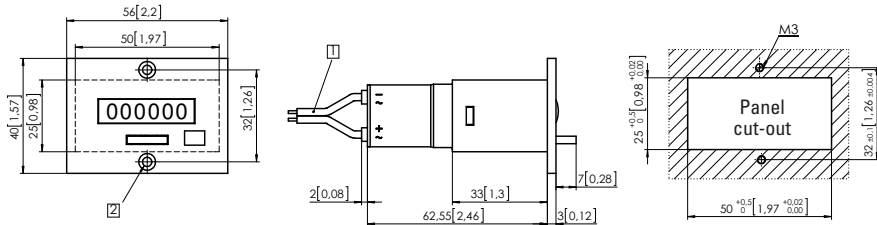
## Technical data

Electrical characteristics		General technical data	
<b>Electrical connection</b>	cable 2 x 0.5 mm <sup>2</sup> [AWG20], NYFAZ, 0.5 m [1.64'] long AC: grey/grey, DC: red +, black – type HB 26.01.3 round pins ø 1.6 mm [0.063"] (plugs into socket box type 945.2)	<b>Display</b>	number of digits 6, AC: 9999.99 h, DC: 99999.9 h height of figures 4.5 mm [0.17"] color of figures white and red on black
<b>Power consumption</b>	10 ... 30 V DC approx. 500 mW 36 ... 80 V DC approx. 900 mW 100 ... 130 V DC approx. 750 mW 20 ... 30 V AC approx. 0.3 VA 42 ... 48 V AC approx. 0.25 VA 100 ... 130 V AC approx. 0.6 VA 187 ... 264 V AC approx. 1.2 VA 360 ... 440 V AC approx. 1.65 VA	<b>Operating temperature</b>	-15°C ... +50°C [+5°F ... +122°F] (non-condensing)
<b>Rated voltages</b>	AC (50 or 60 Hz) 20 ... 30 / 42 ... 48 / 100 ... 130 / 187 ... 264 / 360 ... 440 V AC DC 10 ... 30 / 36 ... 80 / 100 ... 130 V DC	<b>Mounting position</b>	any
<b>Accuracy</b>	AC supply frequency + 30 ms DC < 0.003 % (at 24 h)	<b>Mechanical characteristics</b>	
<b>EMC standards</b>	EN 55011 class B EN 61000-6-2, EN 61000-6-3	<b>Housing</b>	plastic PC (Polycarbonate)
<b>Device safety</b>	designed to EN 61010 part 1 protection class 2 application area pollution level 2	<b>Protection</b>	IP41 (front side) with flexible sealing cover K1 IP54 (front side) with transparent cover Dv., Dvs IP55 (front side)
		<b>Weight</b>	approx. 45 g [1.59 oz]
		<b>Options</b>	
		Different voltages and extended temperature range on request	
		Flat pin 0.8 x 6.3 mm [0.031 x 0.25"] without flat push on connectors	Art. no. 3.168.X11.XXX
		Flat pin 0.8 x 2.8 mm [0.031 x 0.11"] with flat push on connectors	Art. no. 3.167.X11.XXX
		Key-locking 0-reset	Art. no. 3.160.XX7.XXX

# Hour meters / timers, electromechanical

**Standard timers**      **9999.99 h / 99999.9 h with reset (AC+DC)**      **HB 26**

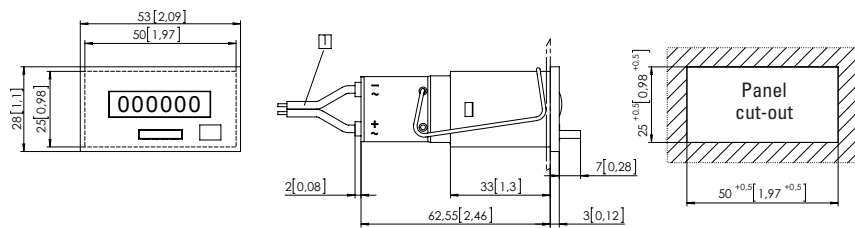
**Screw mounting, 56 x 40 [2.20 x 1.57]**  
**Type HB 26.11**



1) Connection cable, 2 x 0.5 mm<sup>2</sup> [AWG20], NYFAZ, 0.5 m [1.64'] long    2) Countersinking Af3, DIN 74

Type	Display	Voltage	Art. no.						
			10 ... 30 V	20 ... 30 V	36 ... 80 V	42 ... 48 V	100 ... 130 V	187 ... 264 V	360 ... 440 V
HB 26.11	6 digits	AC (50 Hz)		3.160.111.071		3.160.111.072	3.160.111.074	3.160.111.075 <sup>1)</sup>	3.160.111.079
	6 digits	AC (60 Hz)		3.160.111.081		3.160.111.082	3.160.111.084	3.160.111.085	3.160.111.089
	6 digits	DC	3.160.111.351 <sup>1)</sup>		3.160.111.353		3.160.111.381		

**Clip mounting, 53 x 28 [2.09 x 1.10]**  
**Type HB 26.21**



1) Connection cable, 2 x 0.5 mm<sup>2</sup> [AWG20], NYFAZ, 0.5 m [1.64'] long

Type	Display	Voltage	Art. no.						
			10 ... 30 V	20 ... 30 V	36 ... 80 V	42 ... 48 V	100 ... 130 V	187 ... 264 V	360 ... 440 V
HB 26.21	6 digits	AC (50 Hz)		3.160.211.071		3.160.211.072	3.160.211.074	3.160.211.075 <sup>1)</sup>	3.160.211.079
	6 digits	AC (60 Hz)		3.160.211.081		3.160.211.082	3.160.211.084	3.160.211.085	3.160.211.089
	6 digits	DC	3.160.211.351 <sup>1)</sup>		3.160.211.353		3.160.211.381		
Further stock types:			187... 264 V AC, key lockable reset			3.160.217.075			
			187... 264 V AC, flat pin 0.8 x 2.8 mm [0.031 x 0.11"]			3.167.211.075			
			10 ... 30 V DC, flat pin 0.8 x 2.8 mm [0.031 x 0.11"]			3.167.211.351			

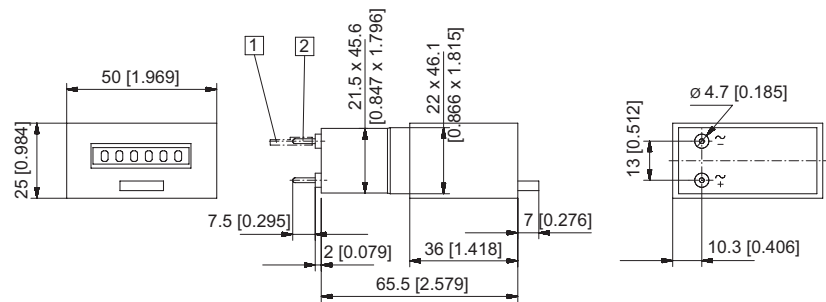
# Hour meters / timers, electromechanical

<b>Standard timers</b>	<b>9999.99 h / 99999.9 h with reset (AC+DC)</b>	<b>HB 26</b>
------------------------	---	--------------

Plug-in for socket box 945.2 and front bezel F1B  
 Type HB 26.01.3



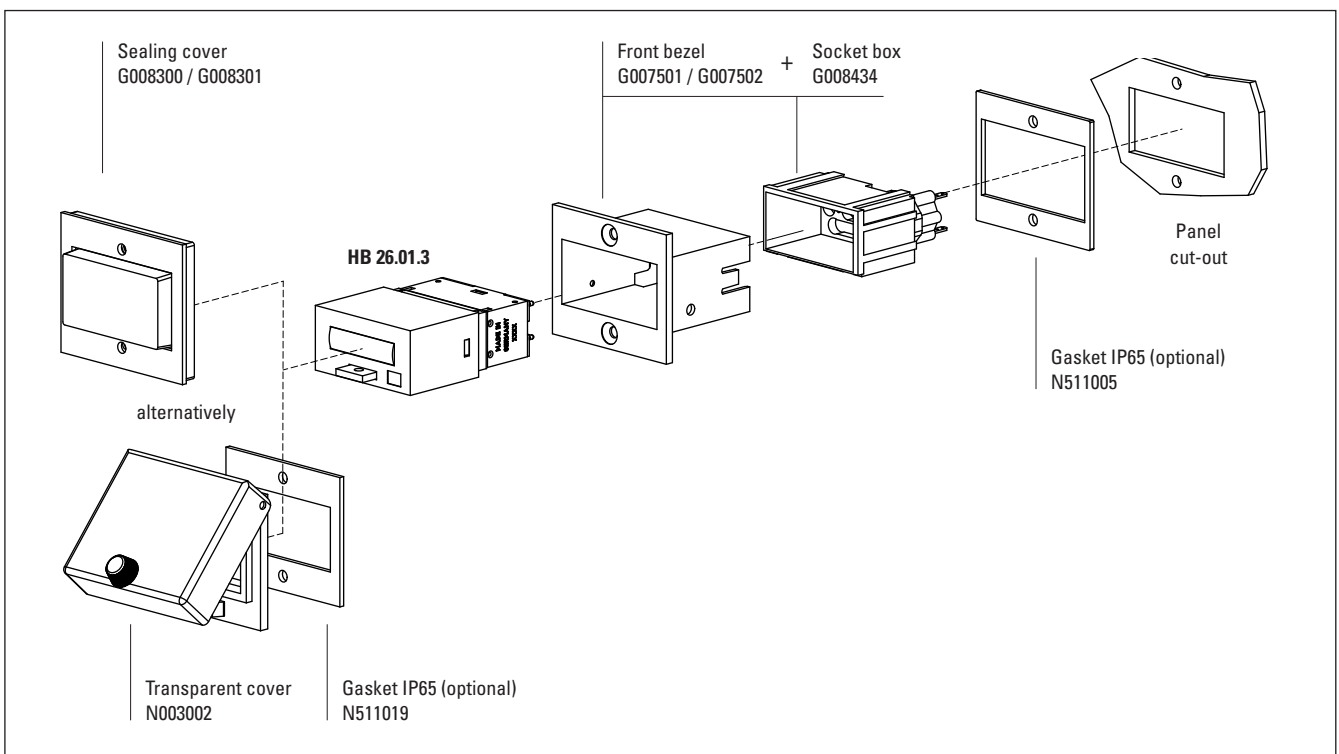
socket box 945.2 not included in delivery



- 1 Push on connector  $\varnothing$  1.5 [0.059] tinned    2 Round pin  $\varnothing$  1.6 [0.063] tinned

Type	Display	Voltage	Art. no.						
			10 ... 30 V	20 ... 30 V	36 ... 80 V	42 ... 48 V	100 ... 130 V	187 ... 264 V	360 ... 440 V
HB 26.01.3	6 digits	AC (50 Hz)		3.165.011.071		3.165.011.072	3.165.011.074	3.165.011.075	3.165.011.079
	6 digits	AC (60 Hz)		3.165.011.081		3.165.011.082	3.165.011.084	3.165.011.085	3.165.011.089
	6 digits	DC	3.165.011.351		3.165.011.353		3.165.011.381		

## Mounting examples for optional accessories



Dimensions in mm [inch]