

# METRAHIT AM BASE, AM PRO, AM TECH, AM XTRA

## METRAHIT BASE, PRO, TECH, X-TRA

### Advanced Multimeters

### OUTDOOR Special Multimeter

3-349-350-03  
14/4.18

- Digital Hand-Held Multimeters with RMS Measurement  $V_{AC\ TRMS}$ ,  $V_{AC+DC\ TRMS}$ ,  $V_{DC}$ , Hz (V), Hz (A),  $\Omega$ ,  $V_{\rightarrow}$ , °C/°F (TC)
- 4½-place display (11,999 digits), with display illumination

#### METRAHIT AM BASE / BASE

- Current measurement via clip-on current sensors:  
The transformation factor is adjustable from 1 mV:1 mA to 1 mV:1 A and is accounted for by the display.

#### METRAHIT AM TECH / TECH

- Direct Current measurement with increased accuracy and Current measurement, via clip-on current transformer and sensors
- Broad range capacitance measurement

#### METRAHIT AM XTRA / AM TECH / AM PRO / X-TRA / OUTDOOR / TECH / PRO

- Additional "low-resistance" (1 M $\Omega$ ) alternating voltage measurement
- 1 kHz / -3 dB low-pass filter can be activated

#### METRAHIT AM XTRA / X-TRA / OUTDOOR

- Direct current measurement from 10 nA to 10 A, 16 A for short periods
- Temperature measurement with Pt100(0) resistance thermometer
- Broad range capacitance measurement
- Frequency and duty cycle measurement at 2 to 5 V signals or up to 1 MHz
- Data memory and bidirectional infrared interface

#### METRAHIT OUTDOOR

- Extremely rugged, dust and water-proof variant with IP 65 protection



# CAT IV

## Applications

The multimeter is suitable for universal use in electrical engineering, electrical installation, laboratory applications, telecommunication, training etc.

The instrument can be used in the field and is equipped with internal, mains-independent supply power.

## Features

### Three Connector Jacks with Automatic Blocking Sockets (ABS) <sup>1)</sup>

All current ranges are implemented via a single connector jack which prevents any possibility of operator error. Beyond this, the automatic blocking sockets prevent incorrect connection of the measurement cables, as well as selection of the wrong measured quantity. Danger to the user, the instrument and the device under test resulting from operator error is thus ruled out.

<sup>1)</sup> Patented (patent no. EP 1801 598, US 7,439,725)

### Overload Protection

The instrument is safeguarded for up to 1000 V in all measuring functions by overload protection. Voltages of greater than 1000 V and current of greater than 10 or 16 A are indicated acoustically. Dangerous contact voltages are indicated when the 1 kHz low-pass filter is activated.

The FUSE display appears at **METRAHIT AM XTRA / X-TRA / OUTDOOR**, **METRAHIT AM TECH / TECH** and **METRAHIT AM PRO / PRO** instruments in order to indicate that the fuse for the current measuring input has blown.

### RMS Value with Distorted Waveshape

The utilized measuring method allows for waveshape independent RMS measurement (TRMS AC and AC+DC) for voltage and current (**METRAHIT AM XTRA / X-TRA / OUTDOOR** up to 20 kHz).

### Activatable Filter for V AC Measurement

A 1 kHz low-pass filter can be activated if required, for example when measuring motor voltage at electronic frequency converters. The input signal is checked by a voltage comparator for dangerous voltages as long as the low-pass filter is activated.

### Measuring 5 V Square-Wave Signals with the METRAHIT AM XTRA / X-TRA / OUTDOOR

This function makes it possible to test circuits and transmission cables by measuring the frequency and the duty cycle of pulses with amplitudes of 2 to 5 V and frequencies of 100 Hz to 1 MHz.

### Analog Scale for Quick Trend Display – Bar Graph or Pointer

The analog scale (with additional negative range for zero-frequency quantities) allows for faster recognition of measured value fluctuation than is possible with a digital display. The instrument can be switched back and forth between bar graph and pointer display.

# METRAHIT AM BASE, AM PRO, AM TECH, AM XTRA


## METRAHIT BASE, PRO, TECH, X-TRA

### Advanced Multimeters

#### Automatic or Manual Measuring Range Selection

Measured quantities are selected by means of a rotary switch and a function key. The measuring range is automatically matched to the measured values. The measuring range can also be selected and fixed manually with a key.

#### Fast Acoustic Continuity Test

Testing for short circuiting and interruption is possible with the selector switch in the  position. The threshold value for acoustic signaling can be set to 1, 10, 20, 30, 40 or 90 Ω.

#### Automatic Storage of Measured Values \*

The DATA function automatically saves the digitally displayed measured value after settling in. Acoustic signaling is also used to indicate whether the new measured value deviates from the initial reference value by less or more than 0.1% of the measuring range.

\* Patented

#### Storage of Min-Max Values

Comparable to the slave-pointer function of an analog instrument, the device saves the highest and lowest measured values after the MIN/MAX function has been activated or reset. These extreme values can be queried at the display.

#### Battery Charging Status – Power Saving Circuit

The battery charging status is indicated by means of four symbols. The device is switched off automatically if the measured value remains unchanged for a period of between 10 and 59 minutes (adjustable), and if none of the controls are activated during this time. Automatic shutdown can be deactivated by switching the instrument to continuous operation.

**METRAHIT AM XTRA / X-TRA / OUTDOOR:** The infrared interface can be switched off in the standby mode.

#### Protective Cover for Harsh Conditions

The instrument is protected against damage in the event of impacts or dropping by means of a soft rubber cover with tilt stand and test probe holder. The rubber material also assures that the instrument does not wander if it is set up on a vibrating surface.

#### Infrared Data Interface with METRAHIT AM XTRA / X-TRA / OUTDOOR

The device can be remote configured, and momentary and stored measurement data can be read out via the bidirectional infrared interface. The USBX-TRA interface adapter and METRAWIN 10 software are required to this end (see accessories). Interface protocol and device driver software for LabVIEW® (National Instruments™) are available upon request.









#### DAkKS Calibration Certificate

The multimeters are furnished with an internationally valid DAkKS calibration certificate (recognized by EA and ILAC). After the specified calibration interval has elapsed (recommended interval: 1 to 3 years), the multimeters can be inexpensively recalibrated in our own DAkKS calibration laboratory.

#### Applicable Regulations and Standards

IEC/DIN EN 61 010 -1 VDE 0411-1	Safety requirements for electrical equipment for measurement, control and laboratory use
DIN EN 61 326-1 VDE 0843-20-1	Electrical equipment for measurement, control and laboratory use – EMC requirements – Part 1: General requirements
DIN EN 60529 DIN VDE 0470-1	Test instruments and test procedures – degrees of protection provided by enclosures (IP code)

#### Overview

Function	METRAHIT AM XTRA METRAHIT X-TRA / OUTDOOR	METRAHIT AM TECH METRAHIT TECH	METRAHIT AM PRO METRAHIT PRO	METRAHIT AM BASE METRAHIT BASE
V AC / Hz TRMS (Ri ≥ 9 MΩ)	• & 1kHz \ Filter	• & 1kHz \ Filter	• & 1kHz \ Filter	•
V AC TRMS (Ri = 1 MΩ)	• & 1kHz \ Filter	• & 1kHz \ Filter	• & 1kHz \ Filter	—
V AC+DC TRMS (Ri ≥ 9 MΩ)	•	•	•	•
V DC (Ri ≥ 9 MΩ)	•	•	•	•
... 1 MHz 5 V AC 	•	—	—	—
Duty cycle as %	•	—	—	—
Hz (V AC)	... 100 kHz	... 100 kHz	... 100 kHz	... 100 kHz
Bandwidth, V AC	15 Hz ... 20 kHz	15 Hz ... 10 kHz	15 Hz ... 10 kHz	15 Hz ... 1 kHz
A AC / Hz TRMS	100 μA 1/10/100 mA 1 A / 10 (16) A	10/100 mA 1 A / 10 (16) A	1 A / 10 (16) A	—
A AC+DC TRMS	—	—	—	—
A DC	—	—	—	—
Fuse	10 A/1000 V	10 A/1000 V	10 A/1000 V	—
Transformation factor 	—	•	—	•
A AC  / Hz TRMS	—	mV/A mA/A	—	mV/A Ri = 1 MΩ
A AC+DC  TRMS	—	mV/A mA/A	—	mV/A Ri = 1 MΩ
A DC 	—	mV/A mA/A	—	mV/A Ri = 1 MΩ
Hz (A AC)	... 30 kHz	... 30 kHz	... 30 kHz	... 30 kHz
Resistance Ω	•	•	•	•
Continuity 	•	•	•	•
Diode ... 5,1 V 	•	•	•	•
Temperature TC (K)	•	•	•	•
Temperature RTD	•	—	—	—
Capacitance 	•	•	—	—
MIN/MAX / data hold	•	•	•	•
4 MBit memory <sup>1)</sup>	•	—	—	—
IR Interface	•	—	—	—
Power pack adapter socket	•	—	—	—
Protection	IP52 / IP65	IP52	IP52	IP52
Measuring category	1000 V CAT III 600 V CAT IV	1000 V CAT III 600 V CAT IV	1000 V CAT III 600 V CAT IV	1000 V CAT III 600 V CAT IV

<sup>1)</sup> For 15,400 measured values, sampling rate adjustable from 0.1 second to 9 hours

#### Included

- multimeter
- pair of safety measurement cables with 4 mm test probes, 1000 V CAT III, 600 V CAT IV (KS17-2)
- batteries, 1.5 V, type AA
- DAkKS calibration certificate
- protective rubber cover (METRAHIT AM XTRA / X-TRA / OUTDOOR only)
- condensed operating instructions\*, English/German

\* Detailed operating instructions are available for download on the Internet at [www.gossenmetrawatt.com](http://www.gossenmetrawatt.com)

#### Voluntary Manufacturer's Guarantee

- 36 months for materials and workmanship  
1 to 3 years for calibration (depending upon application)

# METRAHIT AM BASE, AM PRO, AM TECH, AM XTRA METRAHIT BASE, PRO, TECH, X-TRA Advanced Multimeters

## Characteristic Values

Meas. Function	Measuring Range	Resolution at Upper Range Limit		Input Impedance		Intrinsic Uncertainty under Reference Conditions			Overload Capacity 2)		
		11,999	1199	$\equiv$	$\sim / \approx$	$\pm(\dots \% \text{ rdg.} + \dots \text{ d})$	$\pm(\dots \% \text{ rdg.} + \dots \text{ d})$	$\pm(\dots \% \text{ rdg.} + \dots \text{ d})$	Value	Time	
<b>V</b>	100 mV	10 $\mu$ V		$\geq 9 \text{ M}\Omega$	$\geq 9 \text{ M}\Omega // < 50 \text{ pF}$	$0.09 + 5$ with ZERO	$1 + 30 (> 300 \text{ d})^{1)}$	$1 + 30 (> 300 \text{ d})^{1)}$	1000 V DC AC RMS sine	Continuous	
	1 V	100 $\mu$ V		$\geq 9 \text{ M}\Omega$	$\geq 9 \text{ M}\Omega // < 50 \text{ pF}$	$0.05 + 3$	$0.5 + 9 (> 200 \text{ d})$	$1 + 30 (> 300 \text{ d})$			
	10 V	1 mV		$\geq 9 \text{ M}\Omega$	$\geq 9 \text{ M}\Omega // < 50 \text{ pF}$	$0.05 + 3$	$0.5 + 9 (> 200 \text{ d})$	$1 + 30 (> 300 \text{ d})$			
	100 V	10 mV		$\geq 9 \text{ M}\Omega$	$\geq 9 \text{ M}\Omega // < 50 \text{ pF}$	$0.05 + 3$	$0.5 + 9 (> 200 \text{ d})$	$1 + 30 (> 300 \text{ d})$			
	1000 V	100 mV		$\geq 9 \text{ M}\Omega$	$\geq 9 \text{ M}\Omega // < 50 \text{ pF}$	$0.09 + 3$	$0.5 + 9 (> 200 \text{ d})$	$1 + 30 (> 300 \text{ d})$			
<b>Voltage drop, approx. at upper range limit</b>											
<b>A</b>	AM XTRA X-TRA OUTDOOR AM PRO PRO	100 $\mu$ A	10 nA		12 mV	12 mV	$0.5 + 5$	$1.5 + 10 (> 200 \text{ d})$	$1.5 + 30 (> 200 \text{ d})$	0,2 A	Continuous
		1 mA	100 nA		120 mV	120 mV	$0.5 + 3$	$1.5 + 10 (> 200 \text{ d})$	$1.5 + 30 (> 200 \text{ d})$		
		10 mA	1 $\mu$ A		16 mV	16 mV	$0.5 + 3$	$1.5 + 10 (> 200 \text{ d})$	$1.5 + 30 (> 200 \text{ d})$		
		100 mA	10 $\mu$ A		160 mV	160 mV	$0.5 + 3$	$1.5 + 10 (> 200 \text{ d})$	$1.5 + 30 (> 200 \text{ d})$		
		1 A	100 $\mu$ A		40 mV	40 mV	$0.9 + 10$	$1.5 + 10 (> 200 \text{ d})$	$1.5 + 30 (> 200 \text{ d})$		
<b>A</b>	AM TECH TECH	10 mA	1 $\mu$ A		16 mV	16 mV	$0.1 + 5$	$1 + 10 (> 200 \text{ d})$	$1.5 + 30 (> 200 \text{ d})$	0,2 A	Continuous
		100 mA	10 $\mu$ A		160 mV	160 mV	$0.1 + 5$	$1 + 10 (> 200 \text{ d})$	$1.5 + 30 (> 200 \text{ d})$		
		1 A	100 $\mu$ A		40 mV	40 mV	$0.9 + 10$	$1 + 10 (> 200 \text{ d})$	$1.5 + 30 (> 200 \text{ d})$		
		10 A	1 mA		600 mV	600 mV	$0.9 + 10$	$1 + 10 (> 200 \text{ d})$	$1.5 + 30 (> 200 \text{ d})$		
		Factor: 1:1/10/100/1000	Input	Input impedance							
<b>A</b>	AM TECH TECH	0,1/1/10/100 A	100 mA	Current measuring input ( $\text{A}$ socket)		Specification see current ranges A (TECH) plus clip-on current sensor error			Measuring input 0,2 A continuous 10 A: 5 min		
		1/10/100/1000 A	1 A								
		10/100/1000/10000A	10 A								
<b>A</b>	AM TECH TECH AM BASE BASE	0,1/1/10/100 A	100 mV	Voltage measurement input TECH: ( $\text{V}$ socket) $R_i = 1 \text{ M}\Omega/9 \text{ M}\Omega$ BASE: ( $\text{V}$ socket) $R_i \sim 1 \text{ M}\Omega$		$\pm(0.5\% \text{ rdg.} + 10 \text{ d})$	$\pm(1\% \text{ rdg.} + 30 \text{ d})$ > 300 d	$\pm(1\% \text{ rdg.} + 30 \text{ d})$ > 300 d	Measurement input 1000 V RMS Max. 10 s		
		1/10/100/1000 A	1 V								
		10/100/1000/10000A	10 V								
<b><math>\Omega</math></b>		100 $\Omega$	10 m $\Omega$	Open-circuit voltage	Meas. curr. @ range limit	$\pm(\dots \% \text{ rdg.} + \dots \text{ d})$			1000 V DC AC RMS sine	Max. 10 s	
		1 k $\Omega$	100 m $\Omega$	< 1.4 V	Approx. 300 $\mu$ A	$0.2 + 5$ with active ZERO function					
		10 k $\Omega$	1 $\Omega$	< 1.4 V	Approx. 250 $\mu$ A	$0.2 + 5$					
		100 k $\Omega$	10 $\Omega$	< 1.4 V	Approx. 100 $\mu$ A	$0.2 + 5$					
		1 M $\Omega$	100 $\Omega$	< 1.4 V	Approx. 12 $\mu$ A	$0.2 + 5$					
		10 M $\Omega$	1 k $\Omega$	< 1.4 V	Approx. 1.2 $\mu$ A	$0.2 + 5$					
		40 M $\Omega$	10 k $\Omega$	< 1.4 V	Approx. 125 nA	$0.5 + 10$					
				< 1.4 V	Approx. 20 nA	$2.0 + 10$					
$\text{d})$	100 $\Omega$	—	0.1 $\Omega$	Approx. 8 V	Approx. 1 mA const.	$3 + 5$					
$\rightarrow$	5,1 V <sup>3)</sup>	—	1 mV	Approx. 8 V	Approx. 1 mA const.	$0.5 + 3$					
<b>F</b>	AM XTRA X-TRA OUTDOOR AM TECH TECH	Discharge resist.		$U_0 \text{ max}$		$\pm(\dots \% \text{ rdg.} + \dots \text{ d})$			1000 V DC AC RMS sine	Max. 10 s	
		10 nF	10 pF	10 M $\Omega$	0.7 V	$1 + 6^{4)}$ with ZERO function active					
		100 nF	100 pF	1 M $\Omega$	0.7 V	$1 + 6^{4)}$					
		1 $\mu$ F	1 nF	100 k $\Omega$	0.7 V	$1 + 6^{4)}$					
		10 $\mu$ F	10 nF	12 k $\Omega$	0.7 V	$1 + 6^{4)}$					
		100 $\mu$ F	100 nF	3 k $\Omega$	0.7 V	$5 + 6^{4)}$					
1000 $\mu$ F	1 $\mu$ F	3 k $\Omega$	0.7 V	$5 + 6^{4)}$							
<b>Hz (V)</b> <b>Hz (A)</b> <b>Hz (A<math>\succ</math>)</b> <b>Hz (V)</b> <b>Hz (A)</b>		100.00 Hz	0.01 Hz	$f_{\text{min}}^{5)}$	1 ... 100 Hz	$\pm(\dots \% \text{ rdg.} + \dots \text{ d})$			Hz (V) <sup>6)</sup> , Hz (A $\succ$ ) <sup>6)</sup> , 1000 V Hz (A): <sup>7)</sup>	Max. 10 s	
		1.0000 kHz	0.1 Hz			$0.05 + 3^{8)}$					
		10.000 kHz	1 Hz								
		100.00 kHz	10 Hz								
		30.00 kHz	10 Hz								
<b>MHz</b> <b>%</b>	AM XTRA X-TRA OUTDOOR	100 Hz ... 1 MHz	0,01 ... 100 Hz			$0.05 + 3$	$> 2 \text{ V} \dots 5 \text{ V}$		1000 V	Max. 10 s	
		2.0 ... 98 %	—	0.01%	100 Hz ... 1 kHz	1 Hz	$0.1 \text{ R}$	$> 2 \text{ V} \dots 5 \text{ V}$			
		5.0 ... 95 %	—	0.01%	... 10 kHz	1 Hz	$0.1 \text{ R per kHz}$	$> 2 \text{ V} \dots 5 \text{ V}$			
10 ... 90 %	—	0.01%	...100 kHz	1 Hz	$0.1 \text{ R per kHz}$	$> 2 \text{ V} \dots 5 \text{ V}$					
<b><math>^{\circ}\text{C}/^{\circ}\text{F}</math></b>	Pt 100 AM XTRA X-TRA OUTD. Pt 1000 AM XTRA X-TRA OUTD. K (NiCr-Ni)	— 200.0 ... +850.0 $^{\circ}\text{C}$ — 150.0 ... +850.0 $^{\circ}\text{C}$ — 250.0 ... +1372.0 $^{\circ}\text{C}$	0.1 $^{\circ}\text{C}$			$\pm(\dots \% \text{ rdg.} + \dots \text{ d})$			1000 V DC/AC RMS Sine	Max. 10 s	
						$0.3 + 15^{9)}$					
						$0.3 + 15^{9)}$					
							$1\% + 5 \text{ K}^{9)}$				

1) Values of less than 200 digits are suppressed in the mV range

2) At 0  $^{\circ}\text{C}$  ... + 40  $^{\circ}\text{C}$

3) Displays up to max. 5.1 V, "OL" in excess of 5.1 V

4) Applies to measurements at film capacitors

5) Lowest measurable frequency for sinusoidal measuring signals symmetrical to the zero point

6) Overload capacity of the voltage measurement input:

power limiting: frequency x voltage max.  $3 \times 10^9 \text{ V} \times \text{Hz}$  for  $U > 100 \text{ V}$

7) Overload capacity of the current measurement input:

See current measuring ranges for maximum current values

8) Input sensitivity, sinusoidal signal, 10% to 100% of the measuring range

9) Plus sensor deviation

10) Residual value deviates within 1 ... 30 d from the zero point due to TRMS converter

when probe tips are short-circuited. See frequency influence on page 4

11) Off-time > 30 min. and  $T_A \leq 40 \text{ }^{\circ}\text{C}$

Key: d= digit(s), R = measuring range, rdg. = measured value (reading)

# METRAHIT AM BASE, AM PRO, AM TECH, AM XTRA

## METRAHIT BASE, PRO, TECH, X-TRA

### Advanced Multimeters

#### Internal Clock

Time format DD.MM.YYYY hh:mm:ss  
 Resolution 0.1 s  
 Accuracy  $\pm 1$  min. per month  
 Temperature Influence 50 ppm/K

#### Influencing Quantities and Influence Error

Influencing Quantity	Sphere of Influence	Measured Quantity / Measuring Range <sup>1)</sup>	Influence Error (...% rdg. + ... d) / 10 K
Temperature	-10 °C ... +21 °C and +25 °C ... +50 °C	V $\equiv$	0.2 + 10
		V $\sim$	0.4 + 10
		100 $\Omega$ ... 1 M $\Omega$	0.5 + 10
		> 1 M $\Omega$	1 + 10
		mA/A $\equiv$	0.5 + 10
		mA/A $\approx$	0.8 + 10
		10 nF ... 100 $\mu$ F	1 + 5
		Hz	0.2 + 10
		°C/°F (Pt100/Pt1000)	0.5 + 10
°C/°F thermocouple K	0.2 + 10		

<sup>1)</sup> With zero balancing

Influencing Qty.	Meas. Qty. / Meas. Range	Sphere of Influence	Intrinsic Uncertainty <sup>3)</sup> $\pm$ (... % rdg. + ... d)		
			METRAHIT AM XTRA METRAHIT X-TRA METRAHIT OUTDOOR METRAHIT AM TECH METRAHIT TECH METRAHIT AM PRO METRAHIT Pro	METRAHIT AM BASE METRAHIT BASE	
Fre- quency	100.00 mV	> 15 Hz ... 45 Hz	3 + 30	3 + 30	
		> 65 Hz ... 1 kHz	2 + 30	3 + 30	
		> 1 kHz ... 10 kHz	3 + 30	—	
		1.0000 V ... 100.00 V	> 15 Hz ... 45 Hz	2 + 9	3 + 9
			> 65 Hz ... 1 kHz	1 + 9	3 + 9
			> 1 kHz ... 10/20kHz <sup>4)</sup>	3 + 9	—
	1000.0 V <sup>2)</sup>	> 15 Hz ... 45 Hz	2 + 9	3 + 9	
		> 65 Hz ... 1 kHz	2 + 9	3 + 9	
		> 1 kHz ... 10 kHz	3 + 30	—	
	A <sub>AC</sub>	100.00 $\mu$ A ... 10.0000 A	> 15 Hz ... 45 Hz > 65 Hz ... 10 kHz	3 + 10	—
		A <sub>AC</sub> $\gg$ $\infty$	100 mV / 1 V / 10 V	—	3 + 10

<sup>2)</sup> Power limiting: frequency x voltage max.  $3 \times 10^6$  V x Hz for U > 100 V

<sup>3)</sup> The accuracy specification for frequency response is valid within a display value range of 10% to 100% of the measuring range for both measuring modes with the TRMS converter in the AC and (AC+DC) ranges.

<sup>4)</sup> METRAHIT AM XTRA / X-TRA / OUTDOOR: Frequency response up to 20 kHz,  
 METRAHIT AM TECH / TECH: Frequency response up to 10 kHz,  
 METRAHIT AM PRO / PRO: Frequency response up to 10 kHz,  
 METRAHIT AM BASE / BASE: Frequency response up to 1 kHz

Influencing Quantity	Sphere of Influence	Measured Quantity / Measuring Range	Influence Error <sup>5)</sup>
Crest factor CF	1 ... 3	V $\sim$ , A $\sim$	$\pm 1$ % rdg.
	> 3 ... 5		$\pm 3$ % rdg.

<sup>5)</sup> Except for sinusoidal waveshape

Influencing Quantity	Sphere of Influence	Measured Quantity	Influence Error
Relative humidity	75%	V, A, $\Omega$ , F, Hz, °C	1 x intrinsic uncertainty
	3 days instrument off		
Battery voltage	1.8 to 3.6 V	ditto	Included in intrinsic uncertainty

Influencing Quantity	Sphere of Influence	Measured Quantity / Measuring Range	Damping
Common Mode Interference Voltage	Interference quantity max. 1000 V $\sim$ 50 Hz ... 60 Hz, sine	V $\equiv$	> 120 dB
		1 V $\sim$ , 10 V $\sim$	> 80 dB
		100 V $\sim$ 1000 V $\sim$	> 70 dB > 60 dB
Series Mode Interference Voltage	Interference quantity: V $\sim$ , respective nominal value of the measuring range, max. 1000 V $\sim$ , 50 Hz ... 60 Hz, sine	V $\equiv$	> 50 dB
		V $\sim$	> 110 dB

#### Reference Conditions

Ambient temperature +23 °C  $\pm$  2 K  
 Relative humidity 40 ... 75%  
 Measured qty. frequency 45 ... 65 Hz  
 Measured qty. waveshape Sine  
 Battery voltage 3 V  $\pm$  0.1 V

#### Response Time (after manual range selection)

Measured Quantity / Measuring Range	Response Time Digital Display	Measured Quantity waveshape
V $\equiv$ , V $\sim$ AV $\equiv$ , A $\sim$	1.5 s	From 0 to 80% of upper range limit value
100 $\Omega$ ... 1 M $\Omega$	2 s	
10/40 M $\Omega$	5 s	
Continuity °C (Pt 100)	< 50 ms Max. 3 s	From $\infty$ to 50% of upper range limit value
$\rightarrow$	1.5 s	
10 nF ... 100 $\mu$ F	Max. 2 s	From 0 to 50% of upper range limit value
1 000 $\mu$ F > 10 Hz	Max. 7 s 1.5 s	

#### Data Interface (METRAHIT AM XTRA / X-TRA / OUTDOOR only)

Type Optical via infrared light through the housing  
 Data transmission Serial, bidirectional (not IrDa compatible)  
 Protocol Device specific  
 Baud rate 38,400 baud  
 Functions

- Select/query measuring functions and parameters
- Query momentary measurement data
- Read out stored measurement data

The USBX-TRA plug-in interface adapter (see accessories) is used for adaptation to the PC's USB port.

#### Internal Measured Value Storage (METRAHIT AM XTRA / X-TRA / OUTDOOR only)


Memory capacity 4 MBit / 540 kB for approx. 15,400 measured values with date and time stamp

# METRAHIT AM BASE, AM PRO, AM TECH, AM XTRA

## METRAHIT BASE, PRO, TECH, X-TRA

### Advanced Multimeters

#### Power Supply

Battery	2 ea. 1.5 V mignon cell (2 ea. size AA), alkaline manganese per IEC LR6 (2 ea. 1.2 V NiMH rechargeable battery also possible)
Service life	with alkaline manganese: approx. 200 hours
Battery test	Battery capacity display with battery symbol in 4 segments:  . Querying of momentary battery voltage via menu function.
Power OFF function	Multimeter is switched off automatically: – If battery voltage drops to below prox. 1.8 V – If none of the keys or the rotary switch are activated for an adjustable duration of 10 to 59 minutes, and the multimeter is not in the continuous operation mode
Power pack socket (METRAHIT AM XTRA / X-TRA / OUTDOOR only)	If the NAX-TRA power pack has been plugged into the instrument, the batteries are disconnected automatically. Rechargeable batteries can only be recharged externally.

#### Display

LCD panel (65 mm x 36 mm) with analog and digital display including unit of measure, type of current and various special functions

#### Background illumination

Background illumination is switched off approximately 1 minute after it has been activated.

#### Analog

Display	LCD scale with bar graph or pointer, depending on the selected parameter setting
Scaling	With 4 division lines each, 1 bar/pointer corresponds to 500 digits at the digital display
Polarity display	With automatic switching
Overflow display	With the ► symbol
Measuring rate	40 measurements per second and display refresh

#### Digital

Display / char. height	7-segment characters / 15 mm
Number of places	4½ place $\cong$ 11,999 steps
Overflow display	“OL” is displayed for $\geq 12,000$ digits
Polarity display	“–” (minus sign) is displayed if plus pole is connected to “⊥”
Measuring rate	10 and 40 measurements per second with the Min-Max function except for the capacitance, frequency and duty cycle measuring functions
Refresh rate	2 times per sec., every 500 ms

#### Acoustic Signals

For voltage	Intermittent signal at above 1000 V
For current	Intermittent signal at above 10 A continuous signal at above 16 A

#### Fuse (except for METRAHIT AM BASE/METRAHIT BASE)

Fuse	FF (UR) 10 A/1000 V AC/DC; 10 mm x 38 mm, Switching capacity: 30 kA at 1000 V AC/DC, protects the current measurement input in the 100 $\mu$ A through 10 A ranges
------	--------------------------------------------------------------------------------------------------------------------------------------------------------------------------

#### Electrical Safety

Per IEC 61010-1:2010/VDE 0411-1:2011

Safety class	II
Measuring category	III IV
Operating voltage	1000 V 600 V
Pollution degree	2
Test voltage	6.7 kV~

#### Electromagnetic Compatibility (EMC)

Interference emission	EN 61326-1: 2013, class B
Interference immunity	EN 61326-1: 2013 EN 61326-2-1: 2013

#### Ambient Conditions

Accuracy range	0 °C ... +40 °C
Operating temp. range $T_A$	–10 °C ... +50 °C
Storage temp. range	–25 °C ... +70 °C (without batteries)
Relative humidity	40 ... 75%, no condensation allowed only <b>METRAHIT OUTDOOR</b> : max. 96%
Elevation	To 2000 m
Deployment	Indoors, except within specified ambient conditions

#### Mechanical Design

Housing	Impact resistant plastic (ABS)
Dimensions	200 x 87 x 45 mm (without protective rubber cover)
Weight	Approx. 0.35 kg with batteries
Protection	Housing: IP 52 (pressure equalization by means of the housing)  Extra for <b>METRAHIT OUTDOOR</b> : Housing: IP 65

Table excerpt regarding significance of the IP code

IP XY (1 <sup>st</sup> digit X)	Protection against penetration of solid particles	IP XY (2 <sup>nd</sup> digit Y)	Protection against penetration by water
5	Dust protected	2	Dripping (15° inclination)
6	Dust-proof	5	Jet-water

# METRAHIT AM BASE, AM PRO, AM TECH, AM XTRA

## METRAHIT BASE, PRO, TECH, X-TRA

### Advanced Multimeters

#### Accessories for Operation at a PC (METRAHIT AM XTRA / X-TRA / OUTDOOR only)

##### Interface Adapter for USB Connection

The USB X-TRA bidirectional interface adapter includes the following functions:

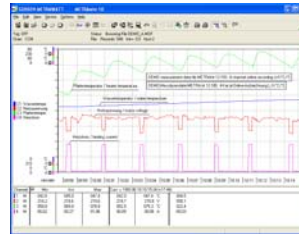
- Configure the METRAHIT AM XTRA / X-TRA / OUTDOOR from a PC.
- Transmit live measurement data to the PC.
- Read out data from memory at the METRAHIT AM XTRA / X-TRA / OUTDOOR.

The adapter does not require a separate power supply. Its baud rate is 38,400 baud. A CD ROM is included which contains current drivers for Windows operating systems.

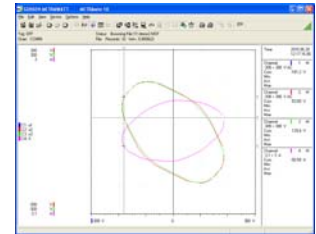


For purposes of analysis, data recorded online or read in from the device's memory can be displayed in various formats:

##### Y(t)-recorder display for up to 6 channels



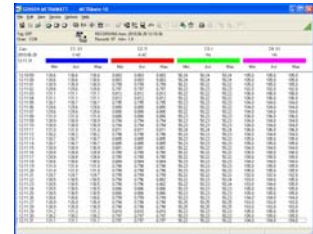
##### XY-recorder display for up to 4 channels



##### Multimeter-display for up to 4 channels



##### Tabular display for up to 10 channels



#### System Requirements

METRAwin 10 (as of version 6.20) can be run on PCs, notebooks and tablets with Microsoft Windows® Vista, 7, 8 or 10.

#### METRAwin®10/METRAHit® Software

METRAwin®10/METRAHit® software is a multilingual, measurement data logging program for recording, visualizing and documenting measured values from METRAHIT AM XTRA / X-TRA / OUTDOOR multimeters.

Communication between the PC and the measuring instrument(s) is established via available interfaces and memory adapters. Telephone modems can be interconnected as well.

Depending upon device type, one or several of the following operating modes are possible:

- **Device Configuration**  
Remote configuration and querying of device-specific functions and parameters, for example measuring function, measuring range and memory parameters. Frequently used device settings can be saved to configuration files for easy recall.
- **Online Recording of Measurement Data**  
Read-in, display and recording of momentarily measured data from the interconnected device.
  - Number of measuring channels up to 10
  - Start recording manual, triggered by measured value, time triggered
  - Recording mode > time controlled with sampling interval of 0.05 s\* ... 1 s ... 60 min  
> manually controlled  
> measured value controlled in event of exceeded limit/delta value
  - Recording duration max. 10 million intervals

\* Depending upon device type, measuring function, number of measuring channels and communication (e.g. via modem), sample intervals of less than 1 s cannot be used.

- **Reading Out and Visualizing Stored Data**

If supported by the device: read-in and display of offline data recorded to device memory.



# METRAHIT AM BASE, AM PRO, AM TECH, AM XTRA METRAHIT BASE, PRO, TECH, X-TRA Advanced Multimeters

## Order Information

Designation	Type	Article Number
<b>METRAHIT AM XTRA, METRAHIT OUTDOOR, METRAHIT AM TECH, METRAHIT AM PRO und METRAHIT AM BASE multimeters</b>		
4½-place (12,000 digits) TRMS multimeter with direct, alternating and pulsating voltage measurement (TRMS values), frequency measurement, resistance measurement, continuity test, diode measurement and temperature measurement with type K thermocouples LCD with 15 mm characters, analog bar graph and background illumination Measuring categories: 600 V/CAT IV, 1000 V/CAT III		
All multimeters include the KS17-2 measurement cable set, two mignon batteries, condensed operating instructions, CD ROM, DAKkS calibration certificate		
Same as above but with direct, alternating and pulsating current measurement (TRMS values), additional broad range capacitance measurement, precision temperature measurement with Pt100 or Pt1000 platinum resistance thermometers, frequency and duty cycle measurement, with power pack socket and IR interface, 4 MB data memory, protective rubber cover	<b>METRAHIT AM XTRA</b>	M240A
Extremely rugged water-proof multimeter for use in the field (IP 65) with the following functions: <b>METRAHIT AM XTRA</b>	<b>METRAHIT OUTDOOR</b>	M2400
Same as above but with direct, alternating and pulsating current measurement (TRMS values), additional broad range capacitance measurement, with additional current measurement via clip-on current transformers or sensors with current or voltage output, each with adjustable transformation factors	<b>METRAHIT AM TECH</b>	M243A
Same as above but with additional protective rubber cover	<b>METRAHIT AM TECH+GH</b>	M243E
Same as above but with additional direct, alternating and pulsating current measurement (RMS values),	<b>METRAHIT AM PRO</b>	M242A
HC20 measuring case with TRMS multimeter <b>METRAHIT Pro</b> and WZ12A AC current transformer	<b>METRAHIT AM PRO Set</b>	M242D
Same as above but with additional protective rubber cover	<b>METRAHIT AM PRO+GH</b>	M242E
Same as above but with current measurement via clip-on current sensor with voltage output (see accessories) instead of direct current measurement, and adjustable transformation factors.	<b>METRAHIT AM BASE</b>	M241A
<b>Accessories for operation at a PC (for METRAHIT AM XTRA / X-TRA / OUTDOOR only)</b>		
IR-USB bidirectional interface adapter	<b>USBX-TRA</b>	Z216C
<b>METRAwin 10</b> software	<b>METRAwin 10</b>	GTZ3240000R0001
<b>Accessories for temperature measurement with resistance thermometer (METRAHIT AM XTRA only)</b>		
Pt100 temperature sensor for surface and immersion measurement, -40 to +600 °C	Z3409	GTZ3409000R0001
Pt1000 temperature sensor for measurement in gases and liquids, -50 to +220 °C	TF220	Z102A
Pt100 oven sensor, -50 to +550 °C	TF550	GTZ3408000R0001
Ten adhesive Pt100 temperature sensors, -50 to +550 °C	TS Chipset	GTZ3406000R0001
<b>Replacement fuse (except for METRAHIT AM BASE / Base)</b>		
Fuses (pack of 10)	FF (UR) 10 A / 1000 V AC/DC	Z109L

Designation	Type	Article Number
<b>Accessories</b>		
Power pack (for <b>METRAHIT AM XTRA / X-TRA / OUTDOOR</b> only)	<b>NAX-TRA</b>	Z218G
Protective rubber cover and carrying strap	<b>GHX-TRA</b>	Z104C

## Transport Accessories

### HitBag Cordura Belt Pouch

For **METRAHIT** multimeters (with/without protective rubber cover) and METRAport



### HC20 Hard Case

For multimeter (with/without protective rubber cover) and accessories



### F836 Ever-Ready Case

For multimeter and accessories



### F829 Carrying Pouch

For multimeters (with/without protective rubber cover) and accessories



Designation	Type	Article Number
Imitation leather without protective rubber cover for <b>METRAHIT</b> and METRAmax	F829	GTZ3301000R0003
Cordura belt pouch for <b>METRAHIT</b> multimeters and METRAport	HitBag	Z115A
Imitation leather ever-ready case with cable compartment	F836	GTZ3302000R0001
Ever-ready case for 2 <b>METRAHIT</b> , 2 adapters and accessories	F840	GTZ3302001R0001
Hard case for one <b>METRAHIT</b> and accessories	HC20	Z113A
Hard case for two <b>METRAHIT</b> and accessories	HC30	Z113A

For additional information regarding accessories please refer to:

- our Measuring Instruments and Testers catalog.
- our website [www.gossenmetrawatt.com](http://www.gossenmetrawatt.com)

# METRAHIT AM BASE, AM PRO, AM TECH, AM XTRA

## METRAHIT BASE, PRO, TECH, X-TRA

### Advanced Multimeters

Current Measuring Accessories									Suitable for METRAHIT		
All current sensors and transformers are equipped with a connector cable (1.2 to 1.5 m long) with 4 mm safety banana plugs									AM BASE	AM TECH	AM XTRA AM PRO X-TRA OUTD. PRO
Type	Designation	Measuring Range	Meas. Category	Max. Wire Dia.	Transformation Factor	Frequency Range	Intrinsic Uncertainty ±(% rdg. + ...)	Article Number			
<b>DC/AC Current Sensors with Voltage Output</b>											
CP30	DC/AC clip-on current sensor, with battery mode (30 h)	5 mA to 30 A (DC / AC pk)	300 V / CAT III	25 mm	100 mV/A	DC...20 kHz (-3 dB)	1 % +2 mA	Z201B	●	●	◆
CP330	DC/AC clip-on current sensor, with 2 measuring ranges, battery mode (50 h)	Range: 0.5 ... 30 A Range: 5 ... 300 A (DC / AC rms)	300 V / CAT III	25 mm	10 mV/A; 1 mV/A	DC...20 kHz (-3 dB)	1 % + 50 mA 1 % + 100 mA	Z202B	●	●	◆
CP1100	DC/AC clip-on current sensor, with 2 measuring ranges, battery mode (50 h)	Range: 0.5 ... 100 A Range: 5 ... 1000 A (DC / AC rms)	300 V / CAT III	32 mm	10 mV/A; 1 mV/A	DC...20 kHz (-1 dB)	1 % + 100 mA 1 % + 500 mA	Z203B	●	●	◆
CP1800	DC/AC current clamp sensor, with 2 measuring ranges, battery mode (50 h)	Range: 0.5 ... 125 A Range: 5 ... 1250 A (DC / AC rms)	300 V / CAT III	32 mm	10 mV/A, 1 mV/A	DC ... 20 kHz (-1 dB)	1% + 100 mA 1% + 500 mA	Z204A	●	●	◆
<b>AC Current Sensors with Voltage Output</b>											
WZ12B	AC clip-on current sensor	10 mA~ ... 100 A~	300 V / CAT III	15 mm	100 mV/A	45 ... 65 ... 500 Hz	1.5% +0.1 mA	Z219B	●	●	◆
WZ12C	AC clip-on current sensor, with 2 measuring ranges	1 mA~ ... 15 A~, 1 ... 150 A~	300 V / CAT III	15 mm	1 mV/mA, 1 mV/A	45 ... 65 ... 400 Hz	3% + 0.15 mA, 2% + 0.1 A	Z219C	●	●	◆
WZ11B	AC clip-on current sensor, with 2 measuring ranges	0.5 ... 20 A~, 5 ... 200 A~	600 V / CAT III	20 mm	100 mV/A, 10 mV/A	30...48 ... 65 ... 500 Hz	1 ... 3%	Z208B	●	●	◆
Z3512A	AC clip-on current sensor, with 4 measuring ranges	1 mA ... 1/10/100/ 1000 A~	600 V / CAT III	52 mm	1 V/A, 100 mV/A, 10 mV/A, 1 mV/A	10...48 ... 65 ... 3 kHz	0.5 ... 3%, 0.2 ... 1%	Z225A	●	●	◆
METRA-FLEX3000	Flexible AC current sensor with 3 measuring ranges, battery mode (2000 h)	0,5 ... 30 A, 0,5 ... 300 A, 5 ... 3000 A	1000 V CAT III 600 V CAT IV	176 mm	100 mV/A, 10 mV/A, 1 mV/A	10 Hz ... 20 kHz	1% + 0.1 A 1% + 0.1 A 1% + 1 A	Z207E	●	●	◆
METRA-FLEX300M	Flexible AC miniature current sensor with 3 measuring ranges, battery mode (150 h)	1 ... 3 A, 1 ... 30 A, 5 ... 300 A	1000 V CAT III 600 V CAT IV	50 mm	1 V/A, 100 mV/A, 10 mV/A	20 Hz ... 100 kHz	1% + 0.2 A 1% + 0.2 A 1% + 1 A	Z207M	●	●	◆
<b>AC Current Transformer with Current Output</b>											
WZ12A	AC clip-on current transformer	15 ... 180 A~	300 V / CAT III	15 mm	1 mA/A	45 ... 65 ... 400 Hz	3%	Z219A	—	●	◆
WZ12D	AC clip-on current transformer	30 mA ... 150 A~	300 V / CAT III	15 mm	1 mA/A	45 ... 65 ... 500 Hz	2.5% +0.1 mA	Z219D	—	●	◆
WZ11A	AC clip-on current transformer	1 ... 200 A~	600 V / CAT III	20 mm	1 mA/A	48 ... 65 ... 400 Hz	1 ... 3%	Z208A	—	●	◆
Z3511	AC clip-on current transformer	4 ... 500 A~	600 V / CAT III	30 x 63 mm	1 mA/A	48 ... 65 ... 1 kHz	3% +0.4 A	GTZ3511 000R0001	—	●	◆
Z3512	AC clip-on current transformer	0.5 ... 1000 A~	600 V / CAT III	52 mm	1 mA/A	30...48 ... 65 ... 5 kHz	0.5% ... 0.7%	GTZ3512 000R0001	—	●	◆
Z3514	AC clip-on current transformer	1 ... 2000 A ~	600 V / CAT III	64 x 150 mm	1 mA/A	30...48 ... 65 ... 5 kHz	0.5% +0.1 A	GTZ3514 000R0001	—	●	◆
<b>Shunt Resistors for Multimeters without Current Measuring Function</b>											
NW300mA	Plug-in shunt resistor, encapsulated 1 Ω	0 ... 300 mA	300 V / CAT III	—	1 mV/mA	DC ...10 kHz	0.5%	Z205C	●	●	◆
NW3A	Plug-in shunt resistor, encapsulated 0,1 Ω	0 ... 3 A	300 V / CAT III	—	100 mV/A	DC ...10 kHz	0.5%	Z205B	●	●	◆

● with adjustable transformation factor 1: 1 / 10 / 100 / 1000

◆ without adjustable transformation factor

Edited in Germany • Subject to change without notice • PDF version available on the Internet

 GOSSEN METRAWATT

GMC-I Messtechnik GmbH  
Südwestpark 15  
90449 Nürnberg • Germany

Phone +49 911 8602-111  
Fax +49 911 8602-777  
E-Mail info@gossenmetrawatt.com  
www.gossenmetrawatt.com