



Bluetooth® printer
0554 0543

Instruction manual

en



Safety and the environment

Bluetooth

The product may only be operated in countries in which it is type approved (see Technical Data).

Changes or modifications, which are not expressly approved by the responsible official body, can lead to a withdrawal of operating permission.

Interference with data transfer can be caused by instruments which transmit on the same ISM band, e.g. microwave ovens, ZigBee.

The use of radio connections is not allowed in e.g. aeroplanes and hospitals:

- › To deactivate the radio function: Remove rechargeable battery from the instrument.

Ensure correct disposal

- › Dispose of defective rechargeable batteries and spent batteries at the collection points provided for that purpose.
- › Send the product directly to us at the end of its useful life. We will ensure that it is disposed of in an environmentally friendly manner.

Specifications

Functions and use

The Bluetooth® printer is used to produce printouts of protocols in conjunction with compatible devices:

- Testo measuring instruments, e.g. testo 330 (from firmware 1.54), testo 335 (from firmware 1.27).
- Windows Handheld PCs with Bluetooth® interface (if compatible) , Windows Mobile 2003 operating system or later, .NET Compact Framework 2.x.

Technical data

Characteristic	Values
General data	
Model	Thermal printer with Bluetooth® interface
Printing speed	50 mm/s / 1,97inch/s (typical)
Storage/operating temp.	0...+50°C / 32...122°F
Dimensions (LxWxH)	108 x 92 x 47mm / 4.25 x 3.63 x 1.85"
Weight	330g / 0.73lb (including rechargeable battery pack and paper roll)
EU Directive	89/336/EEC
Warranty	2 years (apart from printer head, rechargeable battery pack)
Rechargeable battery pack	5-cell NiMH rechargeable battery pack, 1.8 Ah
Battery charger	Universal charger, input 110 V/60 Hz or 230 V/50 Hz
Thermal paper roll	58.0mm / 2,28" wide, 36mm / 1,42" diameter

Characteristic	Values
Bluetooth® data	
Type designation	Bluegiga WT12
Specification	2.0
Radio class	Class 2
Range	<10m / < 32,8ft.
Qualified product notice	WT12
Listing identifier	B011198
Listing company	10274
Certification	<p>EU countries: Belgium (BE), Bulgaria (BG), Denmark (DK), Germany(DE), Estonia (EE), Finland (FI), France (FR), Greece (GR), Ireland (IE), Italy (IT), Latvia (LV), Lithuania (LT), Luxembourg (LU), Malta (MT), Netherlands (NL), Austria (AT), Poland (PL), Portugal (PT), Romania (RO), Sweden (SE), Slovakia (SK), Slovenia (SI), Spain (ES), Czech Republic (CZ), Hungary (HU), United Kingdom (GB), Republic of Cyprus (CY)</p> <p>EFTA Countries: Iceland, Liechtenstein, Norway, Switzerland</p> <p>Other countries: Colombia, El Salvador, Turkey, Ukraine, Australia, USA, Canada</p> <p>Information from FCC (Federal Communications Commission)</p> <ul style="list-style-type: none"> - This instrument fulfils 15 of the FCC guideline - Commissioning is subject to the following two conditions: <ol style="list-style-type: none"> 1. This instrument may not cause any dangerous interference 2. This instrument must accept any interference received, including interference which may cause undesired operation. <p>Changes</p> <p>The FCC requires that the user is informed that all changes and modifications to the instrument which are not expressly approved by Testo AG, can void the right of the user to operate the instrument.</p>

Accessories and spare parts

Designation	Article no.
5-cell NiMH rechargeable battery pack, 1.8 Ah	0515 0034
Universal charger, input 110 V/60 Hz or 230 V/50 Hz	0554 1099
Spare thermal paper, 6 rolls	0554 0569
Spare thermal paper, 6 rolls, long-term legibility for up to 10 years	0554 0568

Certification of conformity

**EG-Konformitätserklärung****EC declaration of conformity**

Für die nachfolgend bezeichneten Produkte:

We confirm that the following products:

Bluetooth - Printer

Best. Nr.: / Order No.: 0554 0543

wird bestätigt, daß sie den wesentlichen Schutzanforderungen entsprechen, die in der Richtlinie des Rates zur Angleichung der Rechtsvorschriften der Mitgliedstaaten über die **elektromagnetische Verträglichkeit** (2004/108/EG) festgelegt sind.

corresponds with the main protection requirements which are fixed in the EEC "Council Directive 2004/108/EC on the approximation of the laws of the member states relating to electromagnetic compatibility"
The declaration applies to all samples of the above mentioned product.

Zur Beurteilung der Erzeugnisse hinsichtlich elektromagnetischer Verträglichkeit im Kleingewerbebereich wurden folgende Normen herangezogen:

For assessment of the product following standards have been called upon:

Störaussendung / Pertubing radiation:
Störfestigkeit: / Pertubing resistance:

DIN EN 61326-1:2006 class B
DIN EN 61326-1:2006 table 2
FCC Rules CFR 47:2007
FCC Part 15.107 & 15.109 Class B Limit
EN 301 489-17(2002-08)

Diese Erklärung wird für:

This declaration is given in responsibility for:

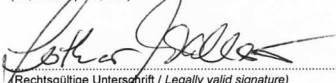
Testo AG
Postfach / P.O. Box 1140
79849 Lenzkirch / Germany
www.testo.com

abgegeben durch / by:

Herr Walleser Mr. Walleser
(Name) (name)

Vorstand Managing Director
(Stellung im Betrieb des Herstellers) (Position in the company of the manufacturer)

Lenzkirch, 07.09.2009
(Ort, Datum / place, date)


.....
(Rechtsgültige Unterschrift / Legally valid signature)

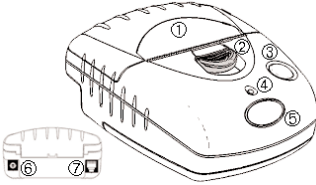


Der Hersteller betreibt ein zertifiziertes Qualitätssicherungssystem nach DIN ISO 9001

The manufacturer operates a certified quality assurance system according to DIN ISO 9001

Product description

At a glance



- ① Paper compartment cover
- ② Lock release button for paper compartment
- ③ Control key
- ④ Status LED
- ⑤ Bluetooth® module (built in)
- ⑥ Charger socket
- ⑦ Service socket: only for Testo customer service!

Displaying the operating mode

- LED off: sleep mode, automatically activated 2 minutes after a button was last pressed.
- LED lights green: standby mode, automatically activated when print data are received.
- LED flashes green: not ready for operation, e. g. paper compartment cover open or no paper inserted.
- LED flashes orange: rechargeable battery pack is being charged
- LED flashes red/green: rechargeable battery low.
- LED flashes red: Error.

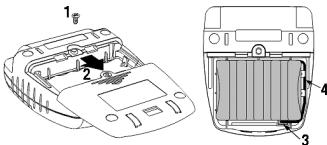
Functions of the control key

- Pressing control key in sleep mode: activates standby mode.
- Pressing control key in standby mode: activates paper feed.
- Pressing control key twice in standby mode: starts test print-out.

First steps

For safety reasons, the printer is supplied with the rechargeable battery pack inserted but not connected. The rechargeable battery pack must be connected and fully charged before using the printer for the first time.

➤ Connecting the rechargeable battery pack:



- 1 Remove screw of battery compartment.
- 2 Push battery compartment cover gently downwards, slide downwards and remove the rechargeable battery pack.
- 3 Connect rechargeable battery pack connector. Observe the polarity!
- 4 Reinsert rechargeable battery pack. Ensure that the lines are in the guide and are not trapped.

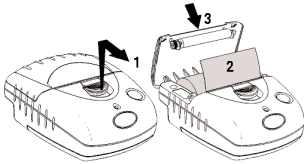
➤ **Charging the rechargeable battery pack:**

The charging time is approx. 15 hrs. The printer should not be used while the rechargeable battery is charging.

➤ Connect battery charger to a mains socket and connect the printer.

i If the battery is to stored for longer periods, it should be charged occasionally, as total discharge can damage it.

➤ **Inserting paper:**



1 Push the open button forwards until the cover springs open.

2 Unwind a small section of paper from the roll and insert the roll into the paper compartment.

3 Close the cover.

Using the product

➤ **Printing data:**

➤ Start the print process from the device transmitting the data.

