



EPM-34



EPM-4P-96 (SLIM)



ENTES  
Current  
Transformer

or



CT-25  
Max. 210 A  
Current  
Transformer



EPM-R4D



Product Code

Product Code	Description	3 ~ Current	1 ~ Current	CT-25 (210A)	Dual Demand*	.../1A	.../5A	Demand	Output Contact	Flush Mount	Rail Mount	Fixed Cur. Terminal	24-250V AC/DC	pcs / carton
EPM-4A-72	Direct Ammeter with CT-25 (120A) (CT-25 included)			●				●		●				16
EPM-4A-96	Direct Ammeter with CT-25 (120A) (CT-25 included)			●				●		●				12
EPM-4C-48	Ammeter (with Output Contact) (CT-25 not included)							●	●	●				20
EPM-4C-72	Ammeter (with Output Contact) (CT-25 not included)							●	●	●				16
EPM-4C-96	Ammeter (with Output Contact) (CT-25 not included)							●	●	●				12
EPM-4C-OG-96	Ammeter with Output Contact (for MV applications)							●	●	●		●		12
EPM-4D-48	Ammeter							●	●	●				20
EPM-4D-72	Ammeter							●	●	●				16
EPM-4D-96	Ammeter							●	●	●				12
EPM-4P-96	Ammeter (CT-25 not included)			●				●	●	●				12
EPM-R4C	Ammeter with Output Contact (Rail Mount)							●	●	●	●			16
EPM-R4D	Ammeter (Rail Mount)							●	●	●	●			16
EPM-14-96	Ammeter	●			●	●	●	●	●	●			●	12
EPM-34-96	Ammeter	●			●	●	●	●	●	●			●	12

Current TRANSFORMER (For ENTES panelmeters)

<b>CT-25</b>	Primary : 210A / Secondary : 50mA, Inner Diameter : 17.8 mm, Outer Diameter: 47 mm	72
True RMS Measurement. Programmable Current Transformer Ratio (5...10.000/5A).	Non-flammable enclosure. Double Insulation ( <input type="checkbox"/> ), Measurement Category III.	Terminal Connection. Flush mounting with rear terminals. Ambient Operating Temperature: -5°C,+50°C. IEC 61000-6-2, IEC 61000-6-4, IEC 61010-1.

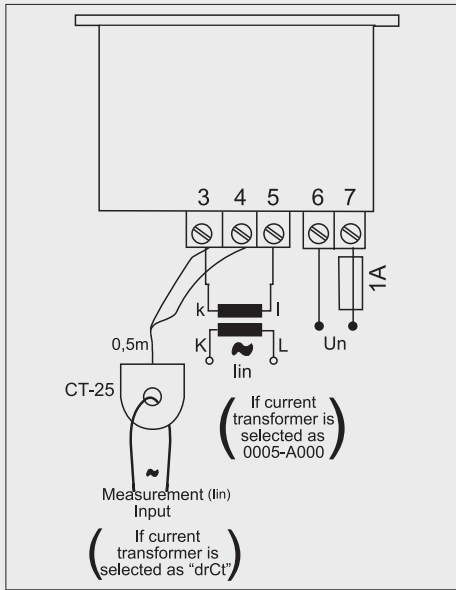
MODEL	Panel Mounted				Rail Mounted	
	EPM-4D	EPM-4C	EPM-4P	EPM-34	EPM-4A	EPM-R4D / EPM-R4C
<b>SPECIFICATIONS</b>						
<b>HOUSING</b>						
Dimensions	72x72mm PR18; Slim96 PR25, 48x96mm PR20	48x96mm PR20; Slim96 PR25	96x96mm PR 19	72x72mm PR18; Slim96 PR25		DIN3 TYP PK20
Weight	0,31kg/16pcs.(PR18), 0,28kg/20 pcs.(PR20), 0,35kg/12pcs.(PR25)	0,34kg/package=12 pcs	0,31kg/16pcs.(PR18), 0,35kg/12pcs.(PR25)			0,25kg/package=16 pcs
Display	Red LED; 14mm		Red LED,12mm	Red LED,14mm		Red LED, 10mm
<b>MEASUREMENTS</b>						
Accuracy	%1±1 digit		%0,5±1 digit	%1±1 digit		
Burden	<1VA					
<b>Current</b>						
Measurement Range	50mA-5,5A	50mA-5,5A (CT25 ile 70mA-200A)	5mA...5,5A(X/5A) 5mA...1,1A (X/1A)	50mA-5,5A (CT25 ile 70mA-200A)	50mA-5,5A	
M. R. with Transformer	50mA...10kA		5mA...5500A	50mA...10kA		
Burden	<0,5VA					
Delay Time	0-999,9 seconds			0-999,9 seconds		
Demand/Demand Time	1-60 min.		1-60 min./1-60sec.	1-60 min.		
<b>SUPPLY</b>						
Operating Voltage	110/230V AC±10%		24-250VAC/DC	110/230VAC±10%		
Power Consumption	<4 VA					
Operating Frequency	45-65Hz					
<b>OUTPUT/SETTINGS</b>						
Contact Output	1NO,5A 1250VA			1NO,5A 1250VA		
<b>STANDARDS</b>						
Security Standards	EN 61010-1					
EMC Standards	EN 61000-4-2, EN 61000-6-4					
Mechanical Endurance	EN 60529					
<b>AMBIENT CONDITIONS</b>						
Ambient Temperature	-5,+50°C		-5,+70°C	-5,+50°C		
Overvoltage Category	III					
<b>CONNECTIONS</b>						
Installation	Flush mount				Rail mount	
Connection Terminals	PR-18,PR19 Sockets with screws; PK20 With screws					
Connection Types	Single phase 2 wires		3 phase 3 wires	Single phase 2 Wires		

\* Dual Demand: 1<sup>st</sup> Demand is in terms of minutes; 2<sup>nd</sup> Demand is in terms of seconds  
\*\* 110 V AC, 60Hz Supplied devices are custom manufactured by order

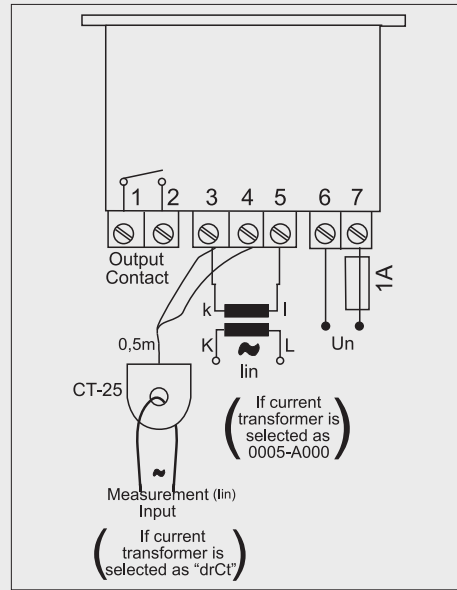
EPM / EPM-R Series

Connection Diagram

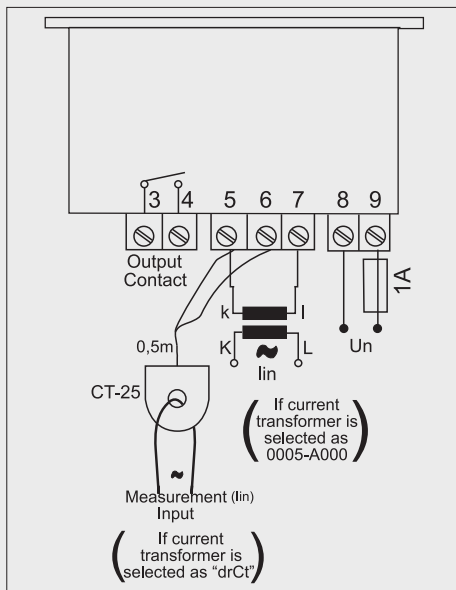
EPM-4A PR18 (72x72)



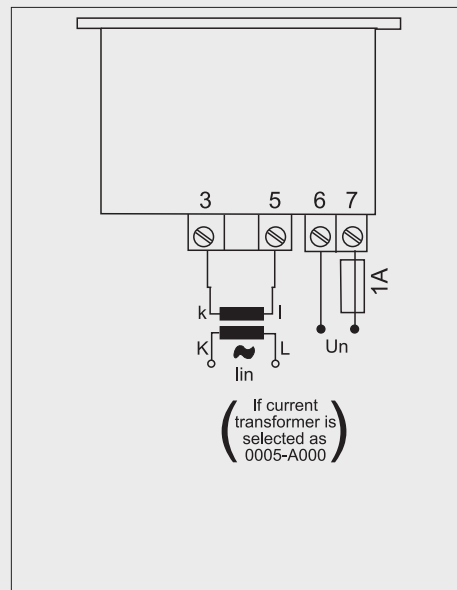
EPM-4C PR25 (96x96)



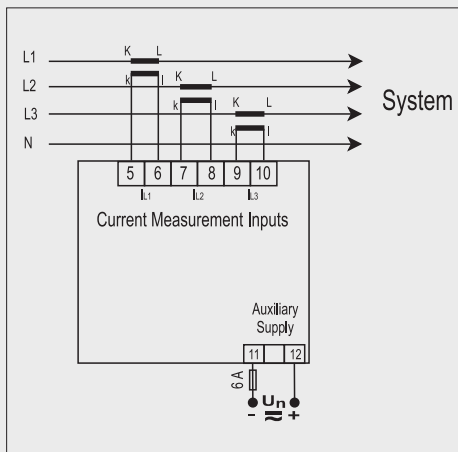
EPM-4C PR20 (48x96)



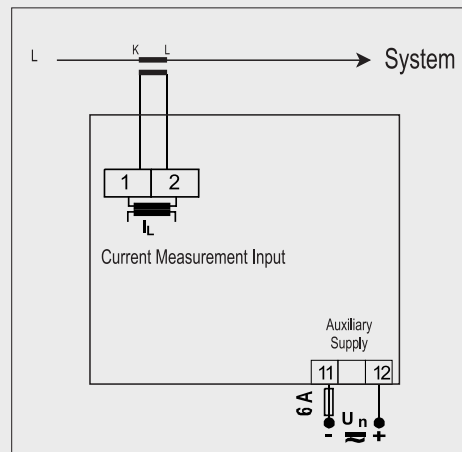
EPM-4D PR20 (48x96)



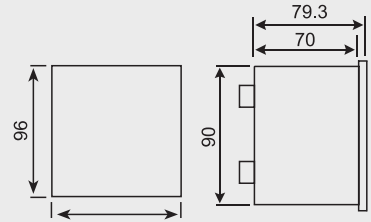
EPM-34 PR19 (96x96)



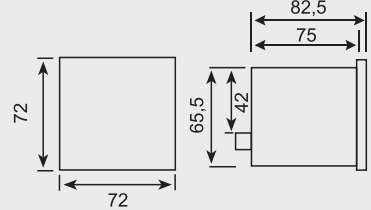
EPM-14 PR19 (96x96)



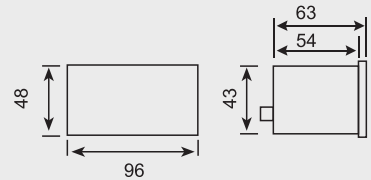
Dimensions



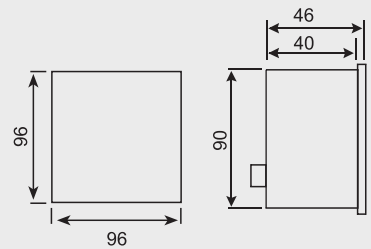
TYPE PR 19 (96x96)



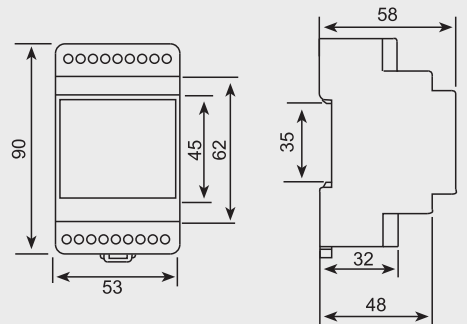
TYPE PR 18 (72x72)



TYPE PR 20 (48x96)

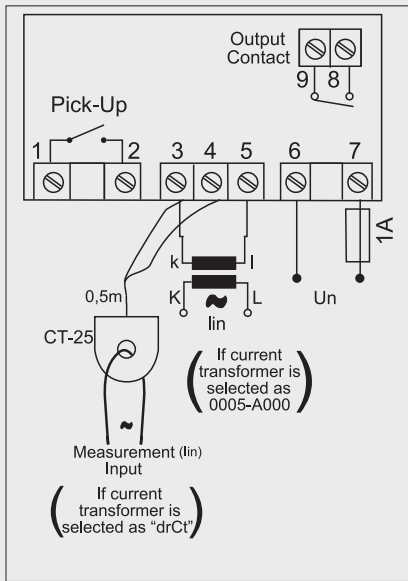


TYPE PR 25 (slim 96)

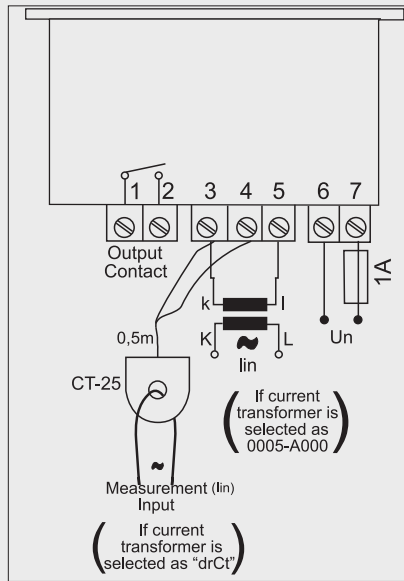


TYPE PK 20

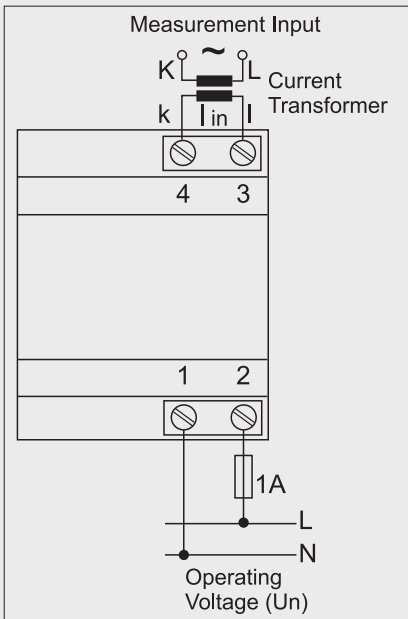
EPM-4P PR25 (96x96)



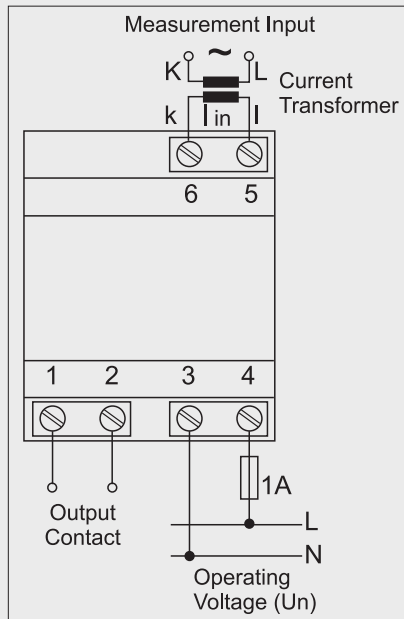
EPM-4C PR18 (72x72)



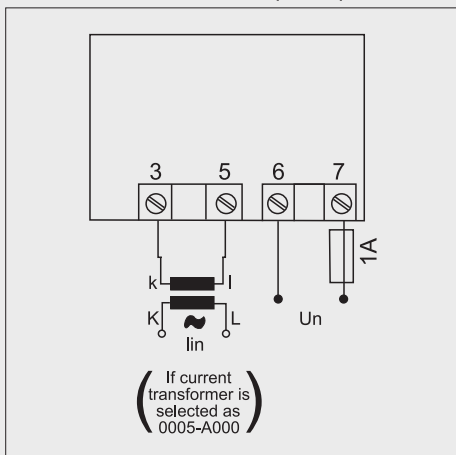
EPM-R4D PK20



EPM-R4C PK20



EPM-4D PR25 (96x96)  
PR18 (72x72)



Connection diagrams are given for reference. Please always check the latest user manual given with product.