

Datasheet

Item no. 140387/ 140386/ 140385/ 140388

V1_0717_01_en

Pilot Lamp

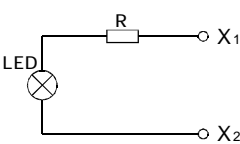
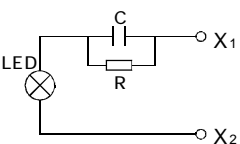
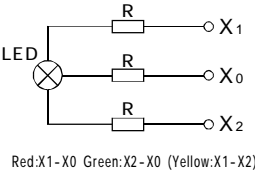
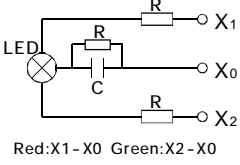
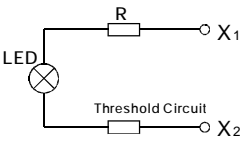
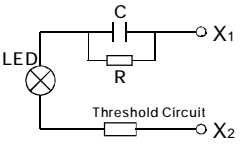
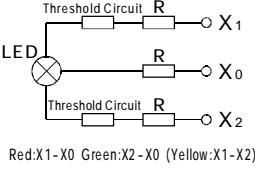
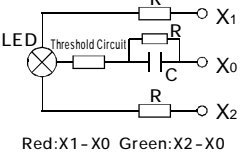
Product Overview

This series pilot lamp only use LED lamp as the light source. The advantage have: long life, gentle weight, small cubage, save energy. It is the advanced product of all kinds of the incandescence lamp and the neon lamp of the XD type. The cover of the lamp is made of PC material, and have good shock resistance. It can be used as indication pilot light, accident signal and other signals in the circuits of such equipment as telecommunication.

Specifications

- Electrical Life ≥ 30000 hours
- Permitted Voltage $\pm 20\%$ ($\geq 110V$)
- Dielectric Strength: $2.5kV(AC\ RMS)$, $1\ min$
- Usage Frequency (AC): $50 \sim 60Hz$
- Rated Operating Current: $\leq 20mA$
- Brightness: $\geq 100cd/m^2$
- Comparative Tracking Index $CT1 \geq 100$, flame retardant
- Insulation Resistance: $U_i \leq 60V, 5M\Omega$; $60V < U_i \leq 660V, 50M\Omega$
- Light Color: red, green, yellow, white, blue, orange
- Operating Temperature: $-25^\circ C \sim 55^\circ C$

Diagram of Interior Connection

	AC/DC Type Pilot Lamp	AC Type Pilot Lamp	AC/DC Type Dual-color Lamp	AC Type Dual-color Lamp
Normal Type			 Red: X1-X0 Green: X2-X0 (Yellow: X1-X2)	 Red: X1-X0 Green: X2-X0
Anti-interference Type			 Red: X1-X0 Green: X2-X0 (Yellow: X1-X2)	 Red: X1-X0 Green: X2-X0

Note: 1, AC/DC type pilot lamp is resistor step-down form; AC type pilot lamp is capacitor step-down form.

2, When voltage is 110V or above it, The temperature of outer shell of AC/DC type pilot lamp is higher than AC type pilot lamp.

Attentions

- The frequency of AC type pilot lamp is $50 \sim 60Hz$. If work in other frequency ranges, it will be broken.
- The common threshold value of anti-interference pilot lamp is below $40V$; and if you need higher threshold value please tell us.

If you need to weld, please finish it in 3 seconds by the electric iron which is below $30W$ and don't exert external force on terminals. We suggest that the threshold value shouldn't be too high. Please check the routing if the interference voltage is too high.

3, Connection error is not allowable to AC type dual-color light, otherwise pilot lamp will be broken.


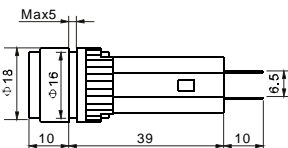
4, Avoid using welding mode to connect lines as possible and you should using general plug ($2.5 \times 0.8mm$) to connect and wear the protective sleeve.

Datasheet

Item no. 140387/ 140386/ 140385/ 140388

V1_0717_01_en

Pilot Lamp

Shape	Color	Operating Voltage	Shape & Dimensions	Remarks
	<div>R</div> <div>G</div> <div>Y</div> <div>B</div> <div>W</div>	AC/DC 110V AC/DC 230V AC/DC 380V AC 110V AC 230V AC 380V		Pintterminal

140387 : Signal lamp, 230V/50Hz, dia 16mm, IP40, blue

140386 : Signal lamp, 230V/50Hz, dia 16mm, IP40, green

140385 : Signal lamp, 230V/50Hz, dia 16mm, IP40, red

140388 : Signal lamp, 230V/50Hz, dia 16mm, IP40, white

This is a publication by Conrad Electronic SE, Klaus-Conrad-Str. 1, D-92240 Hirschau (www.conrad.com).

All rights including translation reserved. Reproduction by any method, e.g. photocopy, microfilming, or the capture in electronic data processing systems require the prior written approval by the editor. Reprinting, also in part, is prohibited. This publication represents the technical status at the time of printing.

© Copyright 2017 by Conrad Electronic SE.