



# EVERLIGHT ELECTRONICS CO.,LTD.

Device Number : DLE-033-756 REV: 1.0

T-1 3/4 (5mm) Round Shape LEDs

MODEL NO : 333-2SURC/S530-A2 ECN : \_\_\_\_\_ Page: 1/4

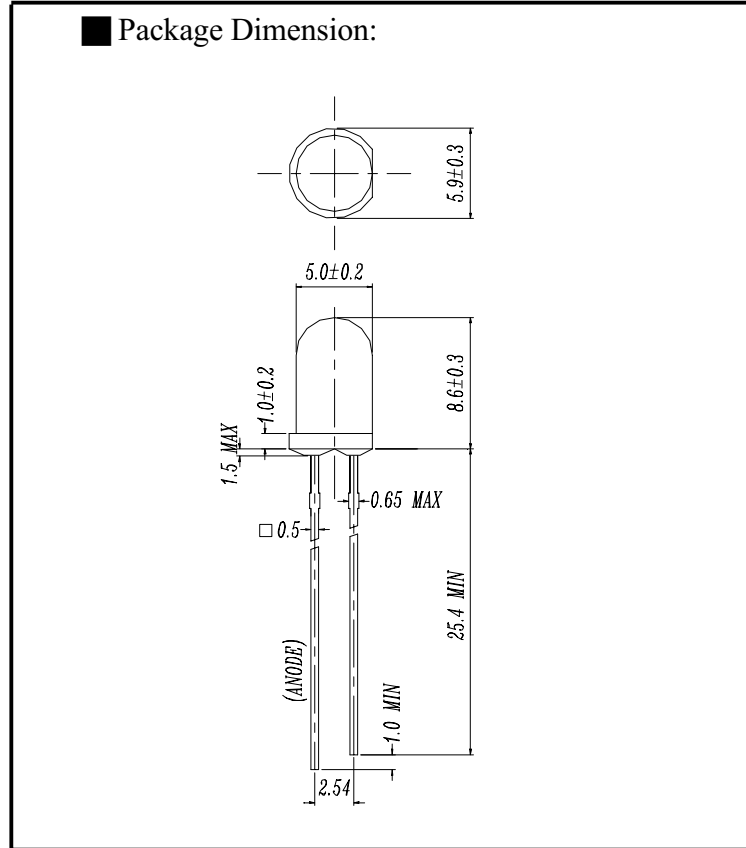
### ■ Features :

- Popular T-1 3/4 diameter package.
- Choice of various viewing angles.
- Available on tape and reel.
- Reliable and robust.

### ■ Description :

- The series is specially designed for applications require higher brightness than that achievable with standard lamp.
- The LED lamps are available with different colors, intensities, epoxy colors, etc.

### ■ Package Dimension:



### ■ Applications :

- TV Set
- Monitor
- Telephone
- Computer

### ■ NOTES :

1. All dimensions are in millimeters.
2. An epoxy meniscus may extend about 1.5mm(0.059") down to the lead.

PART NO	CHIP		Lens Color
	Material	Emitted Color	
333-2SURC/S530-A2	AlGaInP	Hyper Red	Water Clear

DESIGNER	CHECKER	APPROVER

Office : NO 25, Lane 76, Chung Yang Rd, Sec.3  
Tucheng, Taipei 236, Taiwan, R.O.C.

TEL : 886-2-2267-2000, 2267-9936 (22 Lines)  
FAX : 886-2-2267-6189



# EVERLIGHT ELECTRONICS CO.,LTD.

Device Number : DLE-033-756 REV: 1.0

T-1 3/4 (5mm) Round Shape LEDs

MODEL NO : 333-2SURC/S530-A2 ECN : \_\_\_\_\_ Page: 2/4

## ■ Absolute Maximum Ratings at T<sub>A</sub> = 25°C

Parameter	Symbol	Rating	Unit
Forward Current	I <sub>f</sub>	25	mA
Operating Temperature	T <sub>opr</sub>	-40 to +85	°C
Storage Temperature	T <sub>stg</sub>	-40 to +100	°C
Soldering Temperature	T <sub>sol</sub>	260 ± 5	°C
Power Dissipation	P <sub>d</sub>	60	mW
Peak Forward Current(Duty 1/10 @ 1KHZ)	I <sub>f</sub> (Peak)	160	mA
Reverse voltage	V <sub>r</sub>	5	V

## ■ Electronic Optical Characteristics :

Parameter	Symbol	MIN.	TYP.	MAX.	Unit	Condition
Luminous intensity	I <sub>v</sub>	---- 340	53.4 890	---	mcd	I <sub>f</sub> =2mA I <sub>f</sub> =20mA
Viewing Angle	2θ 1/2	----	10	----	deg	I <sub>f</sub> =20mA
Peak Wavelength	λ <sub>p</sub>	----	632	----	nm	I <sub>f</sub> =20mA
Dominant Wavelength	λ <sub>d</sub>	-----	624	----	nm	I <sub>f</sub> =20mA
Spectrum Radiation Bandwidth	△λ	----	20	-----	nm	I <sub>f</sub> =20mA
Forward Voltage	V <sub>f</sub>	----	2.0	2.4	V	I <sub>f</sub> =20mA
Reverse Current	I <sub>r</sub>	----	----	10	μA	V <sub>r</sub> =5V

ESD:2000V

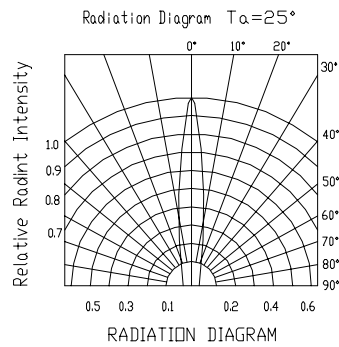
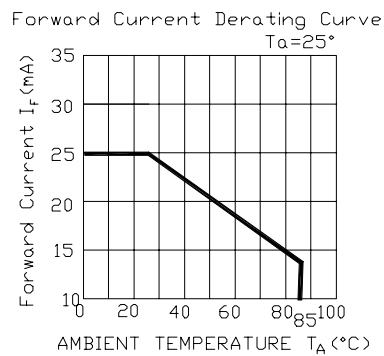
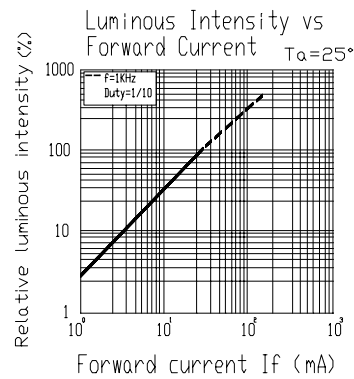
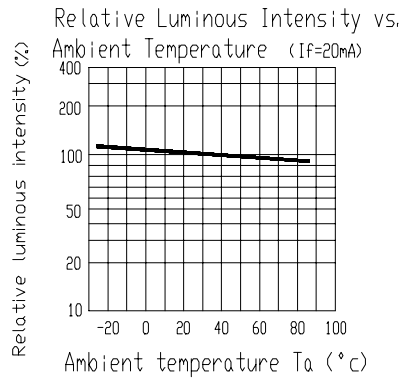
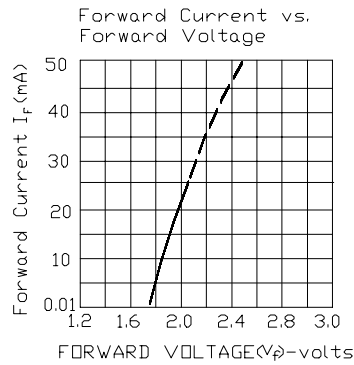
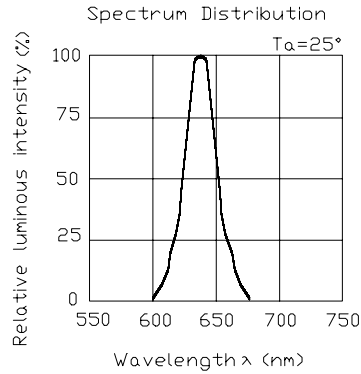


Device Number : DLE-033-756 REV: 1.0

T-1 3/4 (5mm) Round Shape LEDs

MODEL NO 333-2SURC/S530-A2 ECN : \_\_\_\_\_ Page: 3/4

## ■ Typical Electro-Optical Characteristic Curves





# EVERLIGHT ELECTRONICS CO.,LTD.

Device Number : DLE-033-756

REV: 1.0

T-1 3/4 (5mm) Round Shape LEDs

MODEL NO 333-2SURC/S530-A2

ECN:                     

Page: 4/4

## ■ Reliability test items and conditions

NO	Item	Test Conditions	Test Hours/Cycle	Sample Size	Ac/Re
1	Soldering Heat	TEMP : 260°C ± 5 °C	10±1 SEC	76 Pcs	0/1
2	Solderability	TEMP : 230°C ± 5 °C	5±1 SEC	76 Pcs	0/1
3	Temperature Cycle	H : +85°C 30min ∫ 5 min L : -55°C 30min	50 CYCLE	76 Pcs	0/1
4	Thermal Shock	H : +100°C 5min ∫ 10 sec L : -10°C 5min	50 CYCLE	76 Pcs	0/1
5	High Temperature Storage	TEMP : 100°C	1000 HRS	76 Pcs	0/1
6	Low Temperature Storage	TEMP : -55°C	1000 HRS	76 Pcs	0/1
7	DC Operating Life	If = 20 mA	1000 HRS	76 Pcs	0/1
8	High Temperature / High Humidity	85°C/85% RH	1000 HRS	76 Pcs	0/1