

OPERATION MANUAL



Rain- or leakage detector

Description



Features

- Universally applicable
- Easy technology

Areas of application

- Building automation
- Pump control
- OEM-applications
- Condensate detection

Technical data

Rain or leakage detector	
Measuring range	10...200 μ S
Measuring principle	Impedance measurement
Operating temperature	+5...+60 °C
Operating voltage	12...24 V DC
Connection	Modular plug RJ12, 6-pole
Connection cable	1 meter flat cable, 6-pole, black, PP/PVC
Dimensions	(LxWxH) 70x54x5 mm
CE-conformance	2004/108/EG
EMV-noise emission	EN 61000-6-3:2011
EMV-noise withstanding	EN 61000-6-1:2007
Articleno.	H636 0002

Areas of application

The universal precipitation sensor reacts both with rain and snow and with fog. As outdoor rain detector an acoustic warning signal can be triggered through the signal transmitter output. Installed under the washing machine the sensor detects leakages and can stop the water supply through the relay or activate the house alarm system .

Application instructions

The sensor as rain detector has to be installed tip-down and slightly crooked at a place which is open to precipitation no matter which wind direction. The plate has to be protected against humidity at the back. If you use the Euromas-housing, the sensor face has to be luted at the back with silicon glue or sealing compound, so that no humidity reaches the inside. The sensor records the conductance of the rain water. The sensor surface is gold plated and the sensor is partially furnished with protective lacquer to reach an ideal long-term stability. The surface should be occasionally cleaned with a moistened cloth, especially if the sensor is used near a street or an industrial area. The back of the sensor can be heated to recognise rain or snow. The heating needs approx. 50 mA current and can be switched off. If you use the product as a fog detector the heating has to be switched off.



OPERATION MANUAL



Rain- or leakage detector

Adjustment

The adjustment area is to vary through the potentiometer at the electronics in wide borders (see figure 1). The site identification is deactivated at the right limit of the potentiometer. At the most unresponsive position the electronics reacts not until some drops of precipitation are fallen on the sensor surface. For the most applications the potentiometer should be in the middle position. At the most sensitive position the large sensor surface reacts even to hoar frost and fog.

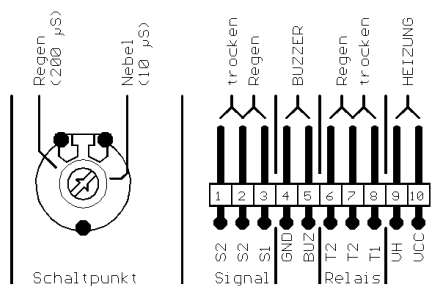


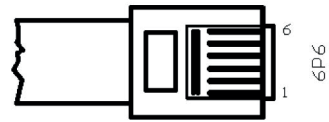
Figure 1 - Example connection to a Universal-switching module

The rain and leakage probe can be connected to the following B+B devices:

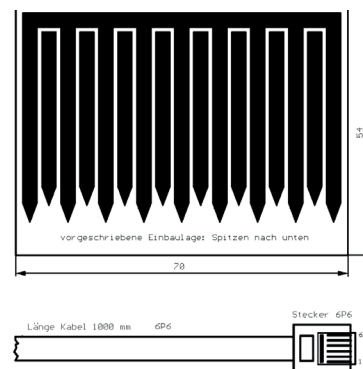
Accessories	
Rain detector 12 V	REGME-12V
Rain detector 24 V	REGME24V
Leakage detector 12 V	LEME-12V
Leakage detector 24 V	LEME-24V
Universal-two point controller 230 V	SENSW-GEH230V
Universal-two point controller 12 V	SENSW-MOD12V
Universal-two point controller 24 V	SENSW-MOD24V
Universal-switching module 12 V	0557 0002
Universal-switching module 24 V	0557 0002-01

Pin assignment

- 6 pink VH
- 5 grey IN
- 4 yellow CAP
- 3 green OUT
- 2 brown CAP
- 1 white GND



Dimensions



Attention

Please avoid extreme mechanical and inappropriate exposure.

The device/product is not suitable for potential explosive areas and medical-technical applications.

