


PRX+2100



PRX+2100

Ultraminiature SMD Reed Switch

Electrical Characteristics @ 25 °C

Contact form		A
Contact material		Rh
Contact rating max.	W / VA	1
Switching voltage max.	VDC	30
	VAC	30
Switching current max.	A	0.05
Carry current max.	A	1
Breakdown voltage min.	VDC	200
Contact resistance max. (initial)	mΩ	1000
Insulation resistance min.	Ω	10 ¹¹

Magnetical Characteristics (of unmodified Reed Switch) @ 25 °C

Pull in range available	AT	5 - 20
Drop out min.	AT	3
Test coil	TC	091
Test equipment tolerance	± AT	1

Operating Characteristics @ 25 °C

Switching frequency max.	Hz	700
Resonant frequency typ.	Hz	10000
Operate time max. (incl. bounce)	ms	0.2
Release time max.	ms	0.1

Environmental Characteristics

Operating temperature	°C	-40 to +125
Storage temperature	°C	-40 to +200
Vibration (50-2000 Hz)	g	15
Shock (1/2 sin 11 ms)	g	75

Features

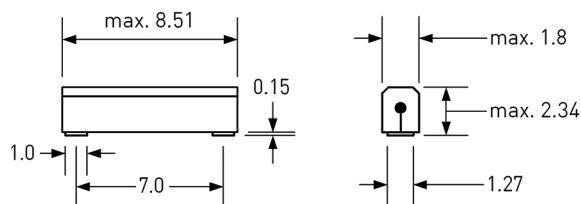
- Ultra miniature size
- Minimum height above PCB
- Suitable for lead-free soldering
- Suitable for automated assembly
- Tape & reel packaging upon request
- Not ESD sensitive
- Various sensitivity ranges available

Approvals

RoHS

REACH

Dimensions in mm



Ordering Information


Packing Unit	1000 pcs
Weight per piece	0.04 g
Weight per package	234 g
Standard AT ranges	

5 to 10 AT
10 to 15 AT
15 to 20 AT

Ordering example

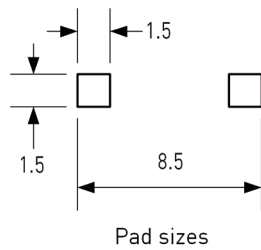
PRX+2125 describes 5 to 10 AT.
PRX+2127 describes 10 to 15 AT.
PRX+2185 describes 15 to 20 AT.

PRX+2100




PRX+2100
Ultraminiature SMD Reed
Switch

Recommended PCB Layout in mm



Pad sizes



Final assembly position



Remarks

When placed onto ferromagnetic parts switching distance of PRX+2100 may reduce.

Electromagnetical influences and magnetic fields may change the switching behaviour of the SMD Reed Switch.