

FEATURES

High Luminous Output Sunny White LED Lamp

Chip Technology – InGaN

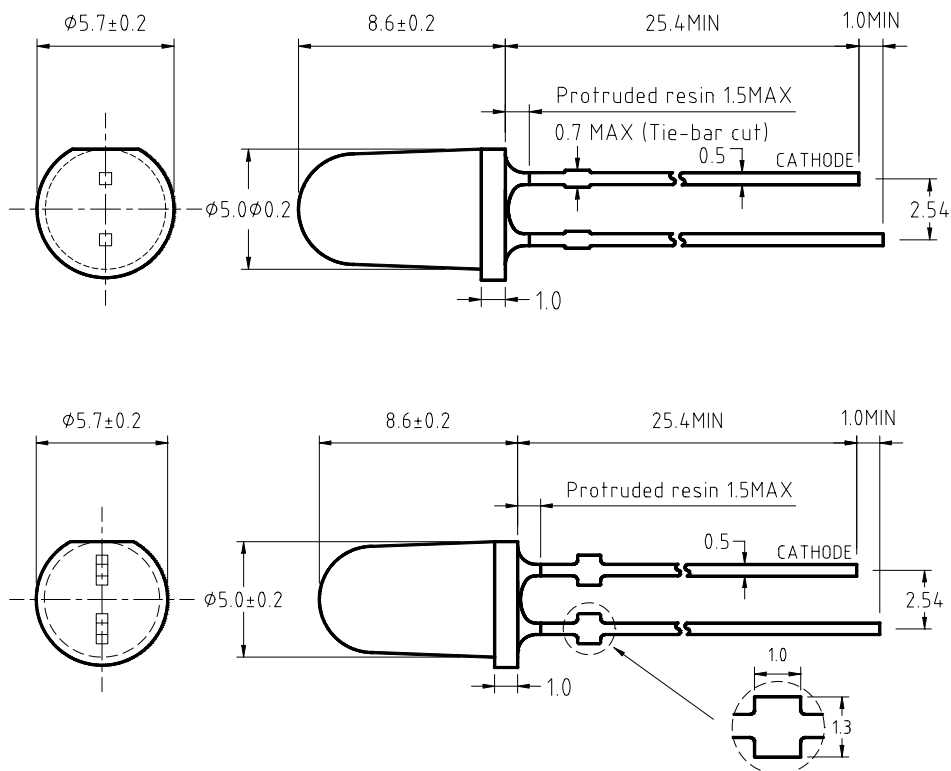
Water Clear Epoxy Package

Lens Size 5mm with 3mm option

Viewing Angles $2\theta \frac{1}{2} = 20^\circ$, with 30° , 40° options

Stand-Off Options

Package Dimensions



Notes:

1. All dimensions are in millimeters (inches).
2. Tolerance ± 0.25 (0.01") mm unless otherwise noted.
3. Protruded resin under flange is 1.0mm (0.04") max.
4. Lead spacing is measured where the leads emerge from the package
5. Specifications are subject to change without notice.

Delivery

- Bulk, 500 pieces per bag standard
- Ammo or Reel available upon request

Absolute Maximum Ratings at Ta = 25°C

Item	Symbol	Absolute Maximum Rating	Unit
DC Forward Current	I _F	30	mA
Peak Pulsed Forward Current	I _{FP}	150	mA
Reverse Voltage	V _R	5	V
Derating Factor		0.40	mA/°C
Power Dissipation	P _d	120	mW
Operating Temperature	T _{opr}	-30 ~ +85	°C
Storage Temperature	T _{stg}	-40 ~ +100	°C
Solder Dipping Temperature	T _{sld}	260 for 5 sec	

Remarks: Duty Ratio = 1/16, Pulse Width = 0.1ms

Electrical / Optical Characteristics at Ta = 25°C

Parameter	Symbol	Min	Typ	Max	Unit	Test Condition
Forward Voltage	V _f	2.9	3.2	3.5	V	I _f = 20 mA
Luminous Intensity	I _v	6200		16200	mcd	I _f = 20 mA
Reverse Current	I _r			10	mA	V _R = 5V

Iv Ranks / Luminous Intensity Bin Limits

Bin Name	Min	Max
S	6200	9000
T	9000	12400
U	12400	16200

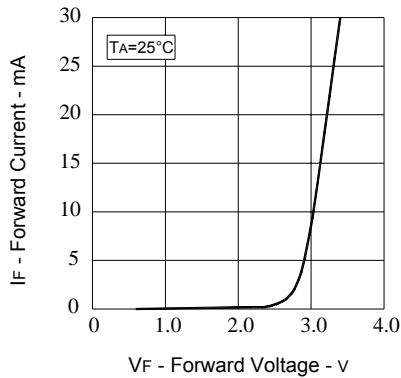
I_v Ranks Tolerance of each minimum and maximum is ± 15%

Color Ranks

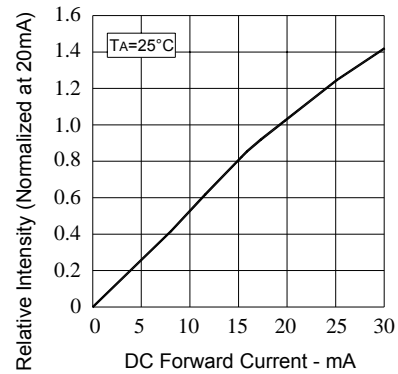
CIE	X	0.433	0.433	0.460	0.460
	Y	0.388	0.415	0.446	0.418

Electrical / Optical Characteristics Diagram at Ta = 25°C

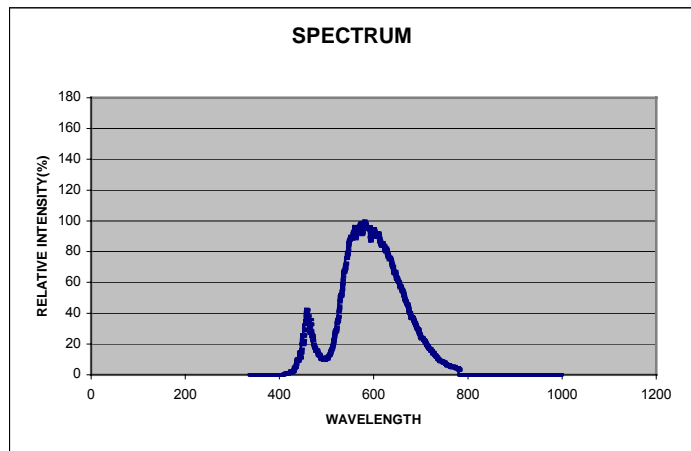
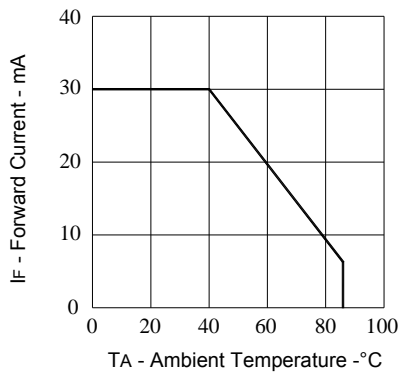
Forward Current vs. Forward Voltage



Relative Intensity vs. Forward Current



Forward Current vs. Ambient Temperature



Notes:

1. One delivery will include up to three-color ranks and two luminous intensity ranks of the products. The quantity-ratio of the ranks is decided by Yoldal.
2. All data showing in this product specification are measured by proper experiment conditions and instruments. However, those data may be different due to variations of testing instruments and conditions.



Electrostatic Sensitive Devices