

Specification of Thermoelectric Module

Description

The TEC2-127-63-04 is a multistage module designed for greater temperature differential cooling, good for cooling and heating up to 100 °C applications. It is a 127-63 couples module in size of 40 mm × 40 mm (top) / 40 mm × 40 mm (bottom). If higher operation or processing temperature is required, please specify, we can design and manufacture according to your special requirements.

Features

- High Temperature Differential
- No moving parts, no noise, and solid-state
- Compact structure, small in size, light in weight
- Environmental friendly
- RoHS compliant
- Precise temperature control
- Exceptionally reliable in quality, high performance

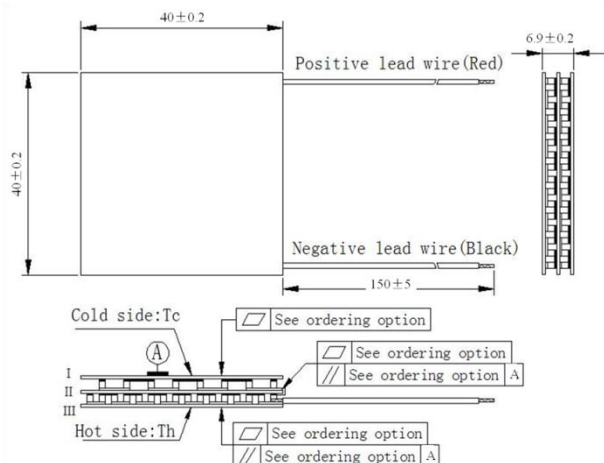
Application

- Infrared (IR) Sensors
- CCD Sensor
- Gas Analyzers
- Calibration Equipment
- CPU cooler and scientific instrument
- Photonic and medical systems
- Guidance Systems

Performance Specification Sheet

Th (°C)	27	50	Hot side temperature at environment: dry air, N ₂
DT _{max} (°C)	91	101	Temperature Difference between cold and hot side of the module when cooling capacity is zero at cold side
U _{max} (Voltage)	14.6	16.4	Voltage applied to the module at DT _{max}
I _{max} (Amps)	4.2	4.2	DC current through the modules at DT _{max}
Q _{Cmax} (Watts)	26.0	28.6	Cooling capacity at cold side of the module under DT=0 °C
AC resistance (Ohms)	3.05	3.37	The module resistance is tested under AC
Tolerance (%)	± 10		For thermal and electricity parameters

Geometric Characteristics Dimensions in millimeters



Manufacturing Options

A. Solder:

1. T100: BiSn (Melting Point=138°C)
2. T200: CuSn (Melting Point= 227 °C)

B. Sealant:

1. NS: No sealing (Standard)
2. SS: Silicone sealant
3. EPS: Epoxy sealant
4. Customer specify sealing

C. Ceramics:

1. Alumina (Al₂O₃, white 96%)(AlO)
2. Aluminum Nitride (AlN)

D. Ceramics Surface Options:

1. Blank ceramics (not metalized)
2. Metalized (Copper-Nickel plating)

Ordering Option

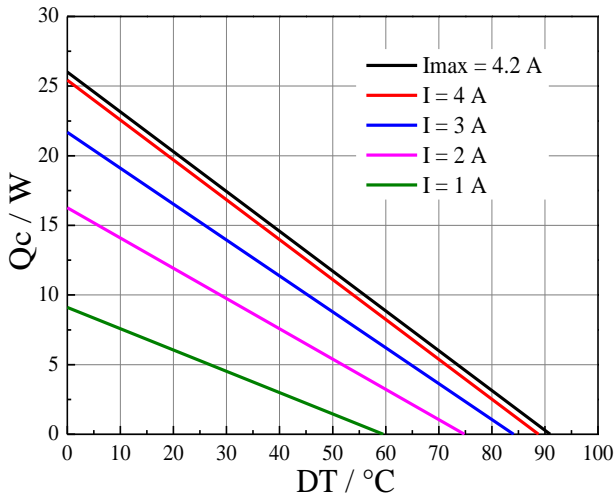
Suffix	Thickness (mm)	Flatness/ Parallelism (mm)	Lead wire length(mm) Standard/Optional length
TF	0: 6.95±0.3	0: Face II 0.013/0.013 Face III 0.015/0.015	150±5/Specify
TF	1: 6.95±0.2	1: Face II 0.01/0.01, Face III 0.013/0.013	150±5/Specify
TF	2: 6.95±0.1	2: Face II 0.008/0.008, Face III 0.01/0.01	150±5/Specify

Eg. TF02: Thickness 6.95±0.3(mm) and Face II 0.01/0.01, Face III 0.013/0.013(mm)

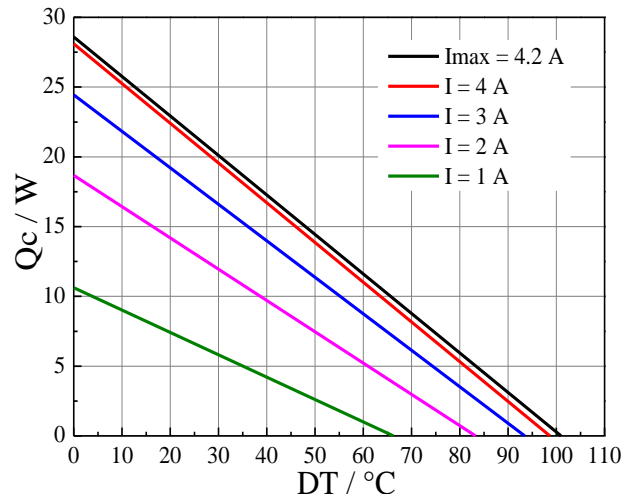
Specification of Thermoelectric Module

TEC2-127-63-04

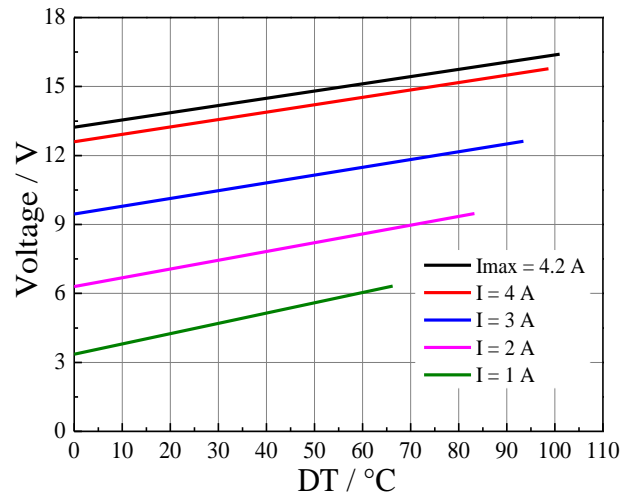
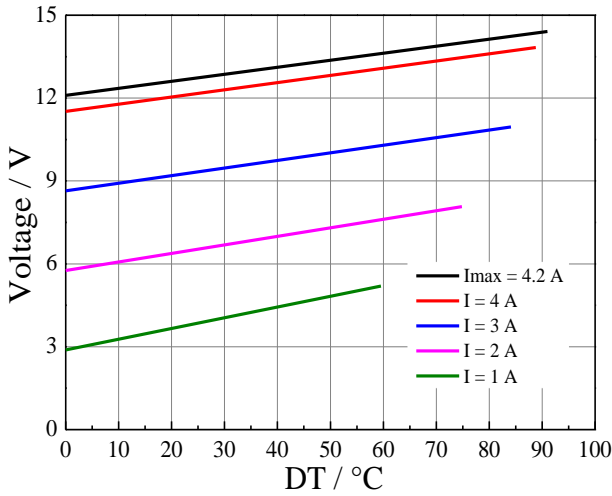
Performance Curves at Th=27 °C



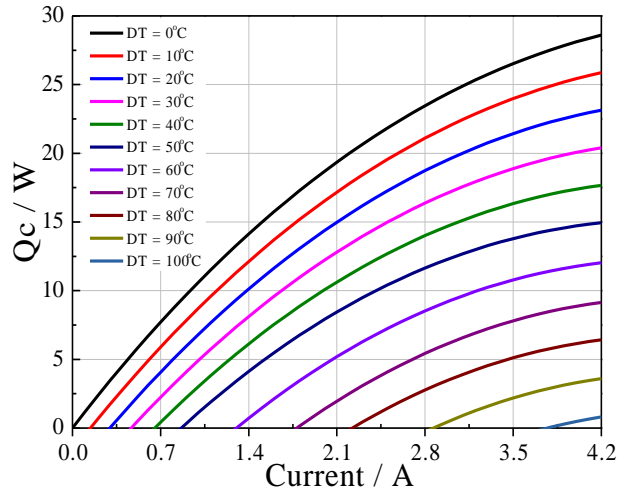
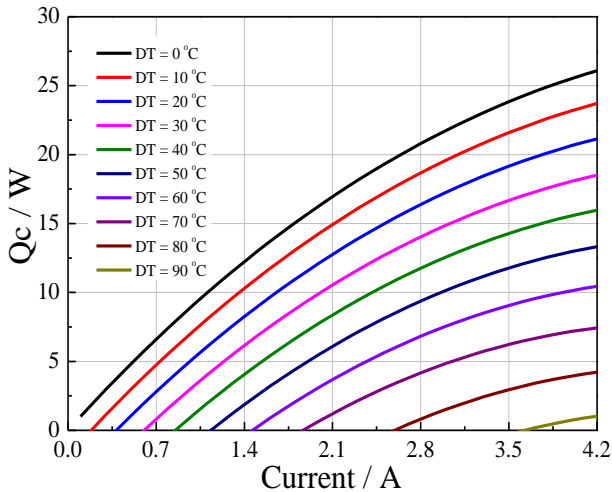
Performance Curves at Th=50 °C



Standard Performance Graph $Q_c = f(DT)$



Standard Performance Graph $V = f(DT)$



Standard Performance Graph $Q_c = f(I)$

Operation Cautions

- Cold side of the module sticked on the object being cooled
- Hot side of the module mounted on a heat radiator
- Operation below I_{\max} or V_{\max}
- Work under DC