

Inline terminal - IB IL 24 DI 32/HD-2MBD-PAC - 2692885

Please be informed that the data shown in this PDF Document is generated from our Online Catalog. Please find the complete data in the user's documentation. Our General Terms of Use for Downloads are valid (<http://download.phoenixcontact.com>)



Inline digital input terminal, complete with accessories (plug and labeling field), 32 inputs, 24 V DC, transmission speed 2 Mbaud, single-wire connection method

The illustration shows the product version IB IL 24 DI 32/HD-PAC

Product Description

The terminal is designed for use within an Inline station. It is used to acquire digital input signals.

Product Features

- 32 digital inputs
- Connection of sensors in single-wire technology
- Diagnostic and status indicators
- Approved for use in potentially explosive areas (refer to data sheet)

Key commercial data

package_quantity	1
GTIN	4046356437455

Technical data

Note:

Utilization restriction	EMC: class A product, see manufacturer's declaration in the download area
--------------------------------	---

Dimensions

Width	48.8 mm
Height	119.8 mm
Depth	71.5 mm
Note on dimensions	Housing dimensions

Ambient conditions

Ambient temperature (operation)	-25 °C ... 55 °C
Ambient temperature (storage/transport)	-25 °C ... 85 °C
Permissible humidity (operation)	10 % ... 95 % (according to DIN EN 61131-2)
Permissible humidity (storage/transport)	10 % ... 95 % (according to DIN EN 61131-2)
Air pressure (operation)	70 kPa ... 106 kPa (up to 3000 m above sea level)
Air pressure (storage/transport)	70 kPa ... 106 kPa (up to 3000 m above sea level)
Degree of protection	IP20

Inline terminal - IB IL 24 DI 32/HD-2MBD-PAC - 2692885

Technical data

General

Weight	185 g
Note on weight specifications	with male connectors
Mounting type	DIN rail
Protection class	III, IEC 61140, EN 61140, VDE 0140-1
Test section	5 V supply, incoming remote bus/7.5 V supply (bus logics) 500 V AC 50 Hz 1 min
Test section	5 V supply, outgoing remote bus/7.5 V supply (bus logics) 500 V AC 50 Hz 1 min
Test section	7.5 V supply (bus logics)/24 V supply (I/O) 500 V AC 50 Hz 1 min
Test section	24 V supply (I/O) / functional earth ground 500 V AC 50 Hz 1 min
Diagnostics messages	No None

Interfaces

Fieldbus system	Lokalbus
Name	Inline local bus
Connection method	Inline data jumper
Transmission speed	2 MBit/s

Power supply for module electronics

Connection method	via potential routing
Supply voltage	24 V DC (via voltage jumper)
Supply voltage range	19.2 V DC ... 30 V DC (including all tolerances, including ripple)
Ripple	5%
Supply current	max. 90 mA
Derating	No derating
Communications power U_L	7.5 V (via voltage jumper)
Current consumption	max. 90 mA (from the local bus)
Power consumption	max. 0.675 W (at U_L)

Inline potentials

Communications power U_L	7.5 V DC
Current consumption from U_L	max. 90 mA
Main circuit supply U_M	24 V DC
Current consumption from U_M	max. 8 A DC
Segment supply voltage U_S	24 V DC (nominal value)
Current consumption from U_S	0 A DC

Digital inputs

Input name	Digital inputs
Connection method	Spring-cage connection
Connection method	1-wire
Number of inputs	32 (EN 61131-2 type 1)
Typical response time	2 ms
Protective circuit	Short-circuit and overload protection

Inline terminal - IB IL 24 DI 32/HD-2MBD-PAC - 2692885

Technical data

Digital inputs

Input voltage	24 V DC (via voltage jumper)
Input voltage range "0" signal	-3 V DC ... 5 V DC
Input voltage range "1" signal	15 V DC ... 30 V DC
Nominal input current at U _{IN}	typ. 2.8 mA
Delay at signal change from 0 to 1	2 ms
Delay at signal change from 1 to 0	4 ms

classifications

eCl@ss

eCl@ss 4.0	27240404
eCl@ss 4.1	27240404
eCl@ss 5.0	27242204
eCl@ss 5.1	27242604
eCl@ss 6.0	27242604
eCl@ss 7.0	27242604
eCl@ss 8.0	27242604

ETIM

ETIM 3.0	EC001599
ETIM 4.0	EC001599
ETIM 5.0	EC001599


UNSPSC

UNSPSC 6.01	43172015
UNSPSC 7.0901	43201404
UNSPSC 11	39121311
UNSPSC 12.01	39121311
UNSPSC 13.2	39121311

approvals





UL Listed / cUL Listed / cULus Listed / UL Recognized / cUL Recognized / UL Recognized / cUL Recognized / cULus Recognized /

Approval details



Inline terminal - IB IL 24 DI 32/HD-2MBD-PAC - 2692885

approvals



accessories

Labeling panel

IB IL FIELD 8 - 2727515



IB IL FIELD 2 - 2727501



Terminal marking

Inline terminal - IB IL 24 DI 32/HD-2MBD-PAC - 2692885

accessories

ESL 62X10 - 0809492



ESL 62X46 - 0809502



Connector set

IB IL DI/DO 8-PLSET - 2860950



Front adapter

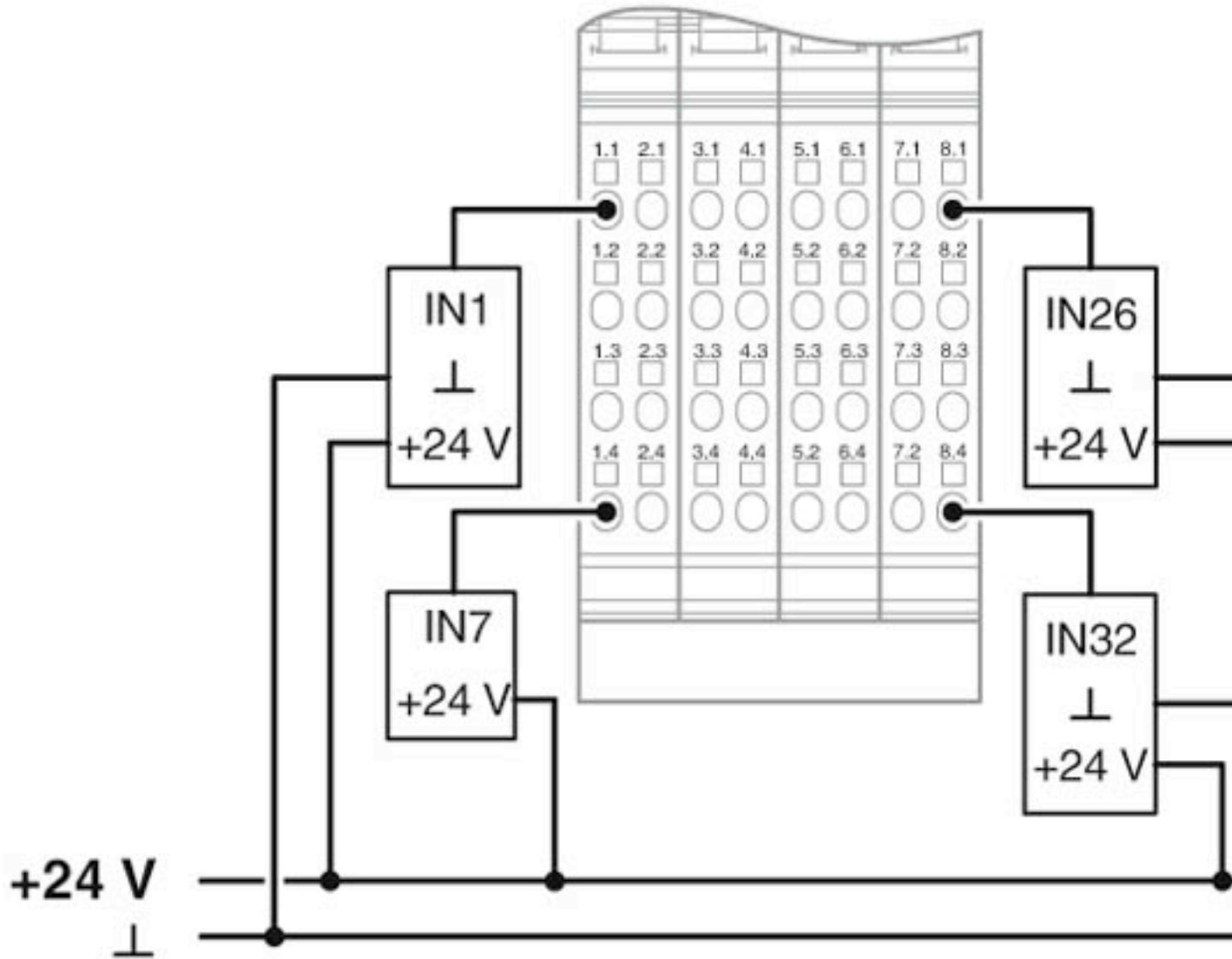
FLKM 14-PA-INLINE/32 - 2302777



Drawings

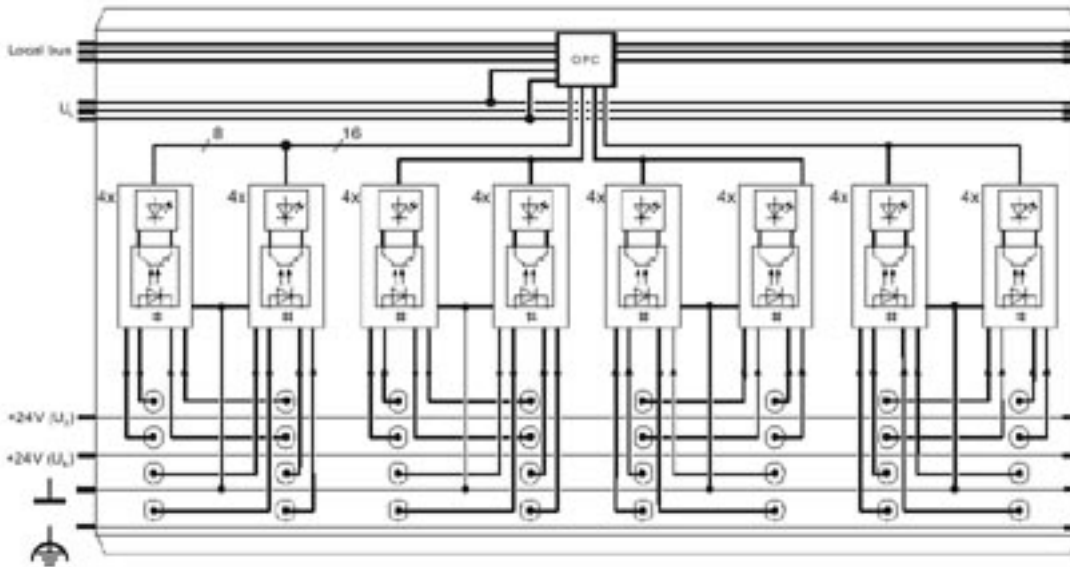
Inline terminal - IB IL 24 DI 32/HD-2MBD-PAC - 2692885

Connection diagram



Inline terminal - IB IL 24 DI 32/HD-2MBD-PAC - 2692885

Block diagram



Dimensioned drawing

