

Controller - ILC 151 ETH - 2700974

Please be informed that the data shown in this PDF Document is generated from our Online Catalog. Please find the complete data in the user's documentation. Our General Terms of Use for Downloads are valid (<http://download.phoenixcontact.com>)



The controller enables integration of I/O signals from MODBUS periphery devices into the control program via MODBUS/TCP. Programming takes place with PC Worx Express or PC Worx (IEC 61131-3).

Product Description

With the ILC 151 ETH, the highly modular Inline controller range from Phoenix Contact has been extended to include a powerful compact controller. This controller can be used to extend the possible field of application of Inline controllers right down to smaller applications. With direct integration into the Inline automation system, the compact controller is highly modular and can be adapted to the relevant application requirements. Its integrated Ethernet interface enables parameterization and programming using PC Worx automation software according to IEC 61131, and it can also exchange data with OPC servers simultaneously and communicate with TCP/IP-compatible devices. The Inline controller range covers a wide performance range. From entry-level versions to high-end controllers, users can find the right controller for their application. Within the product portfolio, users can choose between controllers with different computing capacities, with or without PROFINET controllers, and with or without GL approval.

Product Features

- Numerous protocols supported such as: HTTP, FTP, SNTP, SNMP, SMTP, SQL, MySQL, etc.
- Free engineering with PC Worx Express (IEC 61131-3)
- Complete fieldbus master (4096 I/O points)
- Integrated web server for visualization with WebVisit
- FTP server
- Flash file system



Key commercial data

package_quantity	1
GTIN	4046356665506

Technical data

Note:

Utilization restriction	EMC: class A product, see manufacturer's declaration in the download area
-------------------------	---

Dimensions

Width	80 mm
Height	119.8 mm
Depth	71.5 mm

Ambient conditions

Degree of protection	IP20
----------------------	------

Controller - ILC 151 ETH - 2700974

Technical data

Ambient conditions

Ambient temperature (operation)	-25 °C ... 55 °C
Ambient temperature (storage/transport)	-25 °C ... 85 °C
Permissible humidity (operation)	10 % ... 95 % (according to DIN EN 61131-2)
Permissible humidity (storage/transport)	10 % ... 95 % (according to DIN EN 61131-2)
Air pressure (operation)	70 kPa ... 106 kPa (up to 3000 m above mean sea level)
Air pressure (storage/transport)	70 kPa ... 106 kPa (up to 3000 m above mean sea level)
Shock	25g, Criterion 1, according to IEC 60068-2-27
Vibration (operation)	5 g

Control system

Programming tool	PC Worx/PC Worx Express
Diagnostics tool	DIAG+
Configuration tool	Config+ Version 1.01 or later

Mechanical design

Weight	285 g
---------------	-------

Data interfaces

Interface	INTERBUS local bus (master)
Connection method	Inline data jumper
Transmission speed	500 kBaud / 2 MBaud umschaltbar
Interface	Parameterization/operation/diagnostics
Connection method	RS-232-C, 6-pos. MINI-DIN socket (PS/2), Ethernet 10/100 (RJ45)
Transmission speed	max. 115,2 kBit/s
Interface	Ethernet 10Base-T/100Base-TX
Connection method	RJ45 socket
Transmission speed	10/100 MBit/s

PROFINET IO

Device function	PROFINET device
------------------------	-----------------

Power supply

Typical current consumption	210 mA
Max. current consumption	870 mA (370 mA communications power + 500 mA analog voltage supply)
Supply voltage	24 V DC
Supply voltage range	19.2 V DC ... 30 V DC
Residual ripple	± 5 %

Fieldbus function

Amount of process data	max. 4096 Bit (INTERBUS)
Amount of process data	max. 16384 Bit (internal Modbus Client)
Number of supported devices	max. 128
Number of local bus devices that can be connected	max. 63 (observe current consumption)
Number of devices with parameter channel	max. 16

Controller - ILC 151 ETH - 2700974

Technical data

Fieldbus function

Number of branch terminals with remote bus branch	max. 3
Module classification	INTERBUS master

Direct I/Os

Input name	Digital inputs
Connection method	Inline potential distributor
Output name	Digital outputs
Connection method	2, 3, 4-wire
Maximum output current per channel	500 mA

IEC 61131 runtime system

Programming tool	PC Worx/PC Worx Express
Processing speed	1.5 ms (1 K mix instructions)
Processing speed	90 µs (1 K bit instructions)
Program memory	256 kByte (21 K instructions (IL))
Mass storage	256 kByte
Retentive mass storage	8 kByte (NVRAM)
Number of data blocks	(depends on mass storage)
Number of timers, counters	(depends on mass storage)
Number of control tasks	8
Realtime clock	Yes

classifications

eCl@ss

eCl@ss 4.0	27240490
eCl@ss 4.1	27240490
eCl@ss 5.0	27242208
eCl@ss 5.1	27242208
eCl@ss 6.0	27242208
eCl@ss 7.0	27242208
eCl@ss 8.0	27242208

ETIM

ETIM 3.0	EC001423
ETIM 4.0	EC000236
ETIM 5.0	EC000236

UNSPSC

UNSPSC 6.01	43172015
UNSPSC 7.0901	43201404
UNSPSC 11	43172018
UNSPSC 12.01	43201404
UNSPSC 13.2	43201404






Controller - ILC 151 ETH - 2700974

approvals

ATEX / ATEX / UL Listed / cUL Listed / cULus Listed / UL Listed / cUL Listed / UL Listed / cUL Listed / DNV / RINA / GL / GL-SW / cULus Listed / GL /

Approval details

ATEX	
Nominal voltage UN	
Nominal current IN	
mm ² /AWG/kcmil	



Controller - ILC 151 ETH - 2700974

approvals





DNV

RINA

GL

GL-SW



accessories

Programming cable

PRG CAB MINI DIN - 2730611



Parameterization memory

SD FLASH 256MB - 2988120



Controller - ILC 151 ETH - 2700974

accessories

SD FLASH 256MB APPLIC A - 2988816



SD FLASH 256MB PDPI PRO - 2700552



SD FLASH 256MB PDPI BASIC - 2700551



SD FLASH 512MB - 2988146



SD FLASH 512MB APPLIC A - 2701799



SD FLASH 512MB PDPI BASIC - 2701800



Controller - ILC 151 ETH - 2700974

accessories

SD FLASH 512MB PDPI PRO - 2701801



SD FLASH 2GB - 2988162



SD FLASH 2GB APPLIC A - 2701190



Drivers and interfaces

AX OPC SERVER - 2985945



accessories

IPASSIGN - 2701094



Drawings
