

Bus coupler - IBS IL 24 BK-T/U-PAC - 2861580

Please be informed that the data shown in this PDF Document is generated from our Online Catalog. Please find the complete data in the user's documentation. Our General Terms of Use for Downloads are valid (<http://download.phoenixcontact.com>)



INTERBUS bus coupler, copper connection, 24 V DC, complete with accessories (connector plug and labeling field)

Product Features

- Remote bus connections using copper technology
- Electrical isolation
- Approved for use in potentially explosive areas (refer to data sheet)



Key commercial data

package_quantity	1
GTIN	4017918894436

Technical data

Note:

Utilization restriction	EMC: class A product, see manufacturer's declaration in the download area
-------------------------	---

Dimensions

Width	48.8 mm
Height	135 mm
Depth	71.5 mm

Ambient conditions

Ambient temperature (operation)	-25 °C ... 55 °C
Ambient temperature (storage/transport)	-25 °C ... 85 °C
Permissible humidity (operation)	75 % ... 85 % (in the range of -25°C ... +55°C, appropriate measures against increased humidity (> 85%) must be taken.)
Permissible humidity (storage/transport)	75 % ... 85 % (Slight temporary condensation may sometimes appear on the housing, e.g. when the terminal block is brought out of a vehicle into an enclosed room.)
Air pressure (operation)	80 kPa ... 106 kPa (up to 3000 m above sea level)
Air pressure (storage/transport)	70 kPa ... 106 kPa (up to 3000 m above sea level)
Degree of protection	IP20

General

Bus coupler - IBS IL 24 BK-T/U-PAC - 2861580

Technical data

General

Weight	214 g
Note on weight specifications	with male connectors
Mounting type	DIN rail
Test section	5 V supply, incoming remote bus/5 V supply outgoing remote bus 500 V AC 50 Hz 1 min
Test section	5 V supply, incoming remote bus/7.5 V logics supply, 24 V analog supply, 24 V bus terminal module supply 500 V AC 50 Hz 1 min
Test section	5 V supply, incoming remote bus/24 V main supply, 24 V segment supply 500 V AC 50 Hz 1 min
Test section	5 V supply incoming remote bus / functional earth ground 500 V AC 50 Hz 1 min
Test section	5 V supply, outgoing remote bus/24 V main supply, 24 V segment supply 500 V AC 50 Hz 1 min
Test section	5 V supply, outgoing remote bus/7.5 V logics supply, 24 V analog supply, 24 V bus terminal module supply 500 V AC 50 Hz 1 min
Test section	5 V supply outgoing remote bus / functional earth ground 500 V AC 50 Hz 1 min
Test section	7.5 V logics supply, 24 V analog supply, 24 V bus terminal module supply/functional earth ground 500 V AC 50 Hz 1 min
Test section	7.5 V logics supply, 24 V analog supply, 24 V bus terminal module supply / 24 V main supply, 24 V segment supply 500 V AC 50 Hz 1 min
Test section	24 V main supply, 24 V segment supply/functional earth ground 500 V AC 50 Hz 1 min

Interfaces

Fieldbus system	Lokalbus
Name	Inline local bus
Connection method	Inline data jumper
Transmission speed	500 kBit/s
Fieldbus system	INTERBUS
Name	INTERBUS remote bus
Connection method	2x 6-pos. Inline shield connectors
Transmission speed	500 kBit/s
Transmission physics	Copper
Name	Supply
Connection method	8-pos. Inline connector

System limits of the bus coupler

Number of local bus devices that can be connected	63
Number of devices with parameter channel	62
Number of branch terminals with remote bus branch	max. 15

Power supply for module electronics

Connection method	Inline plugs
Supply voltage	24 V DC (via Inline plug)
Supply voltage range	19.2 V DC ... 30 V DC (including all tolerances, including ripple)

Bus coupler - IBS IL 24 BK-T/U-PAC - 2861580

Technical data

Power supply for module electronics

Current consumption	max. 1.25 A (with max. number of connected I/O terminal blocks)
----------------------------	---

Inline potentials

Communications power U_L	7.5 V DC $\pm 5\%$
Power supply at U_L	max. 2 A DC (observe derating)
Main circuit supply U_M	24 V DC -15% / +20% (in acc. with EN 61131-2)
Power supply at U_M	max. 8 A DC (Sum of $U_M + U_S$)
Segment supply voltage U_S	24 V DC -15% / +20% (in acc. with EN 61131-2)
Power supply at U_S	max. 8 A DC (Sum of $U_M + U_S$)
I/O supply voltage U_{ANA}	24 V DC -15% / +20%
Power supply at U_{ANA}	max. 0.5 A DC (observe derating)

classifications

eCl@ss

eCl@ss 4.0	27250203
eCl@ss 4.1	27250203
eCl@ss 5.0	27250203
eCl@ss 5.1	27242608
eCl@ss 6.0	27242608
eCl@ss 7.0	27242608
eCl@ss 8.0	27242608

ETIM

ETIM 2.0	EC001434
ETIM 3.0	EC001604
ETIM 4.0	EC001604
ETIM 5.0	EC001604

UNSPSC

UNSPSC 6.01	43172015
UNSPSC 7.0901	43201404
UNSPSC 11	43172015
UNSPSC 12.01	43201404
UNSPSC 13.2	43201404

approvals

UL Listed / cUL Listed / ATEX / cULus Listed / UL Recognized / cUL Recognized / GOST / LR / GL / BV / DNV / ABS / RINA / GL-SW / BSH / BSH / cULus Recognized / GL /

Approval details

Bus coupler - IBS IL 24 BK-T/U-PAC - 2861580

approvals

UL Listed

cUL Listed

ATEX

cULus Listed

UL Recognized

cUL Recognized

GOST

LR

GL

BV

DNV

ABS

RINA

GL-SW

Bus coupler - IBS IL 24 BK-T/U-PAC - 2861580

approvals

BSH

cULus Recognized 

accessories

Connector set

IB IL BK-PLSET/CP - 2860374



Labeling panel

IB IL FIELD 2 - 2727501



Terminal marking

ESL 62X10 - 0809492



End block

Bus coupler - IBS IL 24 BK-T/U-PAC - 2861580

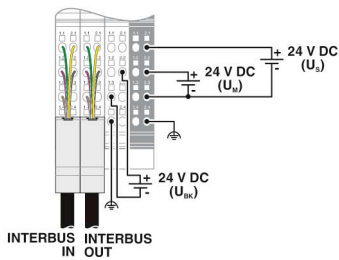
accessories

E/UK - 1201442

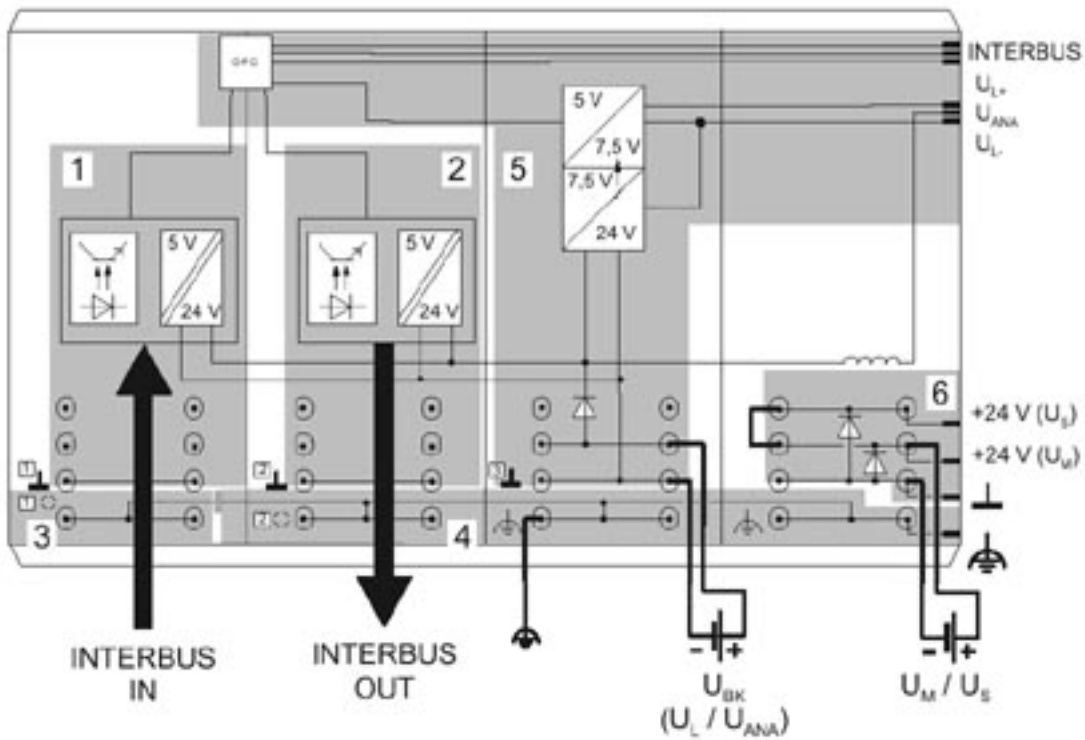


Drawings

Connection diagram

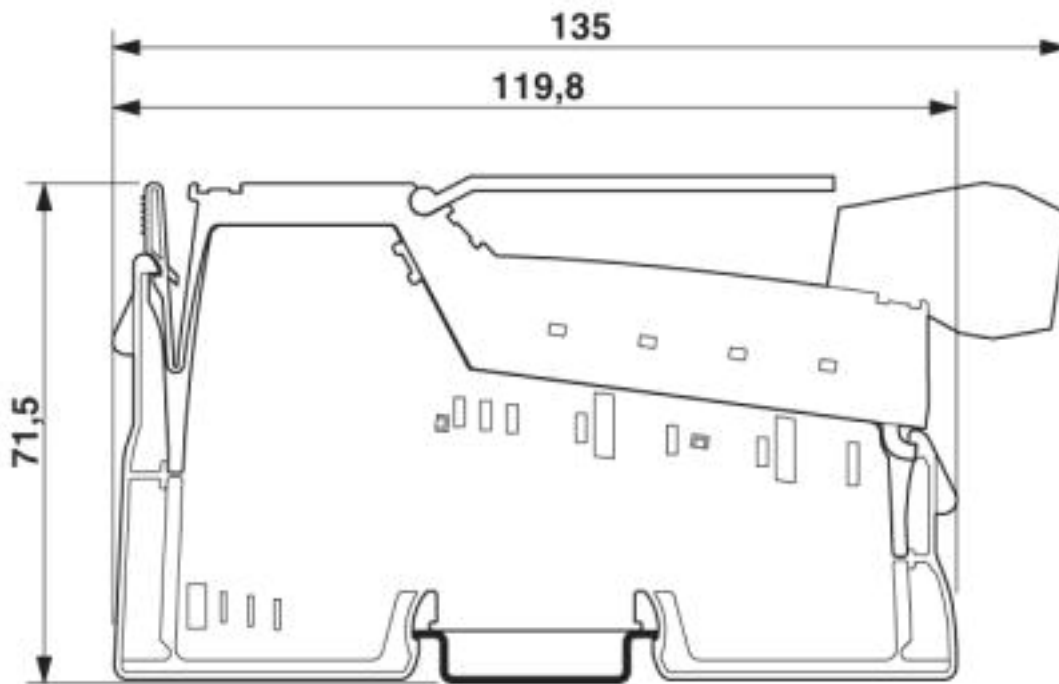


Block diagram



Bus coupler - IBS IL 24 BK-T/U-PAC - 2861580

Dimensioned drawing



© Phoenix Contact 2013 - all rights reserved
<http://www.phoenixcontact.com>