

**4-Channel Analog Input Module ±10 V/0-10 V**  
single-ended (S.E.)

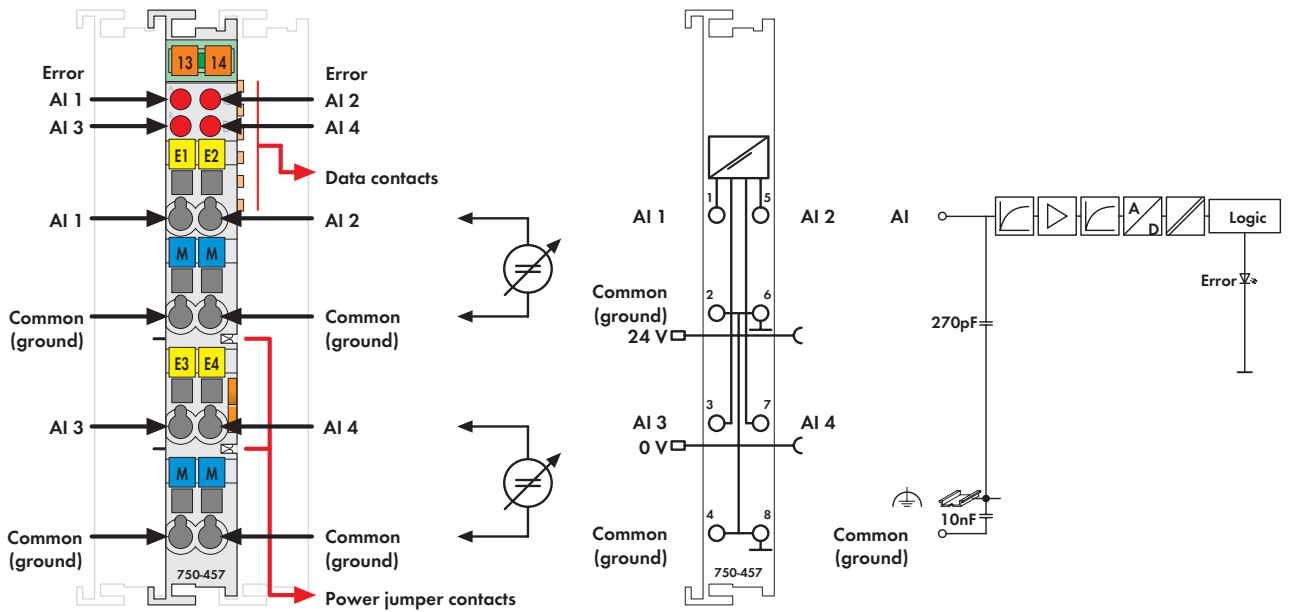





Fig. Series 750 / Technical data see page 30 / Delivery without Mini WSB marker  
Series 750 / 753 marking see pages 20 ... 21 / 22 ... 23

The analog input module receives signals with the standardized values ±10 V and 0-10 V.

The input signal is electrically isolated and will be transmitted with a resolution of 12 bits.

The internal system supply is used for the power supply of the module.

The input channels of a module have one common ground potential.

Description	Item no.	Pack. unit
4AI ±10V DC S.E.	750-457	10 <sup>1)</sup>
4AI 0-10V DC S.E.	750-459	10 <sup>1)</sup>
4AI ±10V DC S.E. (without connector)	753-457	10 <sup>1)</sup>
4AI 0-10V DC S.E. (without connector)	753-459	10 <sup>1)</sup>
<sup>1)</sup> Also available individually		
Accessories	Item no.	Pack. unit
 Connectors Series 753	753-110	25
 Coding elements	753-150	100
<b>Miniature WSB Quick marking system</b>		
 plain	248-501	5
with marking	see pages 214 ... 215	
Approvals		
Series 750 and 753		
•UL 508		
Conformity marking	CE	
Series 750		
Marine applications	see pages 24 ... 27	
•EN 50021	II 3 G EEx nA II T4	
•UL 1604	Class I Div2 ABCD T4A	

Technical Data	
No. of inputs	4
Voltage supply	via system voltage DC / DC
Current consumption (internal)	65 mA
Input voltage max.	± 40 V
Signal voltage	± 10 V (750-457, 753-457) 0 V ... 10 V (750-459, 753-459)
Input resistance	> 100 kΩ
Resolution	12 bits
Conversion time typ.	10 ms
Measuring error (25 °C)	< ± 0.2 % of the full scale value
Temperature coefficient	< ± 0.01 % / K of the full scale value
Isolation	500 V system / supply
Bit width	4 x 16 bits data 4 x 8 bits control / status (optional)
Wire connection	CAGE CLAMP®
Cross sections	0.08 mm <sup>2</sup> ... 2.5 mm <sup>2</sup> / AWG 28 ... 14
Stripped length series 750 / 753	8 ... 9 mm / 0.33 in 9 ... 10 mm / 0.37 in
Width	12 mm
Weight	approx. 55 g
EMC CE-Immunity to interference	acc. to EN 50082-2 (1996)
EMC CE-Emission of interference	acc. to EN 50081-1 (1993)
EMC marine applications -	
Immunity to interference	acc. to Germanischer Lloyd (2001)
EMC marine applications -	
Emission of interference	acc. to Germanischer Lloyd (2001)