

**JUMO GmbH & Co. KG**  
 Delivery address: Mackenrodtstrasse 14,  
 36039 Fulda, Germany  
 Postal address: 36035 Fulda, Germany  
 Phone: +49 661 6003-0  
 Fax: +49 661 6003-607  
 E-mail: mail@jumo.net  
 Internet: www.jumo.net

**JUMO Instrument Co. Ltd.**  
 JUMO House  
 Temple Bank, Riverway  
 Harlow - Essex CM20 2DY, UK  
 Phone: +44 1279 63 55 33  
 Fax: +44 1279 63 52 62  
 E-mail: sales@jumo.co.uk  
 Internet: www.jumo.co.uk

**JUMO Process Control, Inc.**  
 8 Technology Boulevard  
 Canastota, NY 13032, USA  
 Phone: 315-697-JUMO  
 1-800-554-JUMO  
 Fax: 315-697-5867  
 E-mail: info@jumo.us  
 Internet: www.jumo.us



# JUMO heatTHERM-AT and heatTHERM-DR

Type 603070, versions as mounting or room thermostat

**PUSH IN** -Connection system – installation time reduced by 50%

- Ambient temperature compensation stable switching point position
- Contact rating 16 A, 230 V
- Tested to EN 14597 (replacing DIN 3440)
- At least 250,000 switching operations for TR, TW
- Deviation from switching point over entire service life of max.  $\pm 5\%$
- Max. enclosure protection IP 54
- UL approved

## Brief description

Key features of this new series of thermostats from JUMO are very flexible use and the most modern connection technology.

The thermostat housing is suitable for all commonly used mounting types: wall, immersion sleeve, and attachment fastening. It can be used universally and reduces the number of different types, since different mounting types are no longer required.

The heatTHERM-AT type (designs 7+8) is a special variation with a modified base that allows for DIN rail or wall mounting. This facilitates easy mounting on TH35 mounting rails to EN 60715 (for example in switch cabinets). The result is significantly less mounting time for this version.

To use these surface mounting thermostats, the first of their kind in the world with "Push-In" terminal technology, simply insert the connecting wires into the connecting points as far as they will go. That's it! No tool is needed to connect the wire or the strand with the ferrule and the wiring is more reliable. This solution also saves considerable time and money compared to the conventional screw terminal.

Using "Push-In" technology, loads up to 16 A can be directly connected at 230 V AC. Because no contactor is required, the cost of installation is reduced still further.

Maintenance costs are reduced because of the small interval of about 10°K from the point of shutting off the safety temperature limiter to turning it back on.

The following are available: temperature controller (TR), operating temperature monitor (TW), safety temperature monitor (STW) and safety temperature limiter (STB) as single or double thermostat.

The high quality standards of this series of products are demonstrated by approvals under EN 14 597, DGRL and UL.

## Switching function

### Temperature controllers TR and temperature monitors TW

When the temperature present at the temperature probe exceeds the specified setpoint, the snap-action switch is activated by the transmission mechanism and the circuit is opened or closed. If the value falls below the specified setpoint (by the switching differential) the snap-action switch returns to its initial position.

### Safety temperature monitor STW

When the temperature present at the temperature probe exceeds the specified setpoint, the snap-action switch operates and the circuit is opened or closed. If the value falls below the specified setpoint (by the switching differential of about 10°K) the snap-action switch returns to its initial position.

If the measuring system is destroyed, that is, should the expansion fluid escape, the pressure in the diaphragm will fall and the circuit will be permanently open.

The same circuit will open if the temperature at the probe cools to below about -20°C. However, it closes automatically if the temperature increases again.

### Safety temperature limiter STB

If the temperature present at the temperature probe exceed the specified limit, the snap-action switch is activated, the circuit opens or closes, and the snap-action switch is mechanically locked.

After the temperature falls 10°K below the limit, the snap-action switch can be manually unlocked again.

If the measuring system is destroyed, that is, should the expansion fluid escape, the pressure in the diaphragm will fall and the circuit will be permanently open. Then it is no longer possible to deactivate the lockout.

The same circuit opens if the sensor cools off to a temperature under about -20°C, . However, it closes automatically if the temperature increases again.

## Approvals



**DGRL**  
97 / 23 / EG



Design 5 + 6 \*



Design 7 + 8 \*

\* (with extra code 061 only)



Type 603070/0170 (TR/STB)



Type 603070/0001 (TR)



Type 603070/0002 (TW)



Type 603070/0002-7 (TW)

**JUMO GmbH & Co. KG**  
 Delivery address: Mackenrodtstrasse 14,  
 36039 Fulda, Germany  
 Postal address: 36035 Fulda, Germany  
 Phone: +49 661 6003-0  
 Fax: +49 661 6003-607  
 E-mail: mail@jumo.net  
 Internet: www.jumo.net

**JUMO Instrument Co. Ltd.**  
 JUMO House  
 Temple Bank, Riverway  
 Harlow - Essex CM20 2DY, UK  
 Phone: +44 1279 63 55 33  
 Fax: +44 1279 63 52 62  
 E-mail: sales@jumo.co.uk  
 Internet: www.jumo.co.uk

**JUMO Process Control, Inc.**  
 8 Technology Boulevard  
 Canastota, NY 13032, USA  
 Phone: 315-697-JUMO  
 1-800-554-JUMO  
 Fax: 315-697-5867  
 E-mail: info@jumo.us  
 Internet: www.jumo.us



## Technical data

	Designs 5 + 6	Designs 7 + 8
<b>Enclosure</b>	Base: PA (reinforced) Color: silver gray RAL 7001	
	Cover: ABS with pane (PMMA) Color: cobalt blue RAL 5013	
<b>Setpoint adjustment</b>	TR Switching point can be operated from outside with rotary knob. TW, STW, STB Switching point adjustable by screwdriver once the cover is removed from the housing. Specified switching point can be monitored through the pane.	--- Switching point adjustable by screwdriver
<b>Protection</b>	IP 54 to EN 60529	IP 20 to EN 60529
<b>Cable entry</b>	Cable gland M20 x 1.5, for cable Ø 6-12 mm	Cable connection directly to <b>PUSH IN</b> terminals
<b>Capillary</b>	Min. bending radius of capillary 5 mm	
<b>Housing mounting</b>	Pipe installation with retaining strap for pipe diameters 15-100 mm, protection tube mounting, wall mounting	Wall mounting, DIN rail mounting TH35 to EN 60715
<b>Weight</b>	approx. 0.2 kg	

## Electrical data

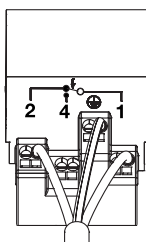
<b>Contact type</b>	Snap-action switch with one-pole changeover contact	
<b>Contact rating</b>	TR, TW, STW	STB
	On the break (SPST-NC) contact (contacts 1-2): AC 230 V +10%, 16 (2.5) A, cos φ = 1(0.6) DC 230 V +10%, 0.25 A On the make (SPST-NO) contact (contacts 1-4): AC 230 V +10%, 6.3 (2.5) A, cos φ = 1(0.6) DC 230 V +10%, 0.25 A	On the break (SPST-NC) contact (contacts 1-2): AC 230 V +10%, 16 (2.5) A, cos φ = 1(0.6) DC 230 V +10%, 0.25 A On the signal contact (contacts 1-4): AC 230 V +10%, 2 (0.4) A, cos φ = 1(0.6) DC 230 V +10%, 0.25 A
<b>Connection</b>	<b>PUSH IN</b> contact (plug-in terminal) "Push-In <sup>®</sup> " terminal system: patented connection technology of Weidmüller GmbH & Co. KG, Detmold, Germany.	
<b>Connection cross-section</b>	0.75 to 2.5 mm <sup>2</sup> finely stranded (single core, finely stranded with ferrule)	
<b>Contact reliability</b>	To ensure that switching is as reliable as possible, we recommend a minimum loading of: for silver contacts: AC / DC = 24 V, 100 mA.	

## Operating data

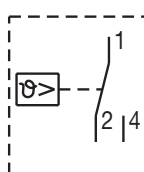
<b>Switching point accuracy</b>	TR, TW	STW, STB with a setting range of:			
		+20°C to +80°C		+70°C to +130°C	
	Switching differential 2.5%	in the first half (+20 to +50°C)	in the upper half (+50 to +80°C)	in the first half (+70 to +100°C)	in the upper half (+100 to +130°C)
	In the upper third of the scale ± 3%, at start of scale ± 6%	+0 / -5K	+0 / -12K	+0 / -12K	+0 / -5K
<b>Temperature compensation</b>	If there is a deviation in the ambient temperature at the thermostat head and capillary from the calibration ambient temperature of +22°C, there is a shift in the switching point of about -0.1 <sup>K</sup> / <sub>K</sub> (change in the switching point in reference to the change in ambient temperature, measured at the limit value of +120°C permanently set and with capillary length of 2000 mm). The standard temperature compensation reduces this switching point shift to a minimum.				
<b>Limit value temperatures</b>	for transport and storage: -30 to +50°C in operation: max. +80°C (design 7 max. +55°C, design 6 + 8 max. +50°C) with pipe mounting max. pipe temperature +120°C				
<b>Nominal position (NL)</b>	to DIN 16257, NL 0 to NL 90 (other nominal positions available on request)				

<b>Approvals</b>	DIN	EN 14597	TR 119107, TW 119207, STW (STB) 119307, STB 119407
	DGRL	Pressure Equipment Directive 97/23/EC	STW and STB
	UL	UL 873	E 66358

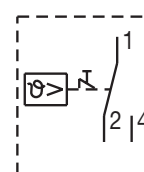
## Connection diagram



TR, TW, STW:



STB:



**JUMO GmbH & Co. KG**  
 Delivery address: Mackenrodtstrasse 14,  
 36039 Fulda, Germany  
 Postal address: 36035 Fulda, Germany  
 Phone: +49 661 6003-0  
 Fax: +49 661 6003-607  
 E-mail: mail@jumo.net  
 Internet: www.jumo.net

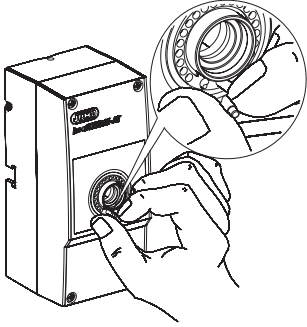
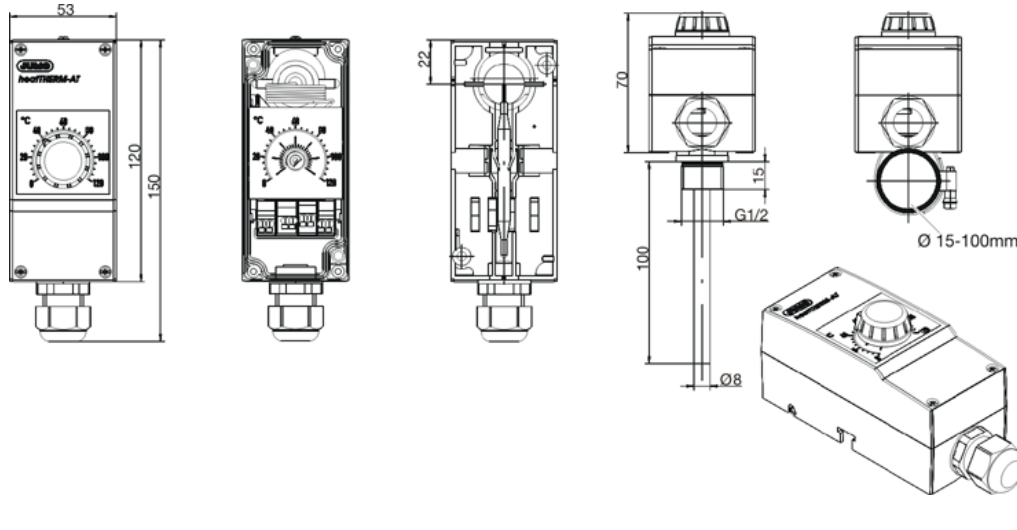
**JUMO Instrument Co. Ltd.**  
 JUMO House  
 Temple Bank, Riverway  
 Harlow - Essex CM20 2DY, UK  
 Phone: +44 1279 63 55 33  
 Fax: +44 1279 63 52 62  
 E-mail: sales@jumo.co.uk  
 Internet: www.jumo.co.uk

**JUMO Process Control, Inc.**  
 8 Technology Boulevard  
 Canastota, NY 13032, USA  
 Phone: 315-697-JUMO  
 1-800-554-JUMO  
 Fax: 315-697-5867  
 E-mail: info@jumo.us  
 Internet: www.jumo.us



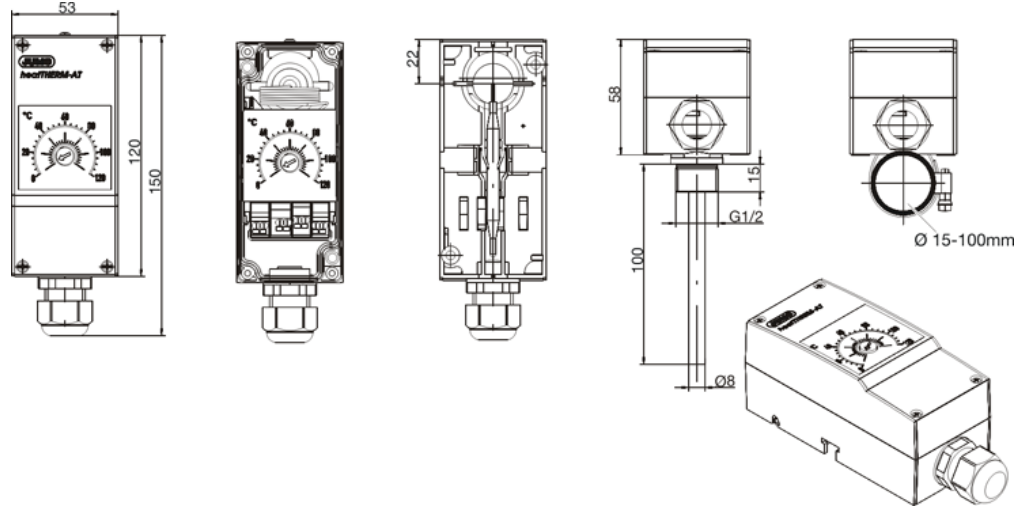
**JUMO heatTHERM-AT instruments held in stock** (delivery in max. 3 days after order is received)

**Temperature controller TR, design 5**

<b>Type 603070/ 0001</b> <ul style="list-style-type: none"> <li>■ Enclosure protection IP 54</li> <li>■ Ambient temperature compensation</li> <li>■ Individual limiting of control range</li> </ul> 						
Sales No.	Type	Control range °C	Capillary length in mm	Probe Ø x length in mm	Switching differential	Process connection
60/60003185	heatTHERM-AT / 0001	0 to +120	2000	6 x 87	approx. 3K	with internal capillary and contact sensor
60/60003186						Protection tube, nickel-plated brass

Other versions (control range, switching differential, process connection) available on request – Minimum order quantity 100 units. Protective pipes see page 11.

**Temperature monitor TW, design 5**

<b>Type 603070/ 0002</b> <ul style="list-style-type: none"> <li>■ Enclosure protection IP 54</li> <li>■ Ambient temperature compensation</li> <li>■ Switching value can be monitored through window in cover</li> </ul>						
Sales No.	Type	Control range °C	Capillary length in mm	Probe Ø x length in mm	Switching differential	Process connection
60/60003187	heatTHERM-AT / 0002	0 to +120	2000	6 x 87	approx. 3K	with internal capillary and contact sensor
60/60003188						Protection tube, nickel-plated brass

Other versions (control range, switching differential, process connection) available on request – Minimum order quantity 100 units. Protective pipes see page 11.

**JUMO GmbH & Co. KG**  
 Delivery address: Mackenrodtstrasse 14,  
 36039 Fulda, Germany  
 Postal address: 36035 Fulda, Germany  
 Phone: +49 661 6003-0  
 Fax: +49 661 6003-607  
 E-mail: mail@jumo.net  
 Internet: www.jumo.net

**JUMO Instrument Co. Ltd.**  
 JUMO House  
 Temple Bank, Riverway  
 Harlow - Essex CM20 2DY, UK  
 Phone: +44 1279 63 55 33  
 Fax: +44 1279 63 52 62  
 E-mail: sales@jumo.co.uk  
 Internet: www.jumo.co.uk

**JUMO Process Control, Inc.**  
 8 Technology Boulevard  
 Canastota, NY 13032, USA  
 Phone: 315-697-JUMO  
 1-800-554-JUMO  
 Fax: 315-697-5867  
 E-mail: info@jumo.us  
 Internet: www.jumo.us



**JUMO heatTHERM-AT instruments held in stock** (delivery in max. 3 days after order is received)

**Safety temperature monitor STW, design 5**

<b>Type 603070/ 0020</b> <ul style="list-style-type: none"> <li>■ Enclosure protection IP 54</li> <li>■ Switching value can be monitored through window in cover</li> <li>■ Ambient temperature compensation</li> <li>■ Subsequent sealing of cover</li> <li>■ Capillary break protection</li> </ul>						
Sales No.	Type	Limit value range °C	Capillary length in mm	Probe Ø x length in mm	Switching differential	Process connection
60/60003189	heatTHERM-AT / 0020	+70 to +130	2000	6 x 60	approx. 10K	Protection tube, nickel-plated brass
60/60003229		+20 to + 80				with internal capillary and contact sensor

Other versions (control range, switching differential, process connection) available on request – Minimum order quantity 100 units. Protective pipes see page 11.

**Safetytemperaturelimiter STB, design 5**

<b>Type 603070 / 0070</b> <ul style="list-style-type: none"> <li>■ Enclosure protection IP 54</li> <li>■ Switching value can be monitored through window in cover</li> <li>■ External switching point acknowledgement possible</li> <li>■ Ambient temperature compensation</li> <li>■ Subsequent sealing of cover</li> <li>■ Capillary break protection</li> </ul>						
Sales No.	Type	Limit value range °C	Capillary length in mm	Probe Ø x length in mm	Unlocking differential	Process connection
60/60003190	heatTHERM-AT / 0070	+70 to +130	2000	6 x 60	approx. 10K	Protection tube, nickel-plated brass
60/60003230						with internal capillary and contact sensor

Other versions (control range, switching differential, process connection) available on request – Minimum order quantity 100 units. Protective pipes see page 11.

**JUMO GmbH & Co. KG**  
 Delivery address: Mackenrodtstrasse 14,  
 36039 Fulda, Germany  
 Postal address: 36035 Fulda, Germany  
 Phone: +49 661 6003-0  
 Fax: +49 661 6003-607  
 E-mail: mail@jumo.net  
 Internet: www.jumo.net

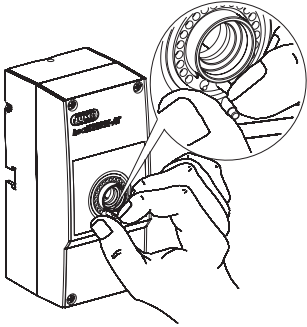
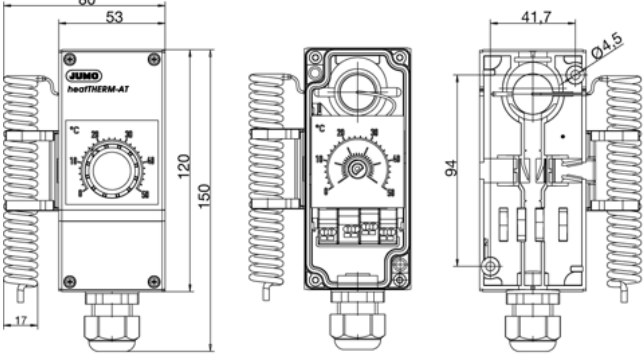
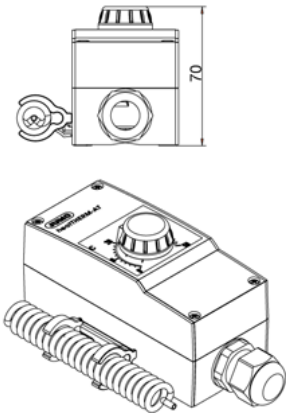
**JUMO Instrument Co. Ltd.**  
 JUMO House  
 Temple Bank, Riverway  
 Harlow - Essex CM20 2DY, UK  
 Phone: +44 1279 63 55 33  
 Fax: +44 1279 63 52 62  
 E-mail: sales@jumo.co.uk  
 Internet: www.jumo.co.uk

**JUMO Process Control, Inc.**  
 8 Technology Boulevard  
 Canastota, NY 13032, USA  
 Phone: 315-697-JUMO  
 1-800-554-JUMO  
 Fax: 315-697-5867  
 E-mail: info@jumo.us  
 Internet: www.jumo.us



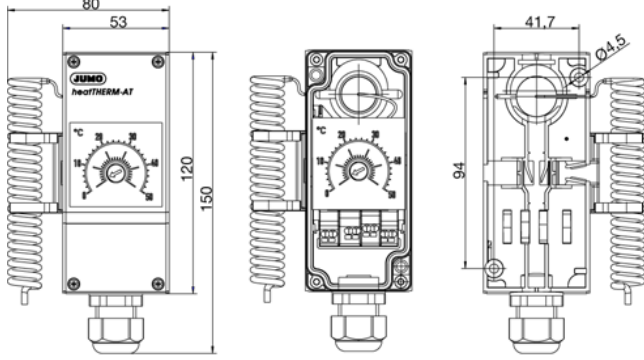
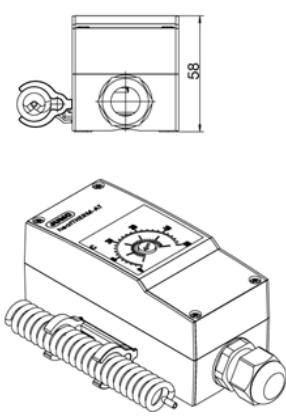
**JUMO heatTHERM-AT instruments held in stock** (delivery in max. 3 days after order is received)

**Room thermostat temperature controller TR, design 6**

<b>Type 603070/ 0001</b> <ul style="list-style-type: none"> <li>■ Enclosure protection IP 54</li> <li>■ Wall mounting</li> <li>■ Individual limiting of control range</li> </ul> 						
 						
Sales No.	Type	Limit value range °C	Capillary length in mm	Probe Ø x length in mm	Switching differential	Process connection
60/60003191	heatTHERM-AT /	-10 to +40	--	--	1.5 - 2K	Helix probe
60/60003192	0001	0 to +50				

Other versions (control range, switching differential, process connection) available on request – Minimum order quantity 100 units. Protective pipes see page 11.

**Room thermostat temperature monitor TW, design 6**

<b>Type 603070/ 0002</b> <ul style="list-style-type: none"> <li>■ Enclosure protection IP 54</li> <li>■ Wall mounting</li> <li>■ Switching value can be monitored through window in cover</li> </ul>						
 						
Sales No.	Type	Control range °C	Capillary length in mm	Probe Ø x length in mm	Switching differential	Process connection
60/60003193	heatTHERM-AT /	-10 to +40	--	--	1.5 - 2K	Helix probe
60/60003194	0002	0 to +50				

Other versions (control range, switching differential, process connection) available on request – Minimum order quantity 100 units. Protective pipes see page 11.

**JUMO GmbH & Co. KG**  
 Delivery address: Mackenrodtstrasse 14,  
 36039 Fulda, Germany  
 Postal address: 36035 Fulda, Germany  
 Phone: +49 661 6003-0  
 Fax: +49 661 6003-607  
 E-mail: mail@jumo.net  
 Internet: www.jumo.net

**JUMO Instrument Co. Ltd.**  
 JUMO House  
 Temple Bank, Riverway  
 Harlow - Essex CM20 2DY, UK  
 Phone: +44 1279 63 55 33  
 Fax: +44 1279 63 52 62  
 E-mail: sales@jumo.co.uk  
 Internet: www.jumo.co.uk

**JUMO Process Control, Inc.**  
 8 Technology Boulevard  
 Canastota, NY 13032, USA  
 Phone: 315-697-JUMO  
 1-800-554-JUMO  
 Fax: 315-697-5867  
 E-mail: info@jumo.us  
 Internet: www.jumo.us



**JUMO heatTHERM-AT instruments held in stock** (delivery in max. 3 days after order is received)

**Temperature controller/safety temperature monitor TR/STW, design 5**

<p><b>Type 603070/ 0120</b></p> <ul style="list-style-type: none"> <li>■ Enclosure protection IP 54</li> <li>■ Switching value can be monitored through window in cover</li> <li>■ Ambient temperature compensation</li> <li>■ Capillary break protection for STW</li> </ul>						
--	--	--	--	--	--	--

Sales No.	Type	Limit value range °C	Capillary length in mm	Probe Ø x length in mm	Switching differential	Process connection
60/60003195	heatTHERM-AT / 0120	(TR) 0 to +120 (STW) 70 to +130	2000	6 x 87	(TR) approx. 3K	with internal capillary and contact sensor
				6 x 60	(STW) approx. 10K	
60/60003231	heatTHERM-AT / 0120	(TR) 0 to +120 (STW) 70 to +130	2000	6 x 87	(TR) approx. 3K	Protection tube, nickel-plated brass
				6 x 60	(STW) approx. 10K	

Other versions (control range, switching differential, process connection) available on request – Minimum order quantity 100 units. Protective pipes see page 11.

**Temperature controller/safety temperature limiter TR/STB, design 5**

<p><b>Type 603070/ 0170</b></p> <ul style="list-style-type: none"> <li>■ Enclosure protection IP 54</li> <li>■ Switching value can be monitored through window in cover</li> <li>■ Ambient temperature compensation</li> <li>■ Capillary break protection for STB</li> </ul>						
--	--	--	--	--	--	--

Sales No.	Type	Limit value range °C	Capillary length in mm	Probe Ø x length in mm	Switching differential	Process connection
60/60003196	heatTHERM-AT / 0170	(TR) 0 to +120 (STB) 70 to +130	2000	6 x 87	(TR) approx. 3K	with internal capillary and contact sensor
				6 x 60	(STB) approx. 10K	
60/60003232	heatTHERM-AT / 0170	(TR) 0 to +120 (STB) 70 to +130	2000	6 x 87	(TR) approx. 3K	Protection tube, nickel-plated brass
				6 x 60	(STB) approx. 10K	

Other versions (control range, switching differential, process connection) available on request – Minimum order quantity 100 units. Protective pipes see page 11.

**JUMO GmbH & Co. KG**  
 Delivery address: Mackenrodtstrasse 14,  
 36039 Fulda, Germany  
 Postal address: 36035 Fulda, Germany  
 Phone: +49 661 6003-0  
 Fax: +49 661 6003-607  
 E-mail: mail@jumo.net  
 Internet: www.jumo.net

**JUMO Instrument Co. Ltd.**  
 JUMO House  
 Temple Bank, Riverway  
 Harlow - Essex CM20 2DY, UK  
 Phone: +44 1279 63 55 33  
 Fax: +44 1279 63 52 62  
 E-mail: sales@jumo.co.uk  
 Internet: www.jumo.co.uk

**JUMO Process Control, Inc.**  
 8 Technology Boulevard  
 Canastota, NY 13032, USA  
 Phone: 315-697-JUMO  
 1-800-554-JUMO  
 Fax: 315-697-5867  
 E-mail: info@jumo.us  
 Internet: www.jumo.us



**JUMO heatTHERM-AT instruments held in stock** (delivery in max. 3 days after order is received)

**Room thermostat temperature monitor / Temperature monitor TW/TW, design 6**

<b>Type 603070/ 0202</b> <ul style="list-style-type: none"> <li>■ Enclosure protection IP 54</li> <li>■ Wall mounting</li> <li>■ Switching value can be monitored through window in cover</li> </ul>						
Sales No.	Type	Limit value range °C	Capillary length in mm	Probe Ø x length in mm	Switching differential	Process connection
60/60003212	heatTHERM-AT / 0202	-10 to +40	--	--	1.5 - 2K	Helix probe
60/60003213	heatTHERM-AT / 0202	0 to +50	--	--	1.5 - 2K	

Other versions (control range, switching differential, process connection) available on request – Minimum order quantity 100 units. Protective pipes see page 11.

**JUMO heatTHERM-AT instruments held in stock** (delivery in max. 3 days after order is received)

**Temperature monitor with flange pocket, design 5**

<b>Type 603070/ 0002</b> <ul style="list-style-type: none"> <li>■ Switching value can be monitored through window in cover</li> <li>■ Subsequent sealing of cover</li> <li>■ Ambient temperature compensation</li> <li>■ Max. permissible probe temperature +400°C</li> </ul>						
Sales No.	Type	Control range °C	Capillary length in mm	Probe Ø x length in mm	Switching differential	Process connection
60/60003282	heatTHERM-AT / 0002	+40 to +215	--	--	approx. 6K	Pocket with flange and extension

Other versions (control range, switching differential, process connection) available on request – Minimum order quantity 100 units. Protective pipes see page 11.

**JUMO GmbH & Co. KG**  
 Delivery address: Mackenrodtstrasse 14,  
 36039 Fulda, Germany  
 Postal address: 36035 Fulda, Germany  
 Phone: +49 661 6003-0  
 Fax: +49 661 6003-607  
 E-mail: mail@jumo.net  
 Internet: www.jumo.net

**JUMO Instrument Co. Ltd.**  
 JUMO House  
 Temple Bank, Riverway  
 Harlow - Essex CM20 2DY, UK  
 Phone: +44 1279 63 55 33  
 Fax: +44 1279 63 52 62  
 E-mail: sales@jumo.co.uk  
 Internet: www.jumo.co.uk

**JUMO Process Control, Inc.**  
 8 Technology Boulevard  
 Canastota, NY 13032, USA  
 Phone: 315-697-JUMO  
 1-800-554-JUMO  
 Fax: 315-697-5867  
 E-mail: info@jumo.us  
 Internet: www.jumo.us



## JUMO heatTHERM-DR instruments held in stock (delivery in max. 3 days after order is received)

### Thermostat for DIN rail mounting TH35, to EN 60715, design 7

<b>Type 603070/ ....-</b>  <ul style="list-style-type: none"> <li>■ Enclosure protection IP 20</li> <li>■ DIN rail mounting TH35</li> <li>■ Easy installation and user friendly</li> </ul>	603070/0002-7	603070/0020-7	603070/0070-7	~57

Sales No.	Type	Control range °C	Capillary length in mm	Probe Ø x length in mm	Switching differential	Process connection	
<b>Temperature monitor TW</b>							
60/60003283	603070/0002	0 to +120	2000	6 x 87	approx. 3K	with capillary and contact sensor	
60/60003284		0 to +200		6 x 78	approx. 5K		
60/60003285		+50 to +300		6 x 66	approx. 6K		
<b>Safety temperature monitor STW</b>							
60/60003286	603070/0020	+70 to +130	2000	6 x 60	approx. 10K		
<b>Safety temperature limiter STB</b>							
60/60003287	603070/0070	+70 to +130	2000	6 x 60	approx. 10K		

Other versions (control range, switching differential, process connection) available on request – Minimum order quantity 100 units. Protective pipes see page 11.

### Thermostat for DIN rail mounting TH35, to EN 60715, design 8

<b>Type 603070/ 0002-8</b>  <ul style="list-style-type: none"> <li>■ Enclosure protection IP 20</li> <li>■ DIN rail mounting TH35</li> <li>■ Easy installation and user friendly</li> </ul>	603070/0002-8	603070/0020-8	603070/0070-8	~57
<p>(1) Fastening borehole Ø 4.5 mm</p>				

On request – Minimum order quantity 100 units.



**JUMO GmbH & Co. KG**  
 Delivery address: Mackenrodtstrasse 14,  
 36039 Fulda, Germany  
 Postal address: 36035 Fulda, Germany  
 Phone: +49 661 6003-0  
 Fax: +49 661 6003-607  
 E-mail: mail@jumo.net  
 Internet: www.jumo.net





**JUMO Instrument Co. Ltd.**  
 JUMO House  
 Temple Bank, Riverway  
 Harlow - Essex CM20 2DY, UK  
 Phone: +44 1279 63 55 33  
 Fax: +44 1279 63 52 62  
 E-mail: sales@jumo.co.uk  
 Internet: www.jumo.co.uk

**JUMO Process Control, Inc.**  
 8 Technology Boulevard  
 Canastota, NY 13032, USA  
 Phone: 315-697-JUMO  
 1-800-554-JUMO  
 Fax: 315-697-5867  
 E-mail: info@jumo.us  
 Internet: www.jumo.us



## Order details:

### Mounting thermostat type 603070

Order code	(1) Basic type
603070	heatTHERM-AT with one-pole snap-action switches
	<b>(2) Basic type extension</b>
0001	Temperature controller (TR)
0002	Temperature monitor (TW)
0020	Safety temperature monitor (STW)
0070	Safety temperature limiter (STB)
0202	Room thermostat temperature monitor / temperature monitor (TW/TW)
0120	Temperature controller / safety temperature monitor (TR / STW)
0170	Temperature controller / safety temperature limiter (TR / STB)
	<b>(3) Design</b>
5	 Mounting thermostat, with protection tube, flange sleeve, capillary or as contact sensor
6	 Room thermostat, with helix sensor
7	 DIN rail thermostat, with capillary
8	 DIN rail thermostat, with helix sensor
	<b>(4) Control/ limit value range 1</b>
016	-10...+ 40°C (TR, TW)
021	0...+ 50°C (TR, TW)
040	+ 20...+ 80°C (STW)
026	0...+120°C (TR, TW)
671	+ 70...+130°C (STW, STB)
379	+ 40...+215°C
	Other control/limit value ranges up to +350°C available on request
	<b>(5) Control/ limit value range 2</b>
671	+70...+130°C Adjustable (STW, STB)
	Other control/limit values permanently set up to +350°C available on request
	<b>(6) Switching differential</b>
00	No switching differential (STB)
25	approx. 3K (TR, TW)
70	approx. 10K (STW)
	<b>(7) Capillary length</b>
0	0 mm (for room thermostat only)
2000	2000 mm
....	Special length on request
	<b>(8) Capillary material</b>
40	Copper (Cu)
20	Stainless steel (CrNi, 1.4571)
17	Ø 17 mm Helix sensor for room thermostat

**JUMO GmbH & Co. KG**  
 Delivery address: Mackenrodtstrasse 14,  
 36039 Fulda, Germany  
 Postal address: 36035 Fulda, Germany  
 Phone: +49 661 6003-0  
 Fax: +49 661 6003-607  
 E-mail: mail@jumo.net  
 Internet: www.jumo.net



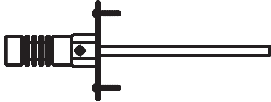
**JUMO Instrument Co. Ltd.**  
 JUMO House  
 Temple Bank, Riverway  
 Harlow - Essex CM20 2DY, UK  
 Phone: +44 1279 63 55 33  
 Fax: +44 1279 63 52 62  
 E-mail: sales@jumo.co.uk  
 Internet: www.jumo.co.uk

**JUMO Process Control, Inc.**  
 8 Technology Boulevard  
 Canastota, NY 13032, USA  
 Phone: 315-697-JUMO  
 1-800-554-JUMO  
 Fax: 315-697-5867  
 E-mail: info@jumo.us  
 Internet: www.jumo.us



## Order details:

### Mounting thermostat type 603070

Order code	(9) Process connection
10	Smooth cylindrical probe / contact sensor 
15	Helix sensor 
35	Flange sleeve 
<b>(10) Diameter</b> (probe diameter)	
6	Ø 6 mm (for process connection 10 and 35)
17	Ø 17 mm Helix sensor for room thermostat (with process connection 15)
<b>(11) Extra codes (TZ)<sup>1</sup></b>	
000	No extra code
402	Enclosure protection IP54
758	Retaining strap for contact sensor
061	UL approved

Order code:  /  /  -  -  -  -  -  -  -  -  -  /  ,

Sample order: 603070 / 0001 / 5 - 021 - 671 - 70 - 2000 - 40 - 10 - 00 / 000<sup>1</sup> , 000<sup>1</sup>

<sup>1</sup> List extra codes one after the other, separated by commas.


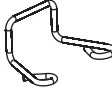
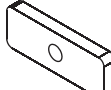

**JUMO GmbH & Co. KG**  
 Delivery address: Mackenrodtstrasse 14,  
 36039 Fulda, Germany  
 Postal address: 36035 Fulda, Germany  
 Phone: +49 661 6003-0  
 Fax: +49 661 6003-607  
 E-mail: mail@jumo.net  
 Internet: www.jumo.net

**JUMO Instrument Co. Ltd.**  
 JUMO House  
 Temple Bank, Riverway  
 Harlow - Essex CM20 2DY, UK  
 Phone: +44 1279 63 55 33  
 Fax: +44 1279 63 52 62  
 E-mail: sales@jumo.co.uk  
 Internet: www.jumo.co.uk

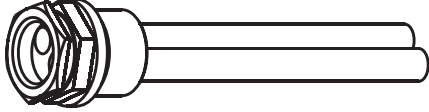
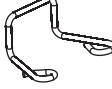


**JUMO Process Control, Inc.**  
 8 Technology Boulevard  
 Canastota, NY 13032, USA  
 Phone: 315-697-JUMO  
 1-800-554-JUMO  
 Fax: 315-697-5867  
 E-mail: info@jumo.us  
 Internet: www.jumo.us





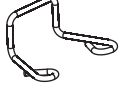
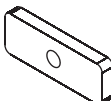

## Accessories

<b>Protection tube set</b> Suitable for <b>one sensor</b>	Protection tube with sealing collar 	Bracket for strain relief 	Plate for mounting thermostat 	Screw for mounting thermostat 
---	--	---	--	--

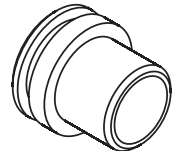
Sales no.	Type	Code	Connecti on	Ø pocket x fitting length EL (mm)	Material	Pressure load capacity at +150°C
60/60003177	Screw-in protection tube with sealing collar	28	G ½	8 x 100	Brass / nickel plated	48 bar
60/60003203				8 x 150		
60/60003171				8 x 200		
60/60003172				8 x 100	Stainless steel / 1.4571	
60/60003205				8 x 150		
60/60003173				8 x 200		

<b>Protection tube set</b> Suitable for <b>two sensors</b>	Protection tube with sealing collar 	Bracket for strain relief 	Plate for mounting thermostat 	Screw for mounting thermostat 
--	--	---	--	--

Sales no.	Type	Code	Connecti on	Ø pocket x fitting length EL (mm)	Material	Pressure load capacity at +150°C
60/60003178	Screw-in protection tube with sealing collar	29	G ½	2 x 8 x 100	Brass / nickel plated	48 bar
60/60003204				2 x 8 x 150		
60/60003174				2 x 8 x 200		

<b>Protection tube set</b> Suitable for <b>two sensors</b>	Protection tube with sealing collar 	Spring clip 	Bracket for strain relief 	Plate for mounting thermostat 	Screw for mounting thermostat 
--	--	--	--	--	--

Sales no.	Type	Code	Connecti on	Ø pocket x fitting length EL (mm)	Material	Pressure load capacity at +150°C
60/60003175	Screw-in protection tube with sealing collar	29	G ½	15 x 100	Stainless steel / 1.4571	48 bar
60/60003206				15 x 150		
60/60003176				15 x 200		

<b>Adapter piece for pocket</b>		Material
<b>Sales no.</b>		Steel / 1.0718
60/00507273		