

base unit - NLC-050-024D-06I-04QTN-00A - 2701030

Please be informed that the data shown in this PDF Document is generated from our Online Catalog. Please find the complete data in the user's documentation. Our General Terms of Use for Downloads are valid (<http://download.phoenixcontact.com>)



24 V DC Nanoline base unit. Equipped with 6 digital input and 4 NPN digital output channels. Additional I/O channels can be added using a maximum of three I/O extension modules. Optional communication modules provide network or serial connectivity. Optional Operator Panel provides user interface. Programming is via nanoNavigator.

Product Features

- An operator panel can be integrated in the basic unit or installed remotely on a panel as an option
- Intuitive programming language with options for flowcharts and ladder diagrams
- Basic unit has integrated digital inputs, relay outputs, and analog inputs, including high-speed counters

Key commercial data

package_quantity	1
GTIN	4046356325370

Technical data

Note:

Utilization restriction	EMC: class A product, see manufacturer's declaration in the download area
--------------------------------	---

Dimensions

Width	80.5 mm
Height	103.5 mm
Depth	60 mm

Ambient conditions

Degree of protection	IP20
Ambient temperature (operation)	-25 °C ... 60 °C
Ambient temperature (storage/transport)	-25 °C ... 85 °C
Permissible humidity (operation)	90 %

Interfaces

Interface	Operator Panel
Connection method	RJ45 / Combicon
Interface	V.24 (RS-232)
Connection method	Slot 1
Interface	USB
Connection method	Slot 1
Interface	Realtime Clock

base unit - NLC-050-024D-06I-04QTN-00A - 2701030

Technical data

Interfaces

Connection method	Slot 2
-------------------	--------

Supply

Power supply connection	Screw connection
Supply voltage	24 V DC (Power available to the I/O and Communications modules)
Supply voltage range	19.2 V DC ... 30 V DC
Max. current consumption	250 mA
Typical current consumption	92 mA

Software interfaces

Programming tool	nanoNavigator 1 or 2
------------------	----------------------

Digital inputs

Input name	Digital inputs
Description of the input	EN 61131-2 type 1 NPN/PNP
Connection method	Screw connection
Number of inputs	6
Typical response time	60 µs (on)
Typical response time	70 µs (off)
Input voltage	24 V DC
Input voltage range "0" signal	0 V DC ... 5 V DC
Input voltage range "1" signal	15 V DC ... 30 V DC
Nominal input current at U_{IN}	5 mA DC (On)

Digital outputs

Output name	Digital outputs
Output description	NPN outputs
Connection method	Screw connection
Number of outputs	4
Protective circuit	Short-circuit and overload protection
Output voltage	24 V DC
Maximum output current per channel	500 mA
Maximum output current per module / terminal block	2 A
Maximum output current per module	2 A
Nominal load, inductive	12 VA ((1.2H))
Nominal load, lamp	12 W
Nominal load, ohmic	12 W

General

Mounting type	DIN rail
---------------	----------

classifications

eCl@ss

base unit - NLC-050-024D-06I-04QTN-00A - 2701030

classifications

eCl@ss

eCl@ss 4.0	27240101
eCl@ss 4.1	27240101
eCl@ss 5.0	27242216
eCl@ss 5.1	27242216
eCl@ss 6.0	27242216
eCl@ss 7.0	27242216
eCl@ss 8.0	27242216

ETIM

ETIM 2.0	EC001417
ETIM 3.0	EC001417
ETIM 4.0	EC002584
ETIM 5.0	EC001417


UNSPSC

UNSPSC 6.01	43172015
UNSPSC 7.0901	43201404
UNSPSC 11	43172015
UNSPSC 12.01	43201404
UNSPSC 13.2	43201404

approvals

UL Listed /

Approval details



accessories

Cover

NLC-MOD-CAP-PXC - 2701292



base unit - NLC-050-024D-06I-04QTN-00A - 2701030

accessories

NLC-MOD-CAP - 2701289



Extension module

NLC-IO-06I-04QTP-01A - 2701072



NLC-IO-06I-04QTN-01A - 2701085



NLC-IO-03I-04QRD-05A - 2701328



NLC-IO-4AI - 2701098



base unit - NLC-050-024D-06I-04QTN-00A - 2701030

accessories

NLC-MOD-RTC - 2701153



Operator interface

NLC-OP1-LCD-032-4X20 - 2701137



Mounting material

NLC-OP1-MKT - 2701140



Communication module

NLC-MOD-RS232 - 2701179



NLC-MOD-RS485 - 2701182



base unit - NLC-050-024D-06I-04QTN-00A - 2701030

accessories

NLC-MOD-USB - 2701195



NLC-COM-ENET-MB1 - 2701124



NLC-COM-GSM - 2701344



Programming cable

NLC-PC/SERIAL-CBL 1M - 2701234



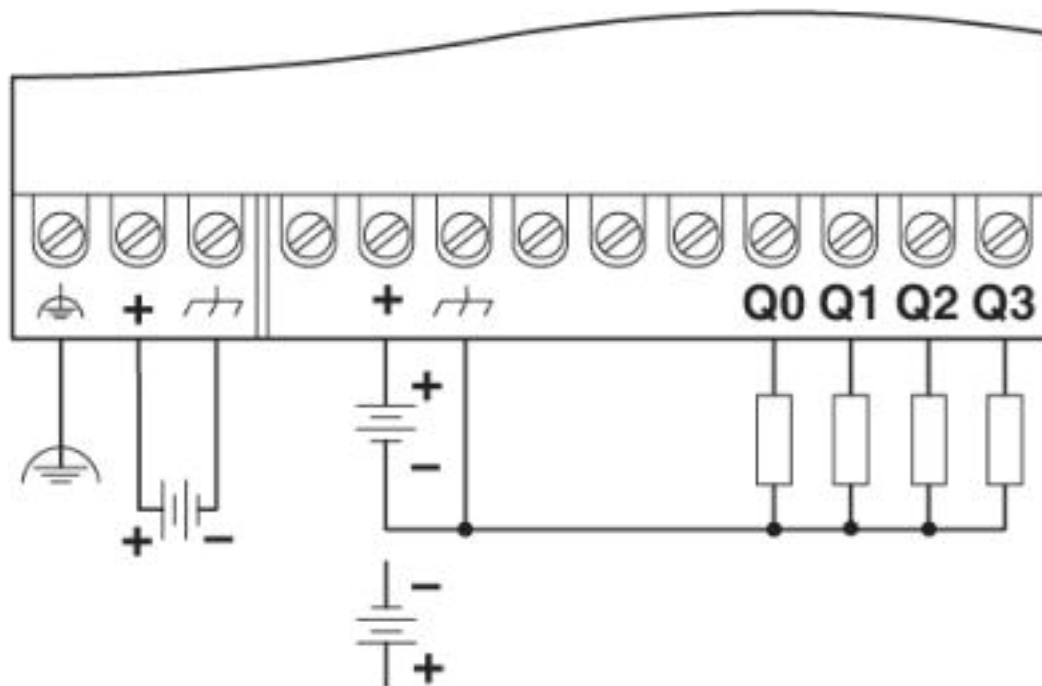
NLC-PC/USB-CBL 2M - 2701247



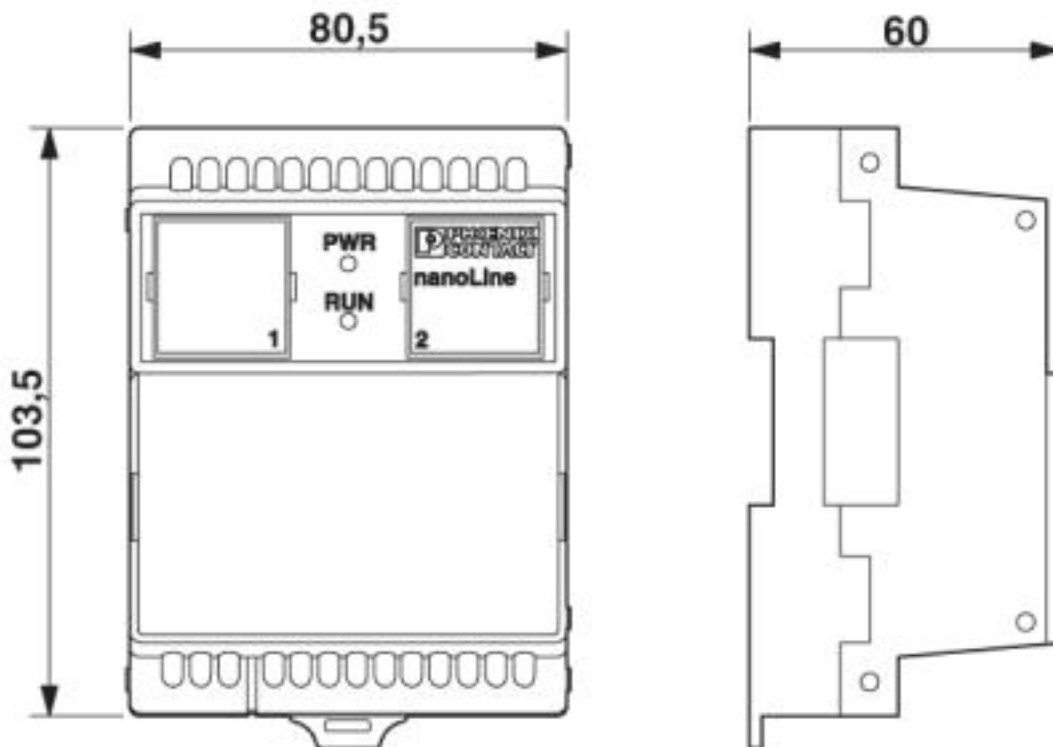
Drawings

base unit - NLC-050-024D-06I-04QTN-00A - 2701030

Connection diagram



Dimensioned drawing





© Phoenix Contact 2013 - all rights reserved
<http://www.phoenixcontact.com>