

SUPER STOCK MOTOR RZ



ITEM 53697

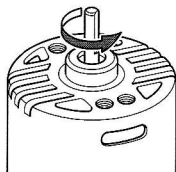


SUPER STOCK MOTOR RZ

Tuned motor best for sprint race use. Employs lay-down type brush holder that enables firm contact with commutator. Motor features many slits on its surface and excels in heat dissipation. Brush dampers increase adhesion of brush and commutator, and terminal heat sinks each of which is colored in red or black to match to motor cables are also adopted. Can be taken apart and re-built.

ROTATION DIRECTION

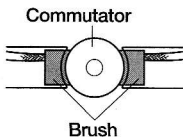
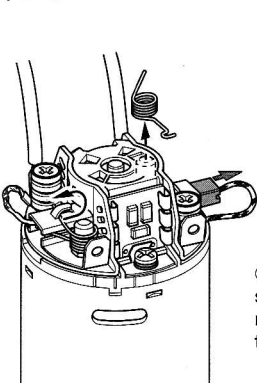
Make sure the rotation direction of the motor is correct. The rotation direction of the motor is counter-clockwise when viewed from the pinion gear end. Running the motor in the opposite direction will result in reduced performance.



REPLACING BRUSHES

If the brushes are worn as shown, replace them.

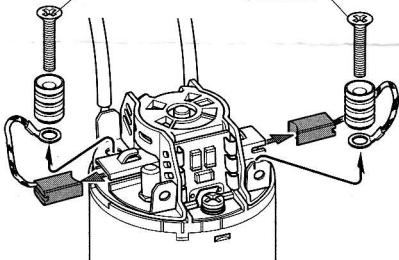
★Check brushes after use of 5 - 10 full battery packs.



GEAR RATIO
6.5~7.5:1

① Remove brush springs. Then remove brushes from the end bell.

② Loosen screws and remove brushes as shown.



★Reverse the procedure for installation.

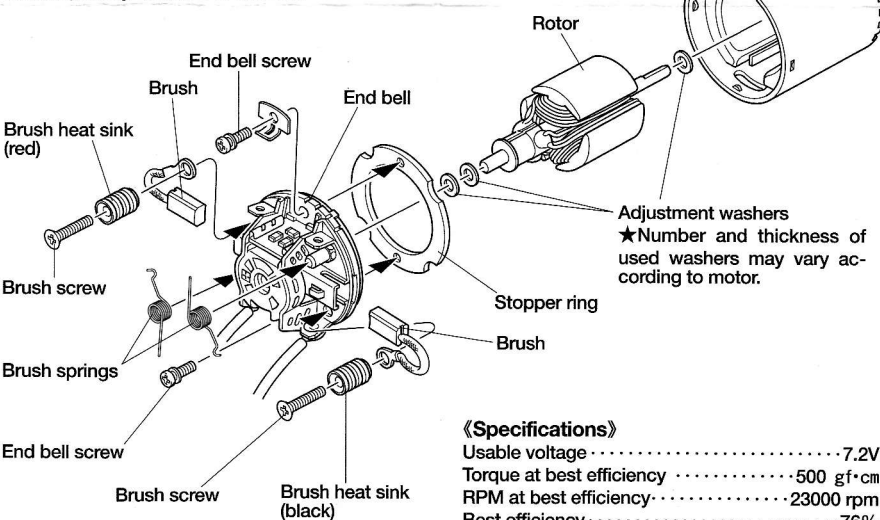
●When replacing brushes, make sure to inspect the commutator as well. Change the rotor to a new one if the commutator is badly burnt, scoured, or grooved.

●The motor should be warmed-up after installing new brushes.

DISASSEMBLY OF MOTOR AND CHANGING ROTOR

Remove brush springs first, then pull out brushes from the end bell. Loosen end bell screws and remove end bell as shown below.

★Note polarity direction of end bell.



《Specifications》

Usable voltage	7.2V
Torque at best efficiency	500 gf·cm
RPM at best efficiency	23000 rpm
Best efficiency	76%
RPM at no load	27500 rpm

CAUTIONS WITH RUNNING THE MOTOR

- Make sure to replace plastic bearings with ball bearings. Plastic bearings cannot endure motor rotation.
- Continuous running will damage the motor. Let the motor cool after each full battery run.
- Never overload the motor. Make sure that all the gears and rotating parts move smoothly to prevent motor burn out.
- Never cover the motor. Covering will hinder heat dissipation resulting in damage.
- If motor gets damaged or over-heats, performance will deteriorate.
- Periodically disassemble, clean and maintain motor after running it.
- Use only genuine Tamiya spare parts.
- Commutator Cleaning Brush Set (53487) is recommended for cleaning. Replace the brush on one side (+ or -) and run the motor without load.

RC



58318 Mercedes-Benz CLK-DMT
Team Vodafone AMG-Mercedes



TAMIYA, INC.
3-7, ONDWARA, SHIZUOKA-CITY, JAPAN.

ITEM 53697 Super Stock Motor RZ (1050332)