Data sheet

SAIL-M12GM12W-5-3LW1.5TP

Weidmüller Interface GmbH & Co. KG
Klingenbergstraße 16
D-32758 Detmold
Germany
Fon: +49 5231 14-0
Fax: +49 5231 14-292083
www.weidmueller.com



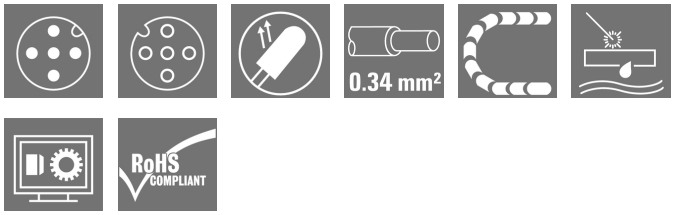

Sensor/actuator cables are used for wiring sensors and actuators and for transmitting data or power in various applications. The moulded cable offers connected and tested connection of the plug-in connector to the cable ex-works. The cables may be exposed to a wide range of conditions, such as humidity, dust, heat, cold, shock or vibration.
Our developers have focused specifically on this issue and designed a host of different M8 and M12 sensor-actuator cables so you are bound to find the solution you need for your application.
Is there something you have not managed to find or you feel needs explanation? Talk to us!

General ordering data

Type	SAIL-M12GM12W-5-3LW1.5TP
Order No.	1963920150
Version	Sensor/actuator line, Connecting line, M12 / M12, Number of poles : 5, 1.5 m, pin, straight - socket, 90°, Shielded: No, LED: Yes, Sheath material: PUR, Halogen: No
GTIN (EAN)	4032248646449
Qty.	1 pc(s).

SAIL-M12GM12W-5-3LW1.5TP

Weidmüller Interface GmbH & Co. KG
Klingenbergstraße 16
D-32758 Detmold
Germany
Fon: +49 5231 14-0
Fax: +49 5231 14-292083
www.weidmueller.com

Technical data

Dimensions and weights

Net weight	79 g

Temperatures

Operating temperature range, max.	80 °C	Operating temperature range, min.	-25 °C
Operating temperature, max.	80 °C	Operating temperature, min.	-25 °C

Environmental Product Compliance

REACH SVHC	Lead 7439-92-1

Technical specifications for cable

Number of poles	5	Core cross-section	0.34 mm²
Outside diameter	5.1 ± 0.2 mm	Cable length	1.5 m
Shielded	No	Insulation	PP
Colour coding	brown, white, blue, black, Green/yellow	Sheath material	PUR
Sheathing colour	black	Halogen	No
Temperature range, moving	-30...105 °C	Temperature range, stationary	-40...105 °C
Outer cladding in accordance with UL AWM style	20233 (80 °C / 300 V)	Suitable for cable carriers	Yes
Torsion resistance	360 °/m	Bending radius, min., stationary	4 x cable diameter
Bending radius, min., moving	7.5 x cable diameter	Acceleration	5 m/s²
Speed	200 m/min	Bending cycles	10 Mio
Resistant to welding beads	Yes	Hybrid cable	No
Irradiation crosslinked	No	Configurable cable length	No

General technical data

Version	pin, straight - socket, 90°	Connection thread	M12 / M12
Housing main material	PUR	Threaded ring material	Diecast zinc
Coding	A	Protection degree	IP65, IP66, IP67, IP68, when screwed in
Contact surface	Gold-plated	LED	Yes
Rated voltage	24 V	Rated current	4 A
Insulation strength	10^8 Ω	Temperature range of housing	-25...+85 °C
Tightening torque	M12: 0.8 - 1.2 Nm	Plugging cycles	≥ 100
Pollution severity	3	jumpered	No

Standards

Connector standard	IEC 61076-2-101

Classifications

ETIM 3.0	EC001855	ETIM 4.0	EC001855
ETIM 5.0	EC001855	ETIM 6.0	EC001855
UNSPSC	26-12-16-13	eClass 5.1	27-06-91-90
eClass 6.2	27-06-91-90	eClass 7.1	27-06-91-90
eClass 8.1	27-06-91-90	eClass 9.0	27-06-03-11
eClass 9.1	27-06-03-11		

SAIL-M12GM12W-5-3LW1.5TP

Weidmüller Interface GmbH & Co. KG
Klingenbergstraße 16
D-32758 Detmold
Germany
Fon: +49 5231 14-0
Fax: +49 5231 14-292083
www.weidmueller.com

Technical data

Approvals

Approvals	
ROHS	Conform

Downloads

Brochure/Catalogue	FL FIELDWIRING EN
Engineering Data	EPLAN, WSCAD

SAIL-M12GM12W-5-3LW1.5TP

Weidmüller Interface GmbH & Co. KG
Klingenbergstraße 16
D-32758 Detmold
Germany
Fon: +49 5231 14-0
Fax: +49 5231 14-292083
www.weidmueller.com

Drawings

Dimensioned drawing

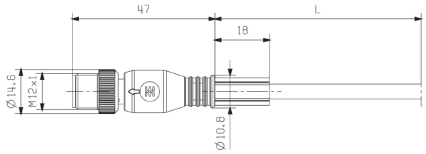

Male, straight

Dimensioned drawing

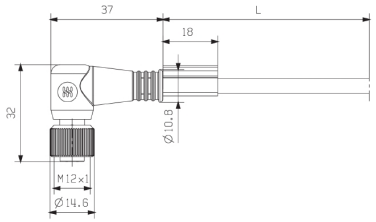

Angled socket

Pole scheme

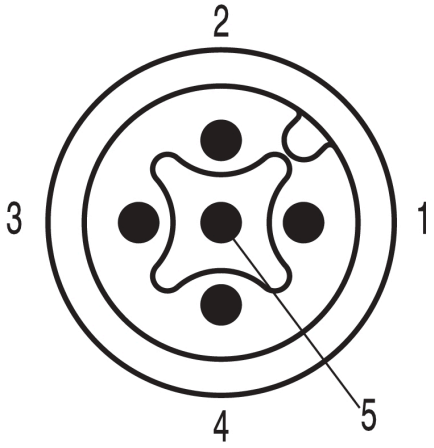

Male

Pole scheme

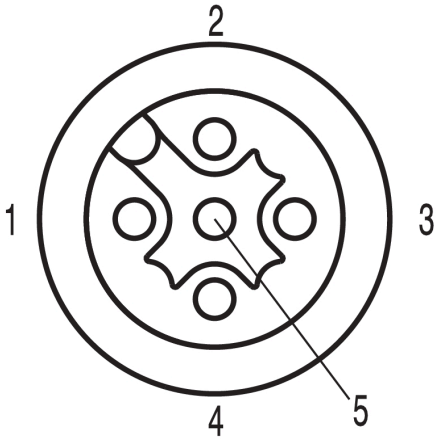

Socket

Wiring diagram

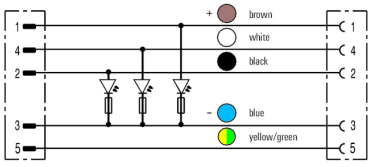

The ideal tool: Screwty ® with torque function



Light, securely screwed-in round plug-in connectors. Screwty set DM / VPE: 1 / Order No.: 1920000000 Adapters: M12, M12 F, M8, M8 F

Creation date May 28, 2019 12:01:34 AM CEST