

RIDERSERIES RCL
RCL425615

Weidmüller Interface GmbH & Co. KG
Klingenbergstraße 16
D-32758 Detmold
Germany
Fon: +49 5231 14-0
Fax: +49 5231 14-292083
www.weidmueller.com

Product image

Similar to illustration

Standard relay within the RIDERSERIES RCL

- 2 hard gold plated CO contacts
- optionally: AC or DC coils

General ordering data

Type	RCL425615
Order No.	4058620000
Version	RIDERSERIES RCL, Relay, No. of contacts: 2 CO contact AgNi 5µm Au, Rated control voltage: 115 V AC, Continuous current: 8 A, Plug-in connection
GTIN (EAN)	4032248415069
Qty.	1 pc(s).

**RIDERSERIES RCL
RCL425615**

Weidmüller Interface GmbH & Co. KG
Klingenbergstraße 16
D-32758 Detmold
Germany
Fon: +49 5231 14-0
Fax: +49 5231 14-292083
www.weidmueller.com

Technical data
Dimensions and weights

Width	12.7 mm	Width (inches)	0.5 inch
Height	29 mm	Height (inches)	1.142 inch
Depth	15.7 mm	Depth (inches)	0.618 inch
Net weight	12 g		

Temperatures

Humidity	40 °C / 93 % rel. humidity, no condensation	Operating temperature, max.	70 °C
Operating temperature, min.	-40 °C	Storage temperature, max.	85 °C
Storage temperature, min.	-40 °C	Operating temperature	-40 °C...70 °C
Storage temperature	-40 °C...85 °C		

Environmental Product Compliance

REACH SVHC Lead 7439-92-1

Rated data UL

Certificate No. (cURus) E224238

Input

Rated control voltage	115 V AC	Rated current AC	6.6 mA
Power rating	0.75 VA	Pull-in/drop-out voltage, typ.	86.3 V / 17.3 V AC
Coil resistance	8100 Ω ± 15 %		

Output

Rated switching voltage	250 V AC	Continuous current	8 A
Inrush current	15 A / 4 s	Switch-on delay	≤ 8 ms
Switch-off delay	≤ 6 ms	Min. switching power	1 mA @ 1 V
Max. switching frequency at rated load	0.1 Hz		

Contact data

Contact type	2 CO contact (AgNi 5µm Au)	Mechanical service life	5 x 10 ⁶ switching cycles
--------------	-------------------------------	-------------------------	--------------------------------------

General data

Test button	No	Mechanical switch position indicator	No
Colour	Transparent	UL 94 flammability rating	V-2

Insulation coordination

Rated voltage	250 V	Surge voltage category	III
Pollution severity	2	Insulating material group	IIIa
Protection degree	IP20	Dielectric strength, Input/Output	5 kV _{eff} / 1min
Creepage and clearance distance input – output	≥ 10 mm	Dielectric strength of neighbouring contacts	2.5 kV _{eff} / 1 Min.
Dielectric strength of open contact	1 kV _{eff} / 1 min		

Data sheet

**RIDERSERIES RCL
RCL425615**

Weidmüller Interface GmbH & Co. KG
 Klingenbergstraße 16
 D-32758 Detmold
 Germany
 Fon: +49 5231 14-0
 Fax: +49 5231 14-292083
 www.weidmueller.com

Technical data

Further details of approvals / standards

Standards	IEC 61810-1, UL508	Certificate No. (CSA)	249409-2426937
Certificate No. (cURus)	E224238		

Connection data

Wire connection method	Plug-in connection	Pitch in mm (P)	5 mm
------------------------	--------------------	-----------------	------

Classifications

ETIM 3.0	EC001437	ETIM 4.0	EC001437
ETIM 5.0	EC001437	ETIM 6.0	EC001437
UNSPSC	30-21-19-17	eClass 5.1	27-37-16-01
eClass 6.2	27-37-16-01	eClass 7.1	27-37-16-01
eClass 8.1	27-37-16-01	eClass 9.0	27-37-16-01
eClass 9.1	27-37-16-01		

Approvals

Approvals



ROHS Conform

Downloads

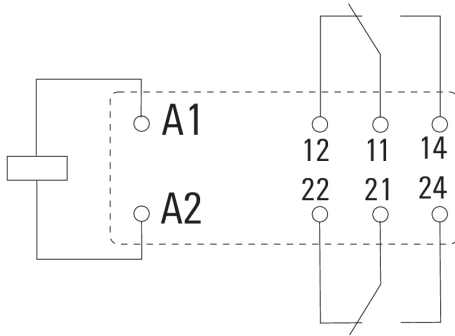
Engineering Data [WSCAD](#)

**RIDERSERIES RCL
RCL425615**

Weidmüller Interface GmbH & Co. KG
Klingenbergstraße 16
D-32758 Detmold
Germany
Fon: +49 5231 14-0
Fax: +49 5231 14-292083
www.weidmueller.com

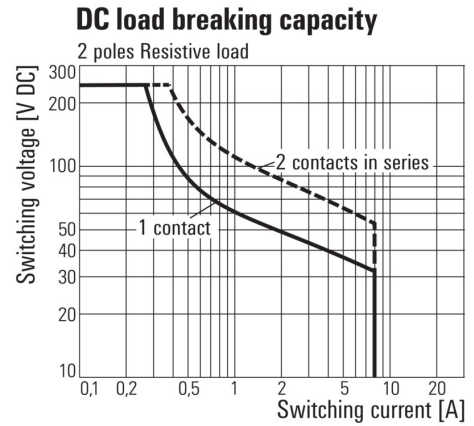
Drawings

Wiring diagram



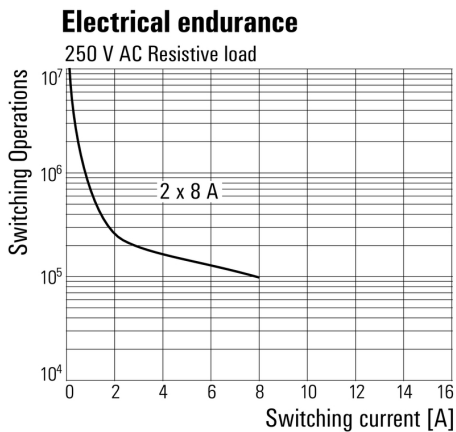
View of Pins from below

Graph

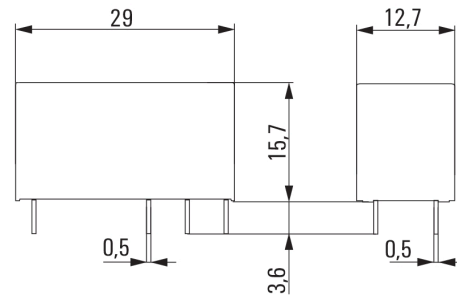


DC load limit curve
Resistive load

Graph



Electrical service life
250 V AC resistive load



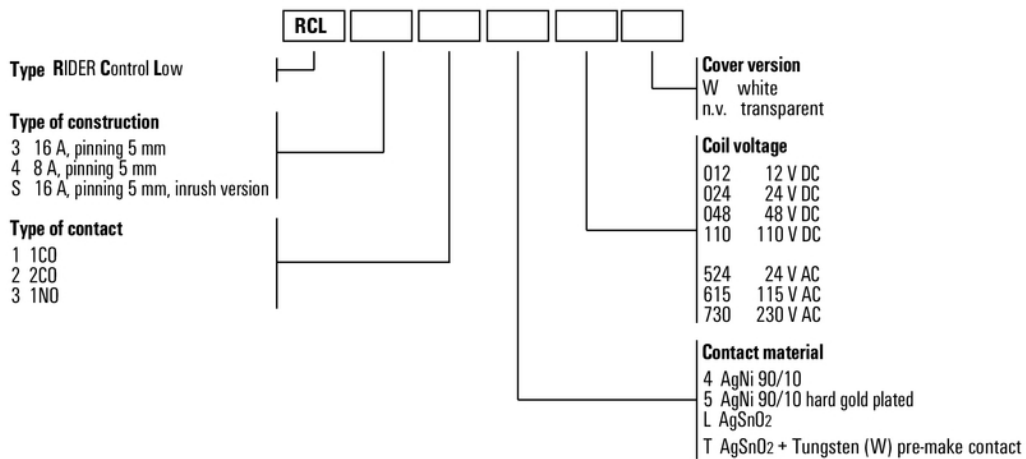
Data sheet

**RIDERSERIES RCL
RCL425615**

Weidmüller Interface GmbH & Co. KG
 Klingenbergstraße 16
 D-32758 Detmold
 Germany
 Fon: +49 5231 14-0
 Fax: +49 5231 14-292083
 www.weidmueller.com

Drawings

Miscellaneous



Type codes