

Cutting tools
KT 45 R

Weidmüller Interface GmbH & Co. KG
Klingenbergstraße 16
D-32758 Detmold
Germany
Fon: +49 5231 14-0
Fax: +49 5231 14-292083
www.weidmueller.com



Cutting tools in mechanical ratchet version. Suitable for non-pinch cutting of copper and aluminium conductors. Easy operation thanks to optimum leverage and a cleverly engineered cam mechanism.

General ordering data

Type	KT 45 R
Order No.	9202040000
Version	Cutting tools ,Circular cable cutter
GTIN (EAN)	4032248482160
Qty.	1 pc(s).

Cutting tools KT 45 R

Weidmüller Interface GmbH & Co. KG
 Klingenbergstraße 16
 D-32758 Detmold
 Germany
 Fon: +49 5231 14-0
 Fax: +49 5231 14-292083
 www.weidmueller.com

Technical data

Dimensions and weights

Width	290 mm	Width (inches)	11.417 inch
Height	85 mm	Height (inches)	3.346 inch
Depth	40 mm	Depth (inches)	1.575 inch
Weight	740 g	Net weight	985.1 g

Environmental Product Compliance

REACH SVHC Lead 7439-92-1

Technical data

Version One-hand mechanical

Cutting tools

Aluminium sector cable	4 x 70 SE	Copper cable - flexible, max.	400 mm ²
Copper cable - flexible, max. (kcmil)	800 kcmil	Copper cable - stranded, max.	300 mm ²
Copper cable - stranded, max. (kcmil)	600 kcmil	Copper cable, max. diameter	45 mm
Copper sector cable	3 x 70 SM	Data / telephone / control cable, max. Ø	45 mm
Stranded aluminium cable, max (mm ²)	400 mm ²	Stranded aluminium cable, max. (kcmil)	800 kcmil
Stranded aluminium cable, max. diameter	45 mm		

Classifications

ETIM 3.0	EC000005	ETIM 4.0	EC000005
ETIM 5.0	EC000142	ETIM 6.0	EC000142
UNSPSC	31-16-31-02	eClass 5.1	27-40-02-01
eClass 6.2	21-04-38-90	eClass 7.1	21-04-90-11
eClass 8.1	21-04-90-11	eClass 9.0	21-04-47-01
eClass 9.1	21-04-37-06		

Approvals

Approvals






Downloads

Brochure/Catalogue [CAT 6 TOOLS 15/16 EN](#)
 Engineering Data [STEP](#)

Data sheet**Cutting tools
KT 45 R**

Weidmüller Interface GmbH & Co. KG
Klingenbergstraße 16
D-32758 Detmold
Germany
Fon: +49 5231 14-0
Fax: +49 5231 14-292083
www.weidmueller.com

Drawings**Example of use**

-  Cu + Al: max. 45 mm
-  Cu: max. 300 mm²
Al: max. 400 mm²
-  Cu: max. 400 mm²

