SAIL-M8BG-4-3.0U

Weidmüller Interface GmbH & Co. KG
Klingenbergstraße 16
D-32758 Detmold
Germany
Fon: +49 5231 14-0
Fax: +49 5231 14-292083
www.weidmueller.com





Sensor/actuator cables are used for wiring sensors and actuators and for transmitting data or power in various applications. The moulded cable offers connected and tested connection of the plug-in connector to the cable ex-works. The cables may be exposed to a wide range of conditions, such as humidity, dust, heat, cold, shock or vibration.
Our developers have focused specifically on this issue and designed a host of different M8 and M12 sensor-actuator cables so you are bound to find the solution you need for your application.
Is there something you have not managed to find or you feel needs explanation? Talk to us!

General ordering data

Type	SAIL-M8BG-4-3.0U
Order No.	9457850300
Version	Sensor/actuator line, One end without connector, M8, Number of poles : 4, 3 m, Female socket, straight, Shielded: No, LED: No, Sheath material: PUR, Halogen: No
GTIN (EAN)	4032248403394
Qty.	1 pc(s).

SAIL-M8BG-4-3.0U

Weidmüller Interface GmbH & Co. KG
Klingenbergstraße 16
D-32758 Detmold
Germany
Fon: +49 5231 14-0
Fax: +49 5231 14-292083
www.weidmueller.com

Technical data

Dimensions and weights

Net weight	79 g

Temperatures

Operating temperature, max.	80 °C	Operating temperature, min.	-25 °C

Environmental Product Compliance

REACH SVHC	Lead 7439-92-1

Technical specifications for cable

Number of poles	4	Core cross-section	0.25 mm²
Outside diameter	4.4 ± 0.2 mm	Cable length	3 m
Shielded	No	Insulation	PP
Colour coding	brown, white, blue, black	Sheath material	PUR
Sheathing colour	black	Halogen	No
Temperature range, moving	-25...80 °C	Temperature range, stationary	-40...80 °C
Core in accordance with UL AWM style	10493 (80 °C / 300 V)	Outer cladding in accordance with UL AWM style	20233 (80 °C / 300 V)
Suitable for cable carriers	Yes	Torsion resistance	360 °/m
Bending radius, min., stationary	5 x cable diameter	Bending radius, min., moving	10 x cable diameter
Acceleration	5 m/s²	Speed	5 m/s
Bending cycles	2 Mio	Resistant to welding beads	No
Hybrid cable	No	Irradiation crosslinked	No
Configurable cable length	No	Hydrolysis and microbe resistant	Yes
LABS-free	Yes	Resistance to oils	in accordance with IEC 60811:404
Resistance to spread of flame	in accordance with UL1581 UL/ CUL FT1, in accordance with IEC 60332-1-2, in accordance with IEC 60332-1-3, in accordance with IEC 60332-2-2		

General technical data

Version	Female socket, straight	Connection thread	M8
Housing main material	PUR	Threaded ring material	Diecast zinc
Coding	none	Protection degree	IP65, IP66, IP67, IP68, when screwed in
Contact surface	Gold-plated	LED	No
Rated voltage	30 V	Rated current	4 A
Insulation strength	10^8 Ω	Temperature range of housing	-25...+85 °C
Tightening torque	M8: 0.5 - 0.6 Nm	Plugging cycles	≥ 100
Pollution severity	3	jumpered	No

Standards

Connector standard	IEC 61076-2-104	Certificate no. (cULus)	E307231

SAIL-M8BG-4-3.0U

Weidmüller Interface GmbH & Co. KG
Klingenbergstraße 16
D-32758 Detmold
Germany
Fon: +49 5231 14-0
Fax: +49 5231 14-292083
www.weidmueller.com

Technical data

Classifications

ETIM 3.0	EC001855	ETIM 4.0	EC001855
ETIM 5.0	EC001855	ETIM 6.0	EC001855
UNSPSC	26-12-16-13	eClass 5.1	27-06-91-90
eClass 6.2	27-27-92-18	eClass 7.1	27-06-91-90
eClass 8.1	27-06-91-90	eClass 9.0	27-06-03-11
eClass 9.1	27-06-03-11		

Approvals

Approvals	c UL us LISTED
ROHS	Conform

Downloads

Brochure/Catalogue	CAT 8 SAI 15/16 EN FL FIELDWIRING EN
Engineering Data	EPLAN, WSCAD

SAIL-M8BG-4-3.0U

Weidmüller Interface GmbH & Co. KG
Klingenbergstraße 16
D-32758 Detmold
Germany
Fon: +49 5231 14-0
Fax: +49 5231 14-292083
www.weidmueller.com

Drawings

Dimensioned drawing

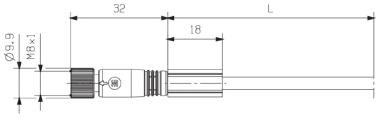

Straight socket

Pole scheme

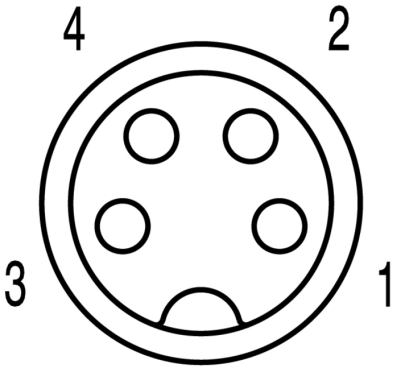

Socket

Wiring diagram

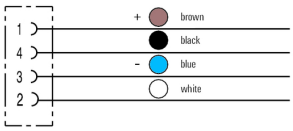

The ideal tool: Screwty® with torque function



Light, securely screwed-in round plug-in connectors. Screwty set DM / VPE: 1 / Order No.: 1920000000 Adapters: M12, M12 F, M8, M8 F