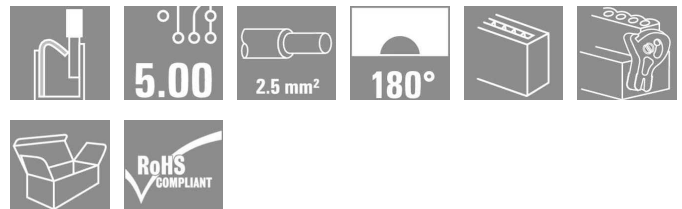


OMNIMATE Signal - series BL/SL 5.00 BLF 5.00HC/12/180LR SN OR BX

Weidmüller Interface GmbH & Co. KG
 Klingenbergstraße 16
 D-32758 Detmold
 Germany
 Fon: +49 5231 14-0
 Fax: +49 5231 14-292083
 www.weidmueller.com



Just as reliable as the tried-and-tested original, with innovation in detail:
 the BLF 5.00 – the PUSH-IN version of the BLZ 5.00 female plug – features a new connection system and a more compact design. Weidmüller's innovative PUSH-IN spring connection features a trend-setting, tool-free wire connection system that is simple to operate.
 In terms of versatility, the BLF 5.00 offers just as much as the older versions:

- The choice of three wire outlet directions offers you proven design flexibility for your applications.
- Four flange variations, including the patented release latch, so you can design the interlock based on the requirements of the user.

General ordering data

Type	BLF 5.00HC/12/180LR SN OR BX
Order No.	1016450000
Version	PCB plug-in connector, female plug, 5.00 mm, No. of poles: 12, 180°, PUSH IN spring connection, Clamping range, rated connection, max.: 3.31 mm², Box
GTIN (EAN)	4032248725687
Qty.	24 pc(s).
Product data	IEC: 400 V / 20.5 A / 0.2 - 2.5 mm² UL: 300 V / 10 A / AWG 12 - AWG 26
Packaging	Box

Erstellungs-Datum December 13, 2013 11:28:13 AM CET

OMNIMATE Signal - series BL/SL 5.00 BLF 5.00HC/12/180LR SN OR BX

Weidmüller Interface GmbH & Co. KG
Klingenbergstraße 16
D-32758 Detmold
Germany
Fon: +49 5231 14-0
Fax: +49 5231 14-292083
www.weidmueller.com

Technische Daten

Dimensions and weights

Net weight 22.62 g

System parameters

Product family	OMNIMATE Signal - series BL/SL 5.00	Wire connection method	PUSH IN spring connection
Conductor outlet direction	180°	Pitch in mm (P)	5 mm
Pitch in inches (P)	0.197 inch	No. of poles	12
Screwdriver blade	0.6 x 3.5	Screwdriver blade standard	DIN 5264
Stripping length	10 mm	L1 in mm	55 mm
L1 in inches	2.167 inch	Touch-safe protection acc. to DIN VDE 0470	IP 20
Touch-safe protection acc. to DIN VDE 57 106	Safe from finger touch		

Material data

Insulating material	PBT	Colour	Orange
Colour chart (similar)	RAL 2000	UL 94 flammability rating	V-0
CTI	≥ 200	Contact material	CuSn
Contact surface	tinned		

Connectable conductors

Clamping range, rated connection, min.	0.13 mm ²	Clamping range, rated connection, max.	3.31 mm ²
Wire connection cross section AWG, min.	AWG 26	Wire connection cross section AWG, max.	AWG 12
Solid, min. H05(07) V-U	0.2 mm ²	Solid, max. H05(07) V-U	2.5 mm ²
Flexible, min. H05(07) V-K	0.2 mm ²	Flexible, max. H05(07) V-K	2.5 mm ²
w. wire end ferrule, DIN 46228 pt 1, min.	0.2 mm ²	w. wire end ferrule, DIN 46228 pt 1, max.	2.5 mm ²
w. plastic collar ferrule, DIN 46228 pt 4, min.	0.2 mm ²	w. plastic collar ferrule, DIN 46228 pt 4, max.	2.5 mm ²
Plug gauge acc. to EN 60999 a x b; Ø	2.8 mm x 2.0 mm		

DIN IEC rating data

Rated current, min. no. of poles (TU=20°C)	20.5 A	Rated current, max. no. of poles (Tu=20°C)	6 A
Rated current, number of poles (Tu=40°C), min	17.5 A	Rated current, number of poles (Tu=40°C), max.	6 A
Rated voltage for surge voltage class pollution degree II/2	400 V	Rated voltage for surge voltage class pollution degree III/2	320 V
Rated voltage for surge voltage class pollution degree III/3	250 V	Rated impulse voltage for surge voltage class pollution degree II/2	4 kV
Rated impulse voltage for surge voltage class pollution degree III/2	4 kV	Rated impulse voltage for surge voltage class contamination degree III/3	4 kV
Short-time withstand current resistance	3 x 1s with 120 A		

OMNIMATE Signal - series BL/SL 5.00 BLF 5.00HC/12/180LR SN OR BX

Weidmüller Interface GmbH & Co. KG
 Klingenbergstraße 16
 D-32758 Detmold
 Germany
 Fon: +49 5231 14-0
 Fax: +49 5231 14-292083
 www.weidmueller.com

Technische Daten

CSA rating data

Institute (CSA)



Rated voltage (Use group B)

300 V

Rated current (use group B) 10 A

Rated voltage (use group D) 300 V

Rated current (use group D) 10 A

Wire cross-section, AWG, min. AWG 12

Wire cross-section, AWG, max. AWG 26

UL 1059 rating data

Rated voltage (use group B) 300 V

Rated current (use group B) 10 A

Rated voltage (use group D) 300 V

Rated current (use group D) 10 A

Wire cross-section, AWG, min. AWG 12

Wire cross-section, AWG, max. AWG 26

Classifications

eClass 6.2

27-26-07-04

eClass 7.1

27-44-04-02

Notes

Notes

- Additional colours on request
- Gold-plated contact surfaces on request
- Rated current related to rated cross-section & min. No. of poles.
- Wire end ferrule without plastic collar to DIN 46228/1
- Wire end ferrule with plastic collar to DIN 46228/4
- P on drawing = pitch

Approvals

Approvals



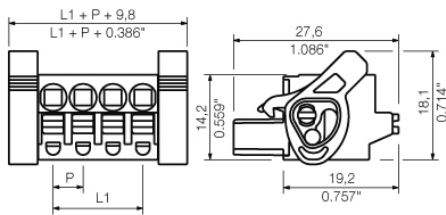
ROHS

Conform

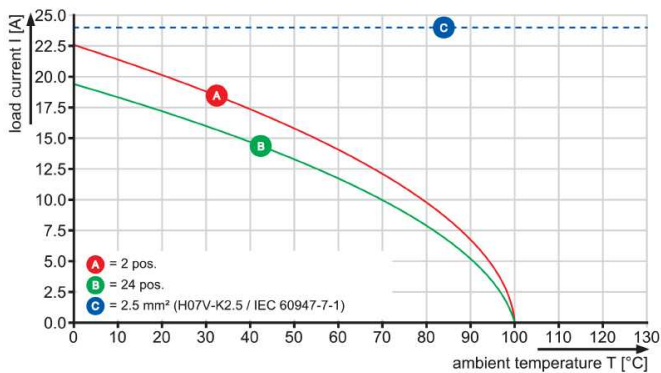
**OMNIMATE Signal - series BL/SL 5.00
BLF 5.00HC/12/180LR SN OR BX**

Weidmüller Interface GmbH & Co. KG
Klingenbergstraße 16
D-32758 Detmold
Germany
Fon: +49 5231 14-0
Fax: +49 5231 14-292083
www.weidmueller.com

Zeichnungen



BLF 5.00/..180 - SL 5.00/..90



BLF 5.00/..180 - SL 5.00/..90

