OMNIMATE Power - Powerbus series
DFFC 1.5-2.5 SN 2500

Weidmüller Interface GmbH & Co. KG
Klingenbergstraße 16
D-32758 Detmold
Germany
Fon: +49 5231 14-0
Fax: +49 5231 14-292083
www.weidmueller.com

Product image



Similar to illustration

For a reliable contact - CB/CS crimp contact.

The combination of RSV housings and Weidmüllers' crimp contacts enable custom adaptations to the specific requirements of your applications.
The following product options are available depending on the system:

- Safe centring of the contacts using the three-segment pin tips
- High contact reliability using four defined contact points
- Locking clasp in the cantilever spring for a secure mount of the contacts in the housing
- Pin contacts with two lengths to implement leading-pin contacts
- Up to 100 plugging cycles (tin version)
- Up to 500 plugging cycles (gold version)

The appropriate high-quality tools from Weidmüller guarantee professional processing.

General ordering data

Type	DFFC 1.5-2.5 SN 2500
Order No.	1480100000
Version	PCB plug-in connector, Crimp contact, Contact, tinned, Max. clamping range : 2.5 mm²
GTIN (EAN)	4008190100414
Qty.	2,500 pc(s).
Product data	
Packaging	Box

OMNIMATE Power - Powerbus series
DFFC 1.5-2.5 SN 2500

Weidmüller Interface GmbH & Co. KG
Klingenbergstraße 16
D-32758 Detmold
Germany
Fon: +49 5231 14-0
Fax: +49 5231 14-292083
www.weidmueller.com

Technical data

Dimensions and weights

Net weight	0.73 g

Material data

Contact material	Copper alloy	Contact surface	tinned
Storage temperature, min.	-25 °C	Storage temperature, max.	55 °C
Max. relative humidity during storage	80 %	Operating temperature, min.	-50 °C
Operating temperature, max.	100 °C	Temperature range, installation, min.	-25 °C
Temperature range, installation, max.	100 °C		

Conductors suitable for connection

Clamping range, min.	1.5 mm²	Clamping range, max.	2.5 mm²
Wire connection cross section AWG, min.	AWG 16	Wire connection cross section AWG, max.	AWG 14
Max. clamping range	2.5 mm²		

Rated data acc. to IEC

tested acc. to standard	IEC 60664-1, IEC 61984	Short-time withstand current resistance	3 x 1s with 120 A

Packing

Packaging	Box	VPE length	35 mm
VPE width	600 mm	VPE height	600 mm

Classifications

ETIM 3.0	EC001284	ETIM 4.0	EC000796
ETIM 5.0	EC000796	ETIM 6.0	EC000796
UNSPSC	30-21-18-01	eClass 6.2	27-26-12-02
eClass 7.1	27-44-02-04	eClass 8.1	27-44-02-04
eClass 9.0	27-44-02-04	eClass 9.1	27-44-02-04

Notes

Notes	
IPC conformity	Conformity: The products are developed, manufactured and delivered according international recognized standards and norms and comply with the assured properties in the data sheet resp. fulfill decorative properties in accordance with IPC-A-610 "Class 2". Further claims on the products can be evaluated on request.

Approvals

Approvals	EAC
ROHS	Conform

Creation date May 28, 2019 5:19:42 AM CEST

OMNIMATE Power - Powerbus series
DFFC 1.5-2.5 SN 2500

Weidmüller Interface GmbH & Co. KG
Klingenbergstraße 16
D-32758 Detmold
Germany
Fon: +49 5231 14-0
Fax: +49 5231 14-292083
www.weidmueller.com

Technical data

Downloads

Approval/Certificate/Document of Conformity	Declaration of the Manufacturer
Brochure/Catalogue	FL DRIVES EN MB DEVICE MANUF. EN FL DRIVES DE CAT 2 PORTFOLIOGUIDE EN FL BUILDING SAFETY EN FL APPL LED LIGHTING EN FL INDUSTR.CONTROLS EN FL MACHINE SAFETY EN FL HEATING ELECTR EN FL APPL_INVERTER EN FL_BASE_STATION_EN FL ELEVATOR EN FL POWER SUPPLY EN FL 72H SAMPLE SER EN PO OMNIMATE EN

OMNIMATE Power - Powerbus series
DFFC 1.5-2.5 SN 2500

Weidmüller Interface GmbH & Co. KG
Klingenbergstraße 16
D-32758 Detmold
Germany
Fon: +49 5231 14-0
Fax: +49 5231 14-292083
www.weidmueller.com

Drawings

Dimensional drawing

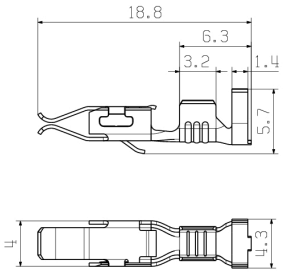

Dimensions without tolerances are no check dimensions

The English version is binding

allgemeingültige Kundenzeichnung, aktueller Stand nur auf Anfrage
general customer drawing, topical version only if required

M 5/1

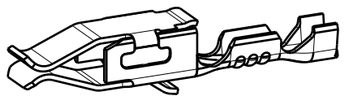

DFFC 0.22-0.35mm²

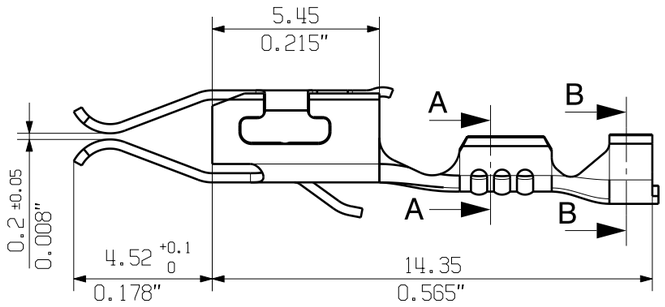

A-A

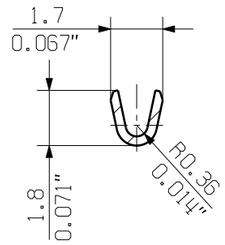

B-B

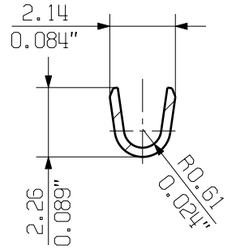

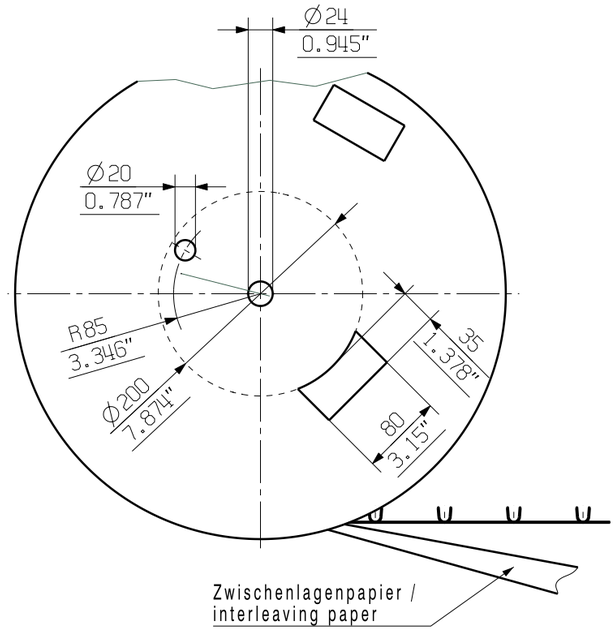

M 5/1

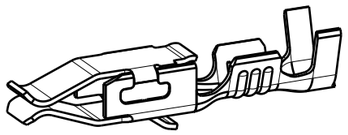

DFFC 0.5-1.0mm²

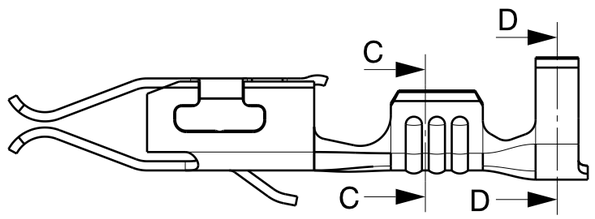

C-C

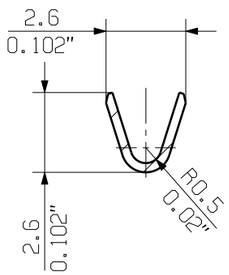

D-D

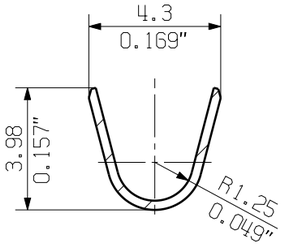

M 5/1

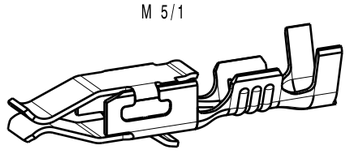

DFFC 1.50-2.50mm²

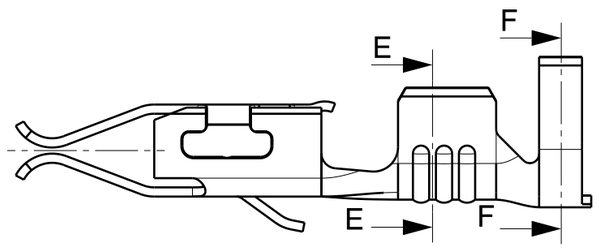

E-E

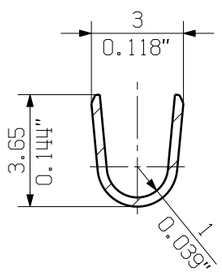

F-F

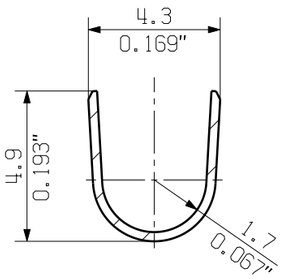

For the mounting of PCBs, it should be noted that the rated data given in the catalogue relates only to the connection elements. The neccessary creepage and clearance paths must be observed in connection with the respective applicant in accordance to VDE 0110. The current-carrying capacity and pitch tolerance is to be determined according to DIN IEC 326 part 3 very fine.

Weidmüller connectors are tested to the DIN VDE 0627 standard, and are valid for its field of application. Provided that the connectors are used to the intended purpose, all requirements with respect to the occuring of electrical, mechanical, thermic and corrosive stress will be satisfied.

Bestell-Nr. / cat.no.		Leiterquerschnitt / conductor cross-section	Oberfläche finish&surf.
Einzelkontakt/ separate cont.	Bandware / cont. on strip		
1604260000	1604240000	0.22mm²-0.35mm²	Au0.8, Ni1-2 u. Sn4±1
1604250000	1604230000		Sn 4-8
1625530000	1625520000	0.50mm²-1.00mm²	Ag4±1 u. Sn4±1
1567080000	1540100000		Au0.8, Ni1-2 u. Sn4±1
1567060000	1480000000		Sn 4-8
1625510000	1625500000	1.50mm²-2.50mm²	Ag4±1 u. Sn4±1
1567090000	1540200000		Au0.8, Ni1-2 u. Sn4±1
1567070000	1480100000		Sn 4-8

. . Cat.no.: .

GENERAL TOLERANCE:
DIN ISO 2768-m

RoHS COMPLIANT

88771/5
23.06.16 HELIS_MA 00
.
Modification

Weidmüller

3 32368 (11)
Drawing no. Issue no.
Sheet 05 of 05 sheets

	Date	Name
Drawn	30.03.2007	HERTEL_S
Responsible		HERTEL_S
Checked	26.07.2016	HELIS_MA
Approved		LANG_T

Scale: 10/1

Supersedes: .

DFFC
CRIMPKONTAKT
CRIMP CONTACT

Product file: DFFC 7169

The reproduction, distribution and utilization of this document as well as the communication of its contents to others without explicit authorization is prohibited. Offenders will be held liable for the payment of damages. Weidmueller exclusively reserves the right to file for patents, utility models or designs.
© Weidmueller Interface GmbH & Co. KG