

TERMSERIES
RSS113005

Weidmüller Interface GmbH & Co. KG
 Klingenbergstraße 16
 D-32758 Detmold
 Germany
 Fon: +49 5231 14-0
 Fax: +49 5231 14-292083
 www.weidmueller.com

Product image


Similar to illustration

TERMSERIES accessories include:

- Spare relay
- Base
- Partition plates
- Cross-connections
- Power-feed modules

General ordering data

Type	RSS113005
Order No.	4061580000
Version	TERMSERIES, Relay, No. of contacts: 1 CO contact AgNi, Rated control voltage: 5 V DC, Continuous current: 6 A, Plug-in connection
GTIN (EAN)	4032248252237
Qty.	20 pc(s).

TERMSERIES
RSS113005

Weidmüller Interface GmbH & Co. KG
 Klingenbergstraße 16
 D-32758 Detmold
 Germany
 Fon: +49 5231 14-0
 Fax: +49 5231 14-292083
 www.weidmueller.com

Technical data**Dimensions and weights**

Width	5 mm	Width (inches)	0.197 inch
Height	28 mm	Height (inches)	1.102 inch
Depth	15 mm	Depth (inches)	0.591 inch
Net weight	4.64 g		

Temperatures

Humidity	5...85 % rel. humidity, no condensation	Operating temperature, max.	85 °C
Operating temperature, min.	-40 °C	Storage temperature, max.	85 °C
Storage temperature, min.	-40 °C	Operating temperature	-40 °C...85 °C
Storage temperature	-40 °C...85 °C		

Environmental Product Compliance

REACH SVHC	Lead 7439-92-1
------------	----------------

Rated data UL

Certificate No. (cURus)	E223474
-------------------------	---------

Input

Rated control voltage	5 V DC	Rated current DC	33.3 mA
Power rating	170 mW	Pull-in/drop-out voltage, typ.	3.5 V / 0.25 V DC
Coil resistance	147 Ω ± 10 %		

Output

Rated switching voltage	250 V AC	Max. switching voltage, AC	250 V
Max. switching voltage, DC	250 V	Continuous current	6 A
Inrush current	20 A / 20 ms	Switch-on delay	< 8 ms
Switch-off delay	< 4 ms	Min. switching power	1 mA @ 24 V, 10 mA @ 10 V, 100 mA @ 5 V
Max. switching frequency at rated load	0.1 Hz		

Contact data

Contact type	1 CO contact (AgNi)	Mechanical service life	5 x 10 ⁶ switching cycles
--------------	---------------------	-------------------------	--------------------------------------

General data

Test button	No	Mechanical switch position indicator	No
Colour	white	UL 94 flammability rating	V-0

Insulation coordination

Protection degree	IP67	Dielectric strength, Input/Output	4 kV _{eff} / 1 Min.
Impulse withstand voltage at input and output	6 kV (1.2/50 μs)	Creepage and clearance distance input – output	≥ 5.5 mm
Dielectric strength of open contact	1 kV _{eff} / 1 min		

Data sheet

**TERMSERIES
RSS113005**

Weidmüller Interface GmbH & Co. KG
 Klingenbergstraße 16
 D-32758 Detmold
 Germany
 Fon: +49 5231 14-0
 Fax: +49 5231 14-292083
 www.weidmueller.com

Technical data

Further details of approvals / standards

Standards	IEC 61810-1, UL508	Certificate No. (cURus)	E223474
-----------	--------------------	-------------------------	---------

Connection data

Wire connection method	Plug-in connection
------------------------	--------------------

Classifications

ETIM 3.0	EC001437	ETIM 4.0	EC001456
ETIM 5.0	EC001437	ETIM 6.0	EC001437
eClass 6.2	27-37-16-03	eClass 7.1	27-37-16-01
eClass 8.1	27-37-16-01	eClass 9.0	27-37-16-01
eClass 9.1	27-37-16-01		

Approvals

Approvals



ROHS	Conform
------	---------

Downloads

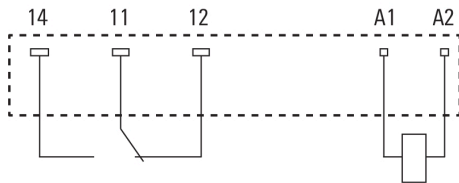
Brochure/Catalogue	CAT 4.2 ELECTR 18/19 EN
Engineering Data	WSCAD
Engineering Data	STEP

**TERMSERIES
RSS113005**

Weidmüller Interface GmbH & Co. KG
 Klingenbergstraße 16
 D-32758 Detmold
 Germany
 Fon: +49 5231 14-0
 Fax: +49 5231 14-292083
 www.weidmueller.com

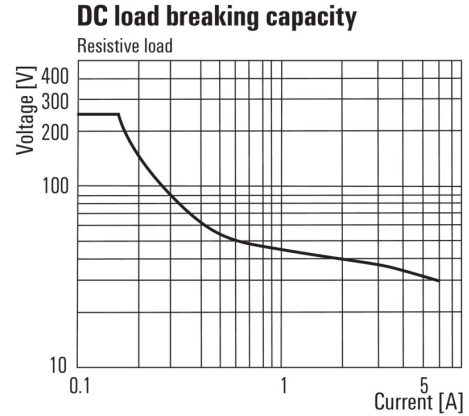
Drawings

Wiring diagram



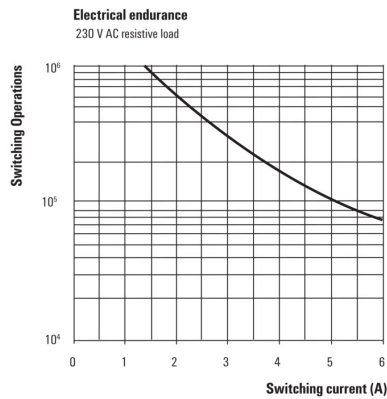
View of Pins from below

Graph



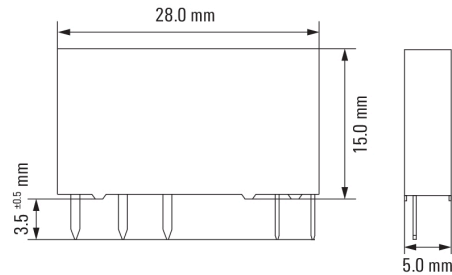
DC load limit curve

Graph



Electrical service life
230 V AC resistive load

Dimensional drawing



Data sheet

TERMSERIES
RSS113005

Weidmüller Interface GmbH & Co. KG
Klingenbergstraße 16
D-32758 Detmold
Germany
Fon: +49 5231 14-0
Fax: +49 5231 14-292083
www.weidmueller.com

Drawings

Miscellaneous

Type code	RSS				
Type	RSS				
Type of construction	1 Vertical, washable				
Type of contact	1 1 Changeover contact				
Contact material	0 AgSnO2 2 AgNi hard gold plated 3 AgNi				
					Coil 005 5 V DC 012 12 V DC 024 24 V DC 048 48 V DC 060 60 V DC

Type codes