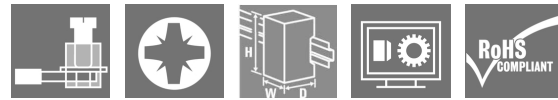


RIDERSERIES RCM RCMKIT 24VDC 3CO LED GN

Weidmüller Interface GmbH & Co. KG
 Klingenbergstraße 16
 D-32758 Detmold
 Germany
 Fon: +49 5231 14-0
 Fax: +49 5231 14-292083
 www.weidmueller.com

Product image



Similar to illustration

Modular system comprised of:

- relay socket for rail mounting
- LED indicator unit
- retaining clip
- plug-in relay
- markers

General ordering data

Type	RCMKIT 24VDC 3CO LED GN
Order No.	7940007062
Version	RIDERSERIES RCM, Relays, No. of contacts: 3 CO contact with test button AgNi 90/10, Rated control voltage: 24 V DC, Continuous current: 10 A, Screw connection
GTIN (EAN)	4032248474943
Qty.	10 pc(s).

**RIDERSERIES RCM
RCMKIT 24VDC 3CO LED GN**

Weidmüller Interface GmbH & Co. KG
Klingenbergstraße 16
D-32758 Detmold
Germany
Fon: +49 5231 14-0
Fax: +49 5231 14-292083
www.weidmueller.com

Technical data
Dimensions and weights

Width	27 mm	Width (inches)	1.063 inch
Height	78 mm	Height (inches)	3.071 inch
Depth	72 mm	Depth (inches)	2.835 inch
Net weight	106.8 g		

Temperatures

Humidity	40 °C / 93 % rel. humidity, no condensation	Operating temperature, max.	70 °C
Operating temperature, min.	-40 °C	Storage temperature, max.	70 °C
Storage temperature, min.	-40 °C	Operating temperature	-40 °C...70 °C
Storage temperature	-40 °C...70 °C		

Environmental Product Compliance

REACH SVHC	Lead 7439-92-1
------------	----------------

Input

Rated control voltage	24 V DC	Rated current DC	31.3 mA
Power rating	740 mW	Pull-in/drop-out voltage, typ.	18 V / 2.4 V DC
Coil resistance	777 Ω ± 10 %	Status indicator	Green LED
Protective circuit	Free-wheeling diode		

Output

Rated switching voltage	240 V AC	Max. switching voltage, AC	240 V
Continuous current	10 A	Inrush current	20 A / 20 ms
Switch-on delay	≤ 15 ms	Switch-off delay	≤ 10 ms
Min. switching power	1 mA @ 24 V, 10 mA @ 12 V, 100 mA @ 5 V	Max. switching frequency at rated load	0.1 Hz

Contact data

Contact type	3 CO contact with test button (AgNi 90/10)	Mechanical service life	AC coil 20 x 10 ⁶ switching cycles, DC coil 30 x 10 ⁶ switching cycles
--------------	--	-------------------------	--

General data

Rail	TS 35	Test button	yes (lockable)
Mechanical switch position indicator	Yes	Colour	black
UL 94 flammability rating	V-2		

Insulation coordination

Rated voltage	240 V	Surge voltage category	III
Pollution severity	2	Protection degree	IP20
Dielectric strength, Input/Output	2.5 kV _{eff} / 1 Min.	Creepage and clearance distance input - output	≥ 4 mm
Dielectric strength of open contact	1.2 kV _{eff} / 1 min.	Impulse withstand voltage	5 kV (1.2/50 μs)

RIDERSERIES RCM RCMKIT 24VDC 3CO LED GN

Weidmüller Interface GmbH & Co. KG
 Klingenbergstraße 16
 D-32758 Detmold
 Germany
 Fon: +49 5231 14-0
 Fax: +49 5231 14-292083
 www.weidmueller.com

Technical data

Further details of approvals / standards

Standards	DIN EN 50178	Certificate no. (CSA) relay	249409-2426937
Certificate no. (cURus) relay	E224238	Certificate no. (cURus) base	E223759

Connection data

Wire connection method	Screw connection	Clamping range, rated connection	2.5 mm ²
Clamping range, min.	0.5 mm ²	Clamping range, max.	2.5 mm ²
Blade size	size PH1		

Classifications

ETIM 3.0	EC001437	ETIM 4.0	EC001437
ETIM 5.0	EC001437	ETIM 6.0	EC001437
UNSPSC	30-21-19-17	eClass 5.1	27-37-16-01
eClass 6.2	27-37-16-01	eClass 7.1	27-37-16-01
eClass 8.1	27-37-16-01	eClass 9.0	27-37-16-01
eClass 9.1	27-37-16-01		

Approvals

Approvals



ROHS Conform

Downloads

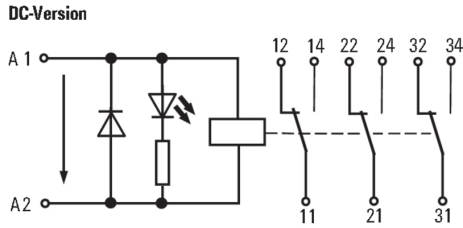
Approval/Certificate/Document of Conformity	DE_PA5600_160414_004.pdf
Engineering Data	EPLAN.WSCAD

**RIDERSERIES RCM
RCMKIT 24VDC 3CO LED GN**

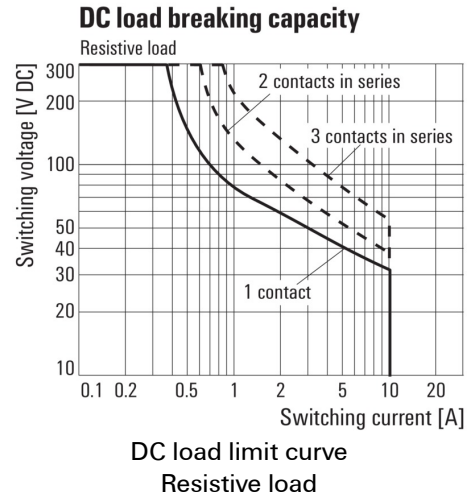
Weidmüller Interface GmbH & Co. KG
 Klingenbergstraße 16
 D-32758 Detmold
 Germany
 Fon: +49 5231 14-0
 Fax: +49 5231 14-292083
 www.weidmueller.com

Drawings

Wiring diagram



Graph



Graph

