

## MCZ SERIES MCZ R 120VAC

**Weidmüller Interface GmbH & Co. KG**  
 Klingenbergstraße 16  
 D-32758 Detmold  
 Germany  
 Fon: +49 5231 14-0  
 Fax: +49 5231 14-292083  
 www.weidmueller.com

### Product image



Similar to illustration

The MCZ R relay couplers, with a width of only 6 mm, are the thinnest in their class.

They are distinguished by the following features:

- Tension clamp connection
- Integrated cross-connection in input/output.  
Clampable conductor cross-section is 0.5 to 1.5 mm<sup>2</sup>

### General ordering data

Type	MCZ R 120VAC
Order No.	<a href="#">8420880000</a>
Version	MCZ SERIES, Relays, No. of contacts: 1 CO contact AgSnO, Rated control voltage: 120 V AC -15 % / +10 %, Continuous current: 6 A, Tension-clamp connection
GTIN (EAN)	4008190227036
Qty.	10 pc(s).

**MCZ SERIES**  
**MCZ R 120VAC**

**Weidmüller Interface GmbH & Co. KG**  
 Klingenbergstraße 16  
 D-32758 Detmold  
 Germany  
 Fon: +49 5231 14-0  
 Fax: +49 5231 14-292083  
 www.weidmueller.com

**Technical data**
**Dimensions and weights**

Width	6.1 mm	Width (inches)	0.24 inch
Height	91 mm	Height (inches)	3.583 inch
Depth	63.2 mm	Depth (inches)	2.488 inch
Net weight	24.8 g		

**Temperatures**

Humidity	5 - 93% rel. humidity, Tu = 40°C, no condensation	Operating temperature, max.	50 °C
Operating temperature, min.	-25 °C	Storage temperature, max.	60 °C
Storage temperature, min.	-40 °C	Operating temperature	-25 °C...50 °C
Storage temperature	-40 °C...60 °C		

**Environmental Product Compliance**

REACH SVHC	Lead 7439-92-1
------------	----------------

**Rated data UL**

Certificate No. (cURus)	E141197
-------------------------	---------

**Input**

Rated control voltage	120 V AC + 10 % / - 15 %	Rated current AC	7 mA
Power rating	0.85 VA	Pull-in/drop-out voltage, typ.	85 V / 17 V AC
Pull-in/drop-out current, typ.	4 mA / 1.3 mA AC	Status indicator	Green LED
Protective circuit	RC element, Rectifier		

**Output**

Rated switching voltage	250 V AC	Max. switching voltage, AC	250 V
Max. switching voltage, DC	250 V	Continuous current	6 A
Inrush current	6 A	Switch-on delay	< 17 ms
Switch-off delay	< 35 ms	Min. switching power	1 mA @ 24 V, 10 mA @ 10 V, 100 mA @ 5 V
Max. switching frequency at rated load	0.1 Hz		

**Contact data**

Contact type	1 CO contact (AgSnO)	Mechanical service life	10 x 10 <sup>6</sup> switching cycles
--------------	----------------------	-------------------------	---------------------------------------

**General data**

Version	One end without connector	Rail	TS 35
Test button	No	Mechanical switch position indicator	No
Open sides	right	Colour	beige
UL 94 flammability rating	V-0		

**MCZ SERIES  
MCZ R 120VAC**

**Weidmüller Interface GmbH & Co. KG**  
 Klingenbergstraße 16  
 D-32758 Detmold  
 Germany  
 Fon: +49 5231 14-0  
 Fax: +49 5231 14-292083  
 www.weidmueller.com

**Technical data**
**Insulation coordination**

Rated voltage	300 V	Surge voltage category	III
Pollution severity	2	Protection degree	IP20
Dielectric strength, Input/Output	4 kV <sub>eff</sub> / 1 s	Creepage and clearance distance input – output	≥ 5.5 mm
Dielectric strength to mounting rail	4 kV <sub>eff</sub> / 1 Min.	Impulse withstand voltage	4 kV (1.2/50 µs)

**Further details of approvals / standards**

Standards	DIN EN 50178, UL508	Certificate No. (CSA)	154685-1198742
Certificate No. (cURus)	E141197		

**Connection data**

Wire connection method	Tension-clamp connection	Stripping length, rated connection	8 mm
Clamping range, rated connection	1.5 mm <sup>2</sup>	Clamping range, min.	0.5 mm <sup>2</sup>
Clamping range, max.	1.5 mm <sup>2</sup>	Wire connection cross section AWG, min.	AWG 26
Wire connection cross section AWG, max.	AWG 16	Wire cross-section, solid, min.	0.5 mm <sup>2</sup>
Wire cross-section, solid, max.	1.5 mm <sup>2</sup>	Wire connection cross-section, finely stranded, min.	0.5 mm <sup>2</sup>
Wire connection cross section, finely stranded, max.	1.5 mm <sup>2</sup>	Wire cross-section, finely stranded, min. (AWG)	AWG 26
Wire cross-section, finely stranded, max. (AWG)	AWG 16	Wire connection cross-section, finely stranded with wire-end ferrules DIN 46228/4, min.	0.5 mm <sup>2</sup>
Wire connection cross-section, finely stranded with wire-end ferrules DIN 46228/4, max.	1.5 mm <sup>2</sup>	Conductor cross-section, flexible, AEH (DIN 46228-1), min.	0.5 mm <sup>2</sup>
Conductor cross-section, flexible, AEH (DIN 46228-1), max.	1.5 mm <sup>2</sup>	Blade size	0.6 x 3.5 mm

**Classifications**

ETIM 3.0	EC001437	ETIM 4.0	EC001437
ETIM 5.0	EC001437	ETIM 6.0	EC001437
UNSPSC	30-21-19-17	eClass 5.1	27-37-16-01
eClass 6.2	27-37-16-01	eClass 7.1	27-37-16-01
eClass 8.1	27-37-16-01	eClass 9.0	27-37-16-01
eClass 9.1	27-37-16-01		

**Product information**

Product information      The cable lengths must not exceed 30 m.

**Approvals**

Approvals



ROHS      Conform

**Data sheet****MCZ SERIES  
MCZ R 120VAC**

**Weidmüller Interface GmbH & Co. KG**  
Klingenbergstraße 16  
D-32758 Detmold  
Germany  
Fon: +49 5231 14-0  
Fax: +49 5231 14-292083  
www.weidmueller.com

**Technical data****Downloads**

---

Approval/Certificate/Document of Conformity	<a href="#">DE_PA_5600_160311_004.pdf</a>
Brochure/Catalogue	<a href="#">CAT 4.2 ELECTR 18/19 EN</a>
Engineering Data	<a href="#">EPLAN, WSCAD, Zuken E3.S</a>
Engineering Data	<a href="#">STEP</a>
User Documentation	<a href="#">Operating Instructions</a>


---

**MCZ SERIES  
MCZ R 120VAC**

**Weidmüller Interface GmbH & Co. KG**  
 Klingenbergstraße 16  
 D-32758 Detmold  
 Germany  
 Fon: +49 5231 14-0  
 Fax: +49 5231 14-292083  
 www.weidmueller.com

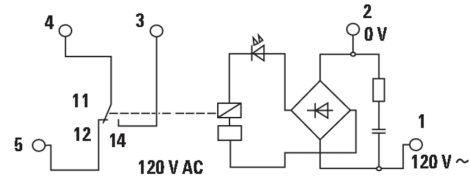
**Drawings**

**Product image**

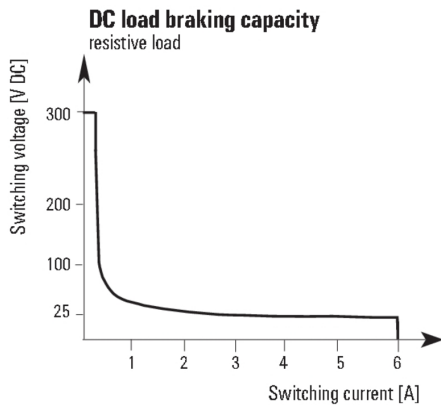


Similar to illustration

**Wiring diagram**

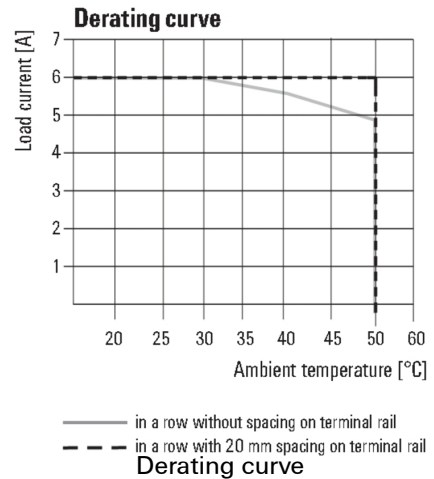


**Graph**



DC load limit curve

**Graph**



**Dimensional drawing**

