


MCZ SERIES MCZ O 230VAC

Weidmüller Interface GmbH & Co. KG
 Klingenbergstraße 16
 D-32758 Detmold
 Germany
 Fon: +49 5231 14-0
 Fax: +49 5231 14-292083
 www.weidmueller.com



Similar to illustration

The MCZ O optos, with a width of only 6 mm, are the thinnest in their class.

They are distinguished by the following features:

- Tension clamp connection
- Integrated cross-connection in input/output
Clampable conductor cross-section is 0.5 to 1.5 mm².

General ordering data

Type	MCZ O 230VAC
Order No.	8421380000
Version	MCZ SERIES, solid-state relais, 1 NO contact (Transistor). Rated control voltage: 230 V AC +5 % / -15 % , Rated switching voltage: 5...48 V DC, Continuous current: 20 mA, Tension-clamp connection
GTIN (EAN)	4032248006052
Qty.	10 pc(s).

MCZ SERIES
MCZ O 230VAC

Weidmüller Interface GmbH & Co. KG
 Klingenbergstraße 16
 D-32758 Detmold
 Germany
 Fon: +49 5231 14-0
 Fax: +49 5231 14-292083
 www.weidmueller.com

Technical data**Dimensions and weights**

Width	6.1 mm	Width (inches)	0.24 inch
Height	91 mm	Height (inches)	3.583 inch
Depth	63.2 mm	Depth (inches)	2.488 inch
Net weight	24 g		

Temperatures

Humidity	40 °C / 93 % rel. humidity, no condensation	Operating temperature, max.	40 °C
Operating temperature, min.	-25 °C	Storage temperature, max.	60 °C
Storage temperature, min.	-40 °C	Operating temperature	-25 °C...40 °C
Storage temperature	-40 °C...60 °C		

Probability of failure

MTTF	2,135 Years
------	-------------

Environmental Product Compliance

REACH SVHC	Lead 7439-92-1
------------	----------------

Rated data UL

Certificate No. (cURus)	E141197
-------------------------	---------

Control side

Rated control voltage	230 V AC +5 % / -15 %	Nominal control current	10 mA AC ±20 %
Power rating	2.3 VA	Cut-in / dropout voltage	175 V / 125 V AC
Status indicator	Green LED	Protective circuit	Rectifier

Load side

Rated switching voltage	5...48 V DC	Continuous current	20 mA
Pulse load, max. current	< 150 mA / 10 ms	Switch-on delay	≤ 30 ms
Switch-off delay	≤ 40 ms	Voltage drop at max. load	1.6 V
Leakage current	≤ 1 mA	Short-circuit-proof	No
Protective circuit, load side	Free-wheeling diode	max. switching frequency (AC control voltage)	5 Hz

Contact data

Contact type	1 NO contact (Transistor)
--------------	---------------------------

General data

Version	One end without connector	Rail	TS 35
Colour	beige	UL 94 flammability rating	V-0

MCZ SERIES
MCZ O 230VAC

Weidmüller Interface GmbH & Co. KG
 Klingenbergstraße 16
 D-32758 Detmold
 Germany
 Fon: +49 5231 14-0
 Fax: +49 5231 14-292083
 www.weidmueller.com

Technical data**Insulation coordination**

Rated voltage	300 V	Pollution severity	2
Surge voltage category	III	Clearance and creepage distances for control side - load side	≥ 5.5 mm
Dielectric strength for control side - load side	1 kV _{eff} / 1 s	Dielectric strength to mounting rail	4 kV _{eff} / 1 Min.
Impulse withstand voltage	6 kV (1.2/50 μs)	Protection degree	IP20

Further details of approvals / standards

Standards	DIN EN 50178, UL508	Certificate No. (CSA)	154685-1198742
Certificate No. (cURus)	E141197		

Connection data

Wire connection method	Tension-clamp connection	Stripping length, rated connection	8 mm
Clamping range, rated connection	1.5 mm ²	Clamping range, min.	0.5 mm ²
Clamping range, max.	1.5 mm ²	Wire connection cross section AWG, min.	AWG 26
Wire connection cross section AWG, max.	AWG 16	Wire cross-section, solid, min.	0.5 mm ²
Wire cross-section, solid, max.	1.5 mm ²	Wire connection cross-section, finely stranded, min.	0.5 mm ²
Wire connection cross section, finely stranded, max.	1.5 mm ²	Wire cross-section, finely stranded, min. (AWG)	AWG 26
Wire cross-section, finely stranded, max. (AWG)	AWG 16	Wire connection cross-section, finely stranded with wire-end ferrules DIN 46228/4, min.	0.5 mm ²
Wire connection cross-section, finely stranded with wire-end ferrules DIN 46228/4, max.	1.5 mm ²	Conductor cross-section, flexible, AEH (DIN 46228-1), min.	0.5 mm ²
Conductor cross-section, flexible, AEH (DIN 46228-1), max.	1.5 mm ²	Blade size	0.6 x 3.5 mm

Classifications

ETIM 3.0	EC001504	ETIM 4.0	EC001504
ETIM 5.0	EC001504	ETIM 6.0	EC001504
UNSPSC	30-21-18-01	eClass 5.1	27-27-09-90
eClass 6.2	27-27-09-90	eClass 7.1	27-37-16-04
eClass 8.1	27-37-16-04	eClass 9.0	27-37-16-04
eClass 9.1	27-37-16-04		

Approvals

Approvals



ROHS

Conform

Data sheet**MCZ SERIES
MCZ O 230VAC**

Weidmüller Interface GmbH & Co. KG
Klingenbergstraße 16
D-32758 Detmold
Germany
Fon: +49 5231 14-0
Fax: +49 5231 14-292083
www.weidmueller.com

Technical data**Downloads**

Approval/Certificate/Document of Conformity	DE_PA_5600_160311_002.pdf
Brochure/Catalogue	CAT 4.2 ELECTR 18/19 EN
Engineering Data	EPLAN, WSCAD
Engineering Data	STEP
User Documentation	Operating Instructions


Data sheet

**MCZ SERIES
MCZ O 230VAC**

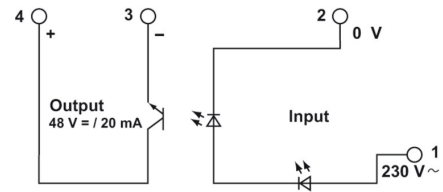
Weidmüller Interface GmbH & Co. KG
 Klingenbergstraße 16
 D-32758 Detmold
 Germany
 Fon: +49 5231 14-0
 Fax: +49 5231 14-292083
 www.weidmueller.com

Drawings

Wiring diagram



Similar to illustration



Schaltsymbol

Dimensional drawing

