


MCZ SERIES

MCZ R 24VDC 5uAu

Weidmüller Interface GmbH & Co. KG
 Klingenbergstraße 16
 D-32758 Detmold
 Germany
 Fon: +49 5231 14-0
 Fax: +49 5231 14-292083
 www.weidmueller.com

Product image



Similar to illustration

The MCZ R relay couplers, with a width of only 6 mm, are the thinnest in their class.

They are distinguished by the following features:

- Tension clamp connection
- Integrated cross-connection in input/output.
Clampable conductor cross-section is 0.5 to 1.5 mm²

General ordering data

Type	MCZ R 24VDC 5uAu
Order No.	8442960000
Version	MCZ SERIES, Relays, No. of contacts: 1 CO contact AgSnO 5µm Au, Rated control voltage: 24 V DC ±20 %, Continuous current: 6 A, Tension-clamp connection
GTIN (EAN)	4032248003891
Qty.	10 pc(s).

MCZ SERIES
MCZ R 24VDC 5uAu

Weidmüller Interface GmbH & Co. KG
 Klingenbergstraße 16
 D-32758 Detmold
 Germany
 Fon: +49 5231 14-0
 Fax: +49 5231 14-292083
 www.weidmueller.com

Technical data
Dimensions and weights

Width	6.1 mm	Width (inches)	0.24 inch
Height	91 mm	Height (inches)	3.583 inch
Depth	63.2 mm	Depth (inches)	2.488 inch
Net weight	26 g		

Temperatures

Humidity	5 - 93% rel. humidity, Tu = 40°C, no condensation	Operating temperature, max.	50 °C
Operating temperature, min.	-25 °C	Storage temperature, max.	60 °C
Storage temperature, min.	-40 °C	Operating temperature	-25 °C...50 °C
Storage temperature	-40 °C...60 °C		

Environmental Product Compliance

REACH SVHC	Lead 7439-92-1
------------	----------------

Rated data UL

Certificate No. (cURus)	E141197
-------------------------	---------

Input

Rated control voltage	24 V DC ± 20 %	Rated current DC	6.3 mA
Power rating	156 mW	Pull-in/drop-out voltage, typ.	19 V / 4 V DC
Status indicator	Green LED	Protective circuit	Free-wheeling diode, Reverse polarity protection

Output

Rated switching voltage	250 V AC	Max. switching voltage, AC	250 V
Max. switching voltage, DC	250 V	Continuous current	6 A
Inrush current	6 A	Switch-on delay	< 5 ms
Switch-off delay	< 15 ms	Min. switching power	1 mA @ 1 V
Max. switching frequency at rated load	0.1 Hz		

Contact data

Contact type	1 CO contact (AgSnO 5µm Au)	Mechanical service life	10 x 10 ⁶ switching cycles
--------------	-----------------------------	-------------------------	---------------------------------------

General data

Version	One end without connector	Rail	TS 35
Test button	No	Mechanical switch position indicator	No
Open sides	right	Colour	beige
UL 94 flammability rating	V-0		

MCZ SERIES MCZ R 24VDC 5uAu

Weidmüller Interface GmbH & Co. KG
 Klingenbergstraße 16
 D-32758 Detmold
 Germany
 Fon: +49 5231 14-0
 Fax: +49 5231 14-292083
 www.weidmueller.com

Technical data

Insulation coordination

Rated voltage	300 V	Surge voltage category	III
Pollution severity	2	Protection degree	IP20
Dielectric strength, Input/Output	4 kV _{eff} / 1 s	Creepage and clearance distance input – output	≥ 5.5 mm
Dielectric strength to mounting rail	4 kV _{eff} / 1 Min.	Impulse withstand voltage	4 kV (1.2/50 µs)

Further details of approvals / standards

Standards	DIN EN 50178, UL508	Certificate No. (CSA)	154685-1198742
Certificate No. (GERMILLOYD)	TAE00003BK	Certificate No. (cURus)	E141197

Connection data

Wire connection method	Tension-clamp connection	Stripping length, rated connection	8 mm
Clamping range, rated connection	1.5 mm ²	Clamping range, min.	0.5 mm ²
Clamping range, max.	1.5 mm ²	Wire connection cross section AWG, min.	AWG 26
Wire connection cross section AWG, max.	AWG 16	Wire cross-section, solid, min.	0.5 mm ²
Wire cross-section, solid, max.	1.5 mm ²	Wire connection cross-section, finely stranded, min.	0.5 mm ²
Wire connection cross section, finely stranded, max.	1.5 mm ²	Wire cross-section, finely stranded, min. (AWG)	AWG 26
Wire cross-section, finely stranded, max. (AWG)	AWG 16	Wire connection cross-section, finely stranded with wire-end ferrules DIN 46228/4, min.	0.5 mm ²
Wire connection cross-section, finely stranded with wire-end ferrules DIN 46228/4, max.	1.5 mm ²	Conductor cross-section, flexible, AEH (DIN 46228-1), min.	0.5 mm ²
Conductor cross-section, flexible, AEH (DIN 46228-1), max.	1.5 mm ²	Blade size	0.6 x 3.5 mm

Classifications

ETIM 3.0	EC001437	ETIM 4.0	EC001437
ETIM 5.0	EC001437	ETIM 6.0	EC001437
UNSPSC	30-21-19-17	eClass 5.1	27-37-16-01
eClass 6.2	27-37-16-01	eClass 7.1	27-37-16-01
eClass 8.1	27-37-16-01	eClass 9.0	27-37-16-01
eClass 9.1	27-37-16-01		

Product information

Product information The cable lengths must not exceed 30 m.

Approvals

Approvals



ROHS Conform

Data sheet**MCZ SERIES
MCZ R 24VDC 5uAu**

Weidmüller Interface GmbH & Co. KG
Klingenbergstraße 16
D-32758 Detmold
Germany
Fon: +49 5231 14-0
Fax: +49 5231 14-292083
www.weidmueller.com

Technical data**Downloads**


Approval/Certificate/Document of Conformity	DE_PA_5600_160311_004.pdf
Brochure/Catalogue	CAT 4.2 ELECTR 18/19 EN
Engineering Data	EPLAN, WSCAD, Zuken E3.S
Engineering Data	STEP
User Documentation	Operating Instructions

**MCZ SERIES
MCZ R 24VDC 5uAu**

Weidmüller Interface GmbH & Co. KG
Klingenbergstraße 16
D-32758 Detmold
Germany
Fon: +49 5231 14-0
Fax: +49 5231 14-292083
www.weidmueller.com

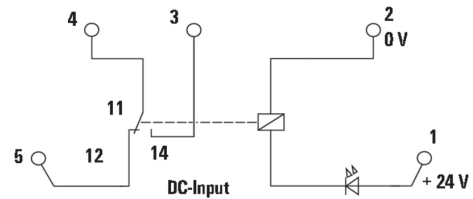
Drawings

Product image

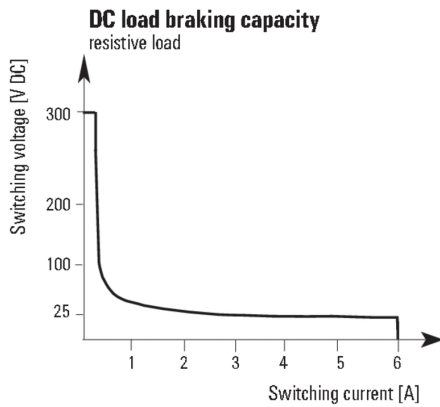


Similar to illustration

Wiring diagram

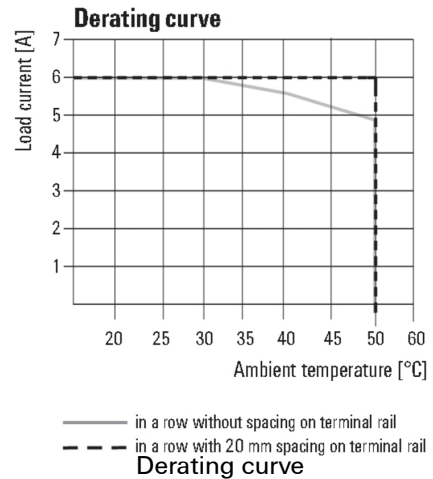


Graph



DC load limit curve

Graph



Dimensional drawing

