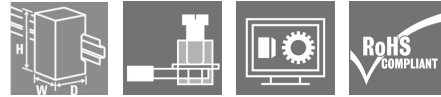



## MCZ SERIES MCZ CFC 4-20MA

**Weidmüller Interface GmbH & Co. KG**  
 Klingenbergstraße 16  
 D-32758 Detmold  
 Germany  
 Fon: +49 5231 14-0  
 Fax: +49 5231 14-292083  
 www.weidmueller.com

### Product image



### MCZ: The smallest solution

- The smallest analogue signal converter in terminal block format on the market
- Space-saving conversion of analogue signals in the control cabinet thanks to the slim, 6 mm wide module width
- Simple wiring with plug-in cross-connectors

### General ordering data

Type	MCZ CFC 4-20MA
Order No.	<a href="#">8461490000</a>
Version	MCZ SERIES, DC/f transformer, f=: 0...1/ 4/ 8/ 16 kHz
GTIN (EAN)	4032248037797
Qty.	10 pc(s).

**MCZ SERIES**  
**MCZ CFC 4-20MA**

**Weidmüller Interface GmbH & Co. KG**  
 Klingenbergstraße 16  
 D-32758 Detmold  
 Germany  
 Fon: +49 5231 14-0  
 Fax: +49 5231 14-292083  
 www.weidmueller.com

**Technical data****Dimensions and weights**

Length	91 mm	Length (inches)	3.583 inch
Width	6 mm	Width (inches)	0.236 inch
Depth	63.2 mm	Depth (inches)	2.488 inch
Net weight	28.3 g		

**Temperatures**

Operating temperature, max.	50 °C	Operating temperature, min.	0 °C
Storage temperature, max.	85 °C	Storage temperature, min.	-20 °C
Operating temperature	0 °C...50 °C	Storage temperature	-20 °C...85 °C

**Environmental Product Compliance**

REACH SVHC	Lead 7439-92-1
------------	----------------

**Input**

Number of inputs	1	Input current	4...20 mA
Input resistance, current	50 Ω	Voltage drop	5.8...6.4 V at 20 mA

**Output**

Number of outputs	1	Output frequency	0...1/ 4/ 8/ 16 kHz
Output level	PNP, Ub-0.7 V	Output current	max. 20 mA
load impedance current	≤ 600 Ω	Status indicator	LED, pulsing

**General data**

Accuracy	0.15 % v. FSR	Current consumption	14 mA without load
Current-carrying capacity of cross-connect.	≤ 20 A	Galvanic isolation	between input/output/supply
Input/Output	DC/ f	Rail	TS 35
Temperature coefficient	≤ 250 ppm/K	Voltage supply	24 V DC ± 10 %

**Insulation coordination**

Clearance & creepage distances	≥ 2 mm	EMC standards	EN 55011, EN 61000-6
Galvanic isolation	between input/output/supply	Impulse withstand voltage	1.5 kV
Insulation voltage	1 kV DC	Insulation voltage input or output/rail	4 kV <sub>eff</sub> / 1 min.
Pollution severity	2	Rated voltage	100 V
Surge voltage category	III	Test voltage	300 v

**MCZ SERIES**  
**MCZ CFC 4-20MA**

**Weidmüller Interface GmbH & Co. KG**  
 Klingenbergstraße 16  
 D-32758 Detmold  
 Germany  
 Fon: +49 5231 14-0  
 Fax: +49 5231 14-292083  
 www.weidmueller.com

**Technical data****Connection data**

Type of connection	Tension-clamp connection	Clamping range, rated connection	1.5 mm <sup>2</sup>
Clamping range, min.	0.5 mm <sup>2</sup>	Clamping range, max.	1.5 mm <sup>2</sup>
Wire connection cross section AWG, min.	AWG 26	Wire connection cross section AWG, max.	AWG 16
Wire cross-section, solid, min.	0.5 mm <sup>2</sup>	Wire cross-section, solid, max.	1.5 mm <sup>2</sup>
Wire connection cross-section, finely stranded, min.	0.5 mm <sup>2</sup>	Wire connection cross section, finely stranded, max.	1.5 mm <sup>2</sup>
Wire cross-section, finely stranded, min. (AWG)	AWG 26	Wire cross-section, finely stranded, max. (AWG)	AWG 16
Wire connection cross-section, finely stranded with wire-end ferrules DIN 46228/4, min.	0.5 mm <sup>2</sup>	Wire connection cross-section, finely stranded with wire-end ferrules DIN 46228/4, max.	1.5 mm <sup>2</sup>
Conductor cross-section, flexible, AEH (DIN 46228-1), min.	0.5 mm <sup>2</sup>	Conductor cross-section, flexible, AEH (DIN 46228-1), max.	1.5 mm <sup>2</sup>

**Classifications**

ETIM 3.0	EC001774	ETIM 4.0	EC001774
ETIM 5.0	EC001774	ETIM 6.0	EC002918
UNSPSC	31-12-10-07	eClass 5.1	27-21-09-04
eClass 6.2	27-21-09-04	eClass 7.1	27-21-09-04
eClass 8.1	27-21-09-04	eClass 9.0	27-21-01-28
eClass 9.1	27-21-01-28		

**Approvals**

Approvals



ROHS

Conform

**Downloads**

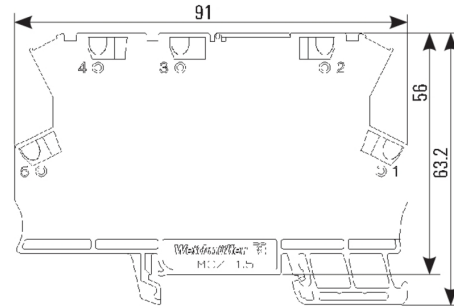
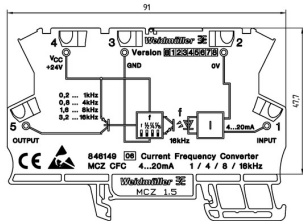
Approval/Certificate/Document of Conformity	<a href="#">Declaration of Conformity</a>
Engineering Data	<a href="#">EPLAN, WSCAD</a>
User Documentation	<a href="#">Instruction sheet</a>

**MCZ SERIES  
MCZ CFC 4-20mA**

**Weidmüller Interface GmbH & Co. KG**  
 Klingenbergstraße 16  
 D-32758 Detmold  
 Germany  
 Fon: +49 5231 14-0  
 Fax: +49 5231 14-292083  
 www.weidmueller.com

**Drawings**

**Connection diagram**



dimensions