

**RIDERSERIES
RT314024 24VDC 1CO**

Weidmüller Interface GmbH & Co. KG
 Klingenbergstraße 16
 D-32758 Detmold
 Germany
 Fon: +49 5231 14-0
 Fax: +49 5231 14-292083
 www.weidmueller.com

Product image


Similar to illustration

Standard relay within the RIDERSERIES RCL

- 1 CO contact
- optionally: AC or DC coils

General ordering data

Type	RT314024 24VDC 1CO
Order No.	8630780000
Version	RIDERSERIES, Relay, No. of contacts: 1 CO contact AgNi 90/10, Rated control voltage: 24 V DC, Continuous current: 16 A, Plug-in connection
GTIN (EAN)	4032248292110
Qty.	20 pc(s).

**RIDERSERIES
RT314024 24VDC 1CO**

Weidmüller Interface GmbH & Co. KG
 Klingenbergstraße 16
 D-32758 Detmold
 Germany
 Fon: +49 5231 14-0
 Fax: +49 5231 14-292083
 www.weidmueller.com

Technical data**Dimensions and weights**

Width	12.7 mm	Width (inches)	0.5 inch
Height	29 mm	Height (inches)	1.142 inch
Depth	15.7 mm	Depth (inches)	0.618 inch
Net weight	13.75 g		

Temperatures

Operating temperature, max.	85 °C	Operating temperature, min.	-40 °C
Storage temperature, max.	85 °C	Storage temperature, min.	-40 °C
Operating temperature	-40 °C...85 °C	Storage temperature	-40 °C...85 °C

Environmental Product Compliance

REACH SVHC	Lead 7439-92-1
------------	----------------

Input

Rated control voltage	24 V DC	Power rating	400 mW // 0.75 VA
-----------------------	---------	--------------	-------------------

Output

Rated switching voltage	250 V AC	Max. switching voltage, AC	400 V
Continuous current	16 A	Switch-on delay	≤ 8 ms
Switch-off delay	≤ 6 ms	Duration of Bounce	Shutter/break contact element: typ.1/3ms
Min. switching power	1 mA @ 24 V, 10 mA @ 10 V, 100 mA @ 5 V	Max. switching frequency at rated load	0.1 Hz

Contact data

Contact type	1 CO contact (AgNi 90/10)	Mechanical service life	3 x 10 ⁷ switching cycles
--------------	---------------------------	-------------------------	--------------------------------------

General data

Test button	No	Mechanical switch position indicator	No
UL 94 flammability rating	V-0		

Insulation coordination

Rated voltage	250 V	Surge voltage category	III
Pollution severity	2	Insulating material group	IIIa
Protection degree	IP40	Dielectric strength, Input/Output	5 kV _{eff} / 1 min
Creepage and clearance distance input – output	≥ 10 mm	Dielectric strength of open contact	1 kV _{eff} / 1 min

Connection data

Wire connection method	Plug-in connection	Pitch in mm (P)	5 mm
------------------------	--------------------	-----------------	------

Data sheet

**RIDERSERIES
RT314024 24VDC 1CO**

Weidmüller Interface GmbH & Co. KG
 Klingenbergstraße 16
 D-32758 Detmold
 Germany
 Fon: +49 5231 14-0
 Fax: +49 5231 14-292083
 www.weidmueller.com

Technical data

Classifications

ETIM 3.0	EC001437	ETIM 4.0	EC001437
ETIM 5.0	EC001437	ETIM 6.0	EC001437
UNSPSC	30-21-19-17	eClass 5.1	27-37-16-01
eClass 6.2	27-37-16-01	eClass 7.1	27-37-16-01
eClass 8.1	27-37-16-01	eClass 9.0	27-37-16-01
eClass 9.1	27-37-16-01		

Approvals

Approvals



ROHS

Conform

Downloads

Engineering Data

[EPLAN, WSCAD](#)

**RIDERSERIES
RT314024 24VDC 1CO**

Weidmüller Interface GmbH & Co. KG
 Klingenbergstraße 16
 D-32758 Detmold
 Germany
 Fon: +49 5231 14-0
 Fax: +49 5231 14-292083
 www.weidmueller.com

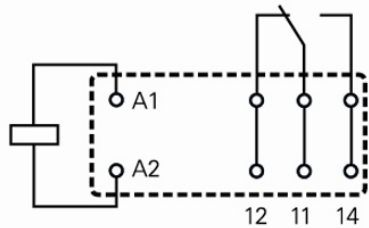
Drawings

Wiring diagram

Circuit diagram

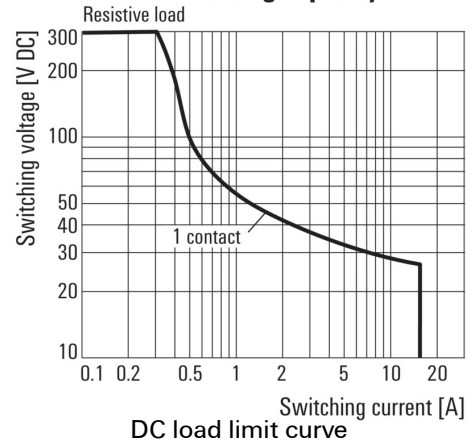
View on pins

1 C/O changeover contacts



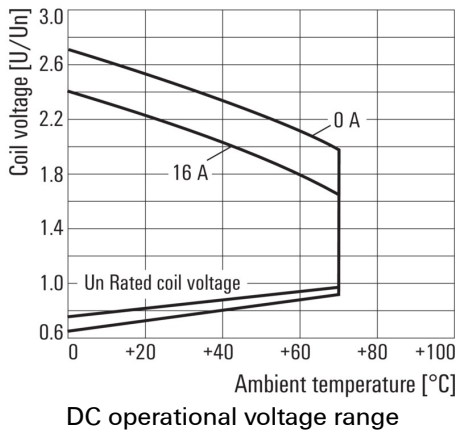
Graph

DC load breaking capacity



Graph

Operating voltage range DC



Graph

Electrical endurance

