


**RIDERSERIES RRD  
RRD321110**

**Weidmüller Interface GmbH & Co. KG**  
 Klingenbergstraße 16  
 D-32758 Detmold  
 Germany  
 Fon: +49 5231 14-0  
 Fax: +49 5231 14-292083  
 www.weidmueller.com

**Product image**


Similar to illustration

The ideal relay version for the separation of input and output signals in industrial automation.

High powers can be safely switched with the RIDERSERIES.

Conventional relays and LED indicators are simply plugged in, retaining and disassembly clips provide a secure fixing.

**General ordering data**

Type	RRD321110
Order No.	<a href="#">8690650000</a>
Version	RIDERSERIES RRD, Relay, No. of contacts: 3 CO contact with test button AgNi 90/10, Rated control voltage: 110 V DC, Continuous current: 10 A, Plug-in connection
GTIN (EAN)	4032248361236
Qty.	25 pc(s).

**RIDERSERIES RRD  
RRD321110**

**Weidmüller Interface GmbH & Co. KG**  
 Klingenbergstraße 16  
 D-32758 Detmold  
 Germany  
 Fon: +49 5231 14-0  
 Fax: +49 5231 14-292083  
 www.weidmueller.com

**Technical data****Dimensions and weights**

Width	35.5 mm	Width (inches)	1.398 inch
Height	35.5 mm	Height (inches)	1.398 inch
Depth	57 mm	Depth (inches)	2.244 inch
Net weight	83.92 g		

**Temperatures**

Humidity	40 °C / 93 % rel. humidity, no condensation	Operating temperature, max.	60 °C
Operating temperature, min.	-40 °C	Storage temperature, max.	60 °C
Storage temperature, min.	-40 °C	Operating temperature	-40 °C...60 °C
Storage temperature	-40 °C...60 °C		

**Environmental Product Compliance**

REACH SVHC	Lead 7439-92-1
------------	----------------

**Rated data UL**

Certificate No. (cURus)	E224238
-------------------------	---------

**Input**

Rated control voltage	110 V DC	Rated current DC	11 mA
Power rating	1.2 W	Pull-in/drop-out voltage, typ.	82.5 V / 11.5 V DC
Coil resistance	10000 Ω ± 12 %		

**Output**

Rated switching voltage	240 V AC	Max. switching voltage, AC	400 V
Continuous current	10 A	Inrush current	20 A / 20 ms
Switch-on delay	≤ 15 ms	Switch-off delay	≤ 10 ms
Min. switching power	1 mA @ 24 V, 10 mA @ 12 V, 100 mA @ 5 V	Max. switching frequency at rated load	0.1 Hz

**Contact data**

Contact type	3 CO contact with test button (AgNi 90/10)	Mechanical service life	20 x 10 <sup>6</sup> switching cycles
--------------	--	-------------------------	---------------------------------------

**General data**

Test button	yes (lockable)	Mechanical switch position indicator	Yes
Colour	Transparent	UL 94 flammability rating	V-2

**Insulation coordination**

Rated voltage	250 V	Surge voltage category	III
Pollution severity	2	Insulating material group	IIIa
Protection degree	IP20	Dielectric strength, Input/Output	2.5 kV <sub>eff</sub> / 1 Min.
Creepage and clearance distance input – output	≤ 3 mm	Dielectric strength of neighbouring contacts	2.5 kV <sub>eff</sub> / 1 Min.
Dielectric strength of open contact	1.5 kV <sub>eff</sub> / 1 min.	Impulse withstand voltage	2.5 kV (1.2/50 μs)

**Data sheet**

**RIDERSERIES RRD  
RRD321110**

**Weidmüller Interface GmbH & Co. KG**  
 Klingenbergstraße 16  
 D-32758 Detmold  
 Germany  
 Fon: +49 5231 14-0  
 Fax: +49 5231 14-292083  
 www.weidmueller.com

**Technical data**

**Further details of approvals / standards**

Standards	IEC 61810-1, UL508	Certificate No. (CSA)	249409-2426937
Certificate No. (cURus)	E224238		

**Connection data**

Wire connection method	Plug-in connection
------------------------	--------------------

**Classifications**

ETIM 3.0	EC001437	ETIM 4.0	EC001437
ETIM 5.0	EC001437	ETIM 6.0	EC001437
UNSPSC	30-21-19-17	eClass 5.1	27-37-16-01
eClass 6.2	27-37-16-01	eClass 7.1	27-37-16-01
eClass 8.1	27-37-16-01	eClass 9.0	27-37-16-01
eClass 9.1	27-37-16-01		

**Approvals**

Approvals



ROHS	Conform
------	---------

**Downloads**

Approval/Certificate/Document of Conformity	<a href="#">DE_PA5600_160401_005.pdf</a>
Engineering Data	<a href="#">EPLAN_WSCAD</a>

**RIDERSERIES RRD  
RRD321110**

**Weidmüller Interface GmbH & Co. KG**  
 Klingenbergstraße 16  
 D-32758 Detmold  
 Germany  
 Fon: +49 5231 14-0  
 Fax: +49 5231 14-292083  
 www.weidmueller.com

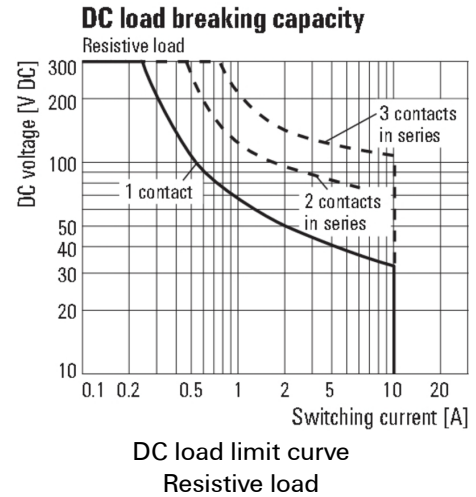
**Drawings**

**Wiring diagram**

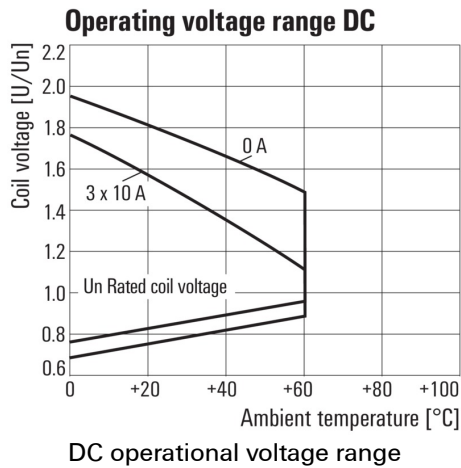
Circuit diagram  
View of connections



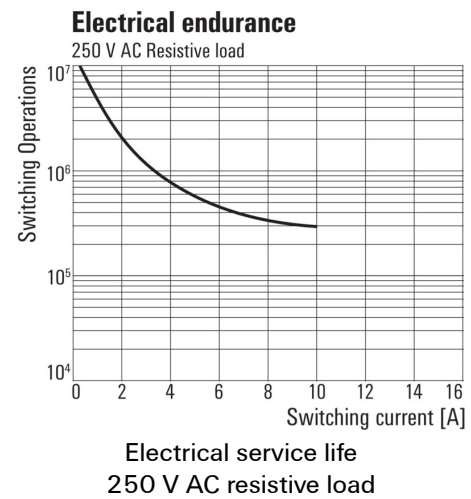
**Graph**



**Graph**



**Graph**



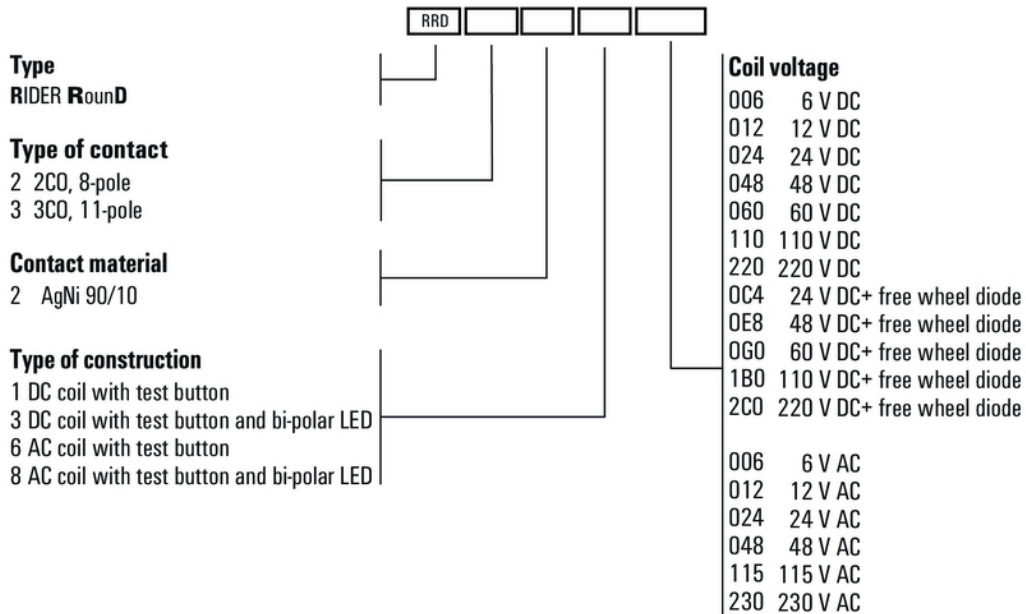
**Data sheet**

**RIDERSERIES RRD  
RRD321110**

**Weidmüller Interface GmbH & Co. KG**  
 Klingenbergstraße 16  
 D-32758 Detmold  
 Germany  
 Fon: +49 5231 14-0  
 Fax: +49 5231 14-292083  
 www.weidmueller.com

**Drawings**

**Miscellaneous**



Type codes